

Case No. : <u>GTS20230105011-1-47</u>
Ambient Condition: <u>23</u> °C, <u>50</u> %RH, Atmos100.1Kpa,
Test Date: <u>2023.3.1</u> Test Engineer: <u>Jenny zeng</u>

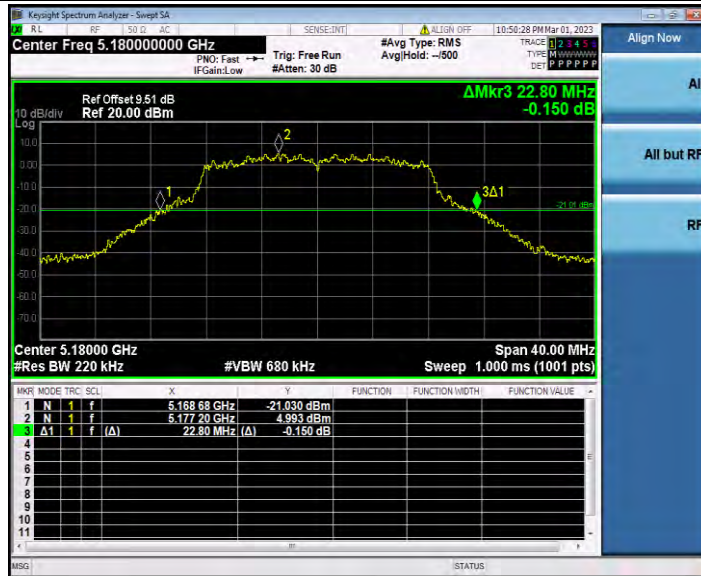
Appendix D.1: Emission Bandwidth

Test Result

TestMode	Antenna	Frequency[MHz]	26db EBW [MHz]	FL[MHz]	FH[MHz]	Limit[MHz]	Verdict
11A	Ant1	5180	22.800	5168.680	5191.480	---	---
		5200	22.920	5188.640	5211.560	---	---
		5240	23.040	5228.120	5251.160	---	---
11N20SISO	Ant1	5180	22.600	5168.600	5191.200	---	---
		5200	23.440	5188.040	5211.480	---	---
		5240	23.080	5228.080	5251.160	---	---
11N40SISO	Ant1	5190	43.280	5168.240	5211.520	---	---
		5230	43.280	5208.160	5251.440	---	---
11AC20SISO	Ant1	5180	22.560	5168.880	5191.440	---	---
		5200	23.080	5188.480	5211.560	---	---
		5240	22.600	5228.720	5251.320	---	---
11AC40SISO	Ant1	5190	42.560	5168.400	5210.960	---	---
		5230	43.280	5208.400	5251.680	---	---
11AC80SISO	Ant1	5210	83.200	5168.240	5251.440	---	---
11AX20SISO	Ant1	5180	23.440	5168.280	5191.720	---	---
		5200	22.120	5189.080	5211.200	---	---
		5240	22.480	5228.560	5251.040	---	---
11AX40SISO	Ant1	5190	41.360	5169.200	5210.560	---	---
		5230	43.120	5208.800	5251.920	---	---
11AX80SISO	Ant1	5210	82.080	5168.880	5250.960	---	---

Test Graphs

11A_Ant1_5180



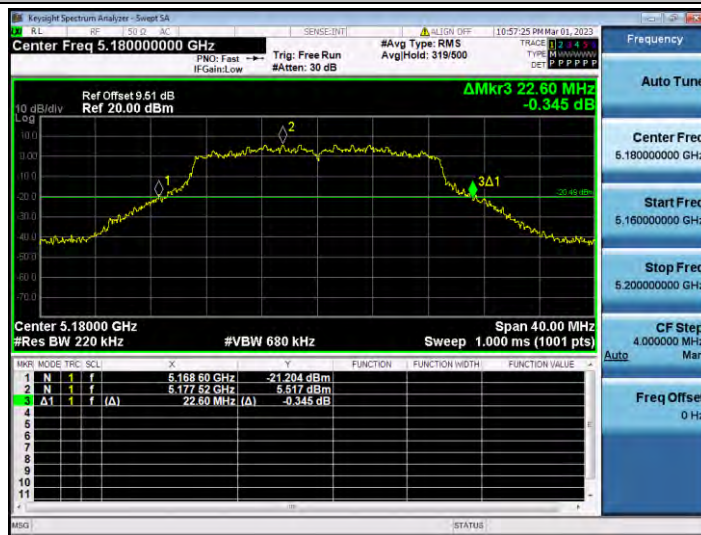
11A_Ant1_5200



11A_Ant1_5240



11N20SISO_Ant1_5180



11N20SISO_Ant1_5200



11N20SISO_Ant1_5240



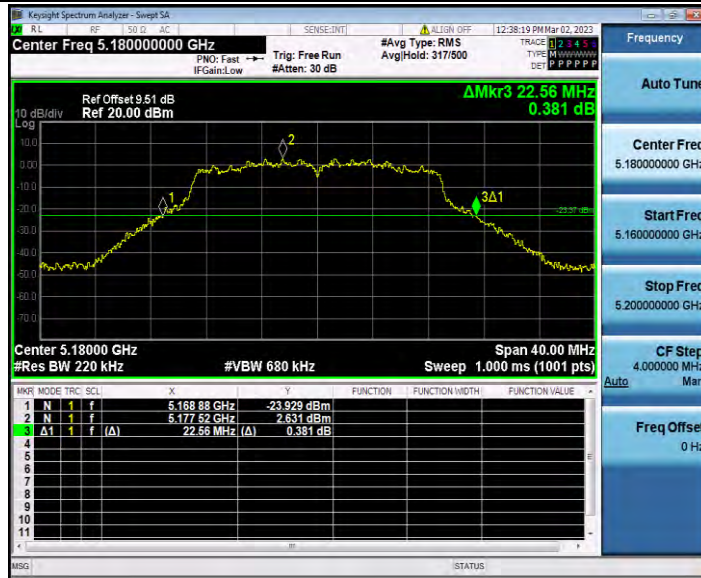
11N40SISO_Ant1_5190



11N40SISO_Ant1_5230



11AC20SISO_Ant1_5180



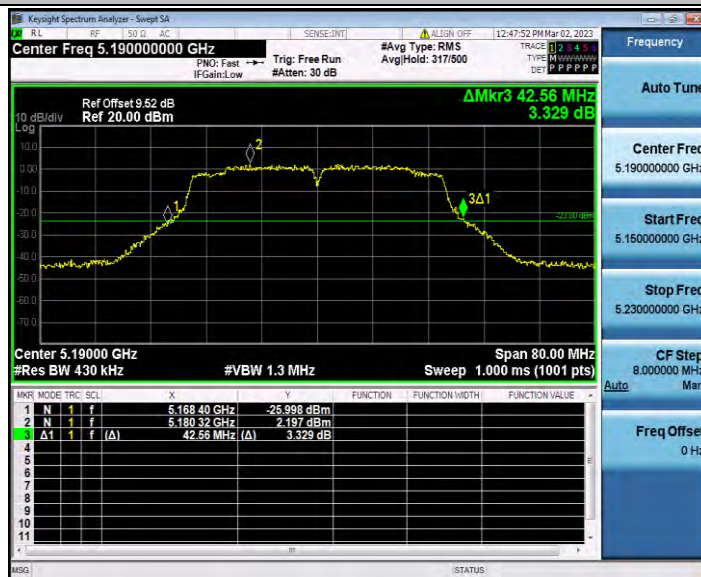
11AC20SISO_Ant1_5200



11AC20SISO_Ant1_5240



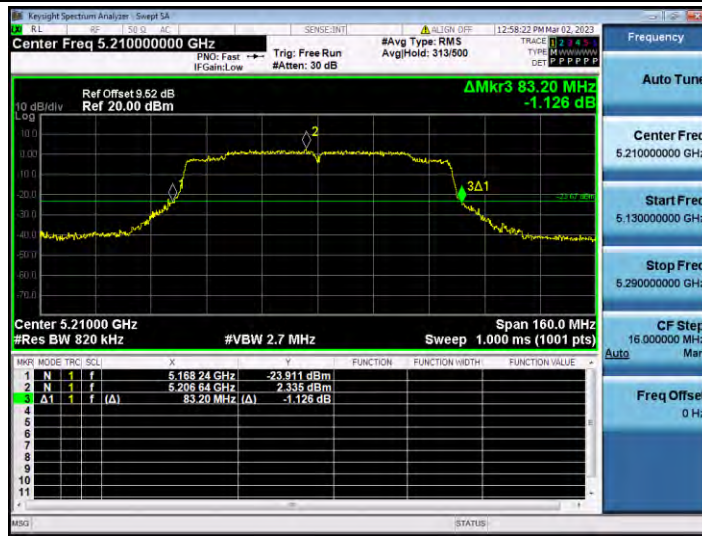
11AC40SISO_Ant1_5190



11AC40SISO_Ant1_5230



11AC80SISO_Ant1_5210



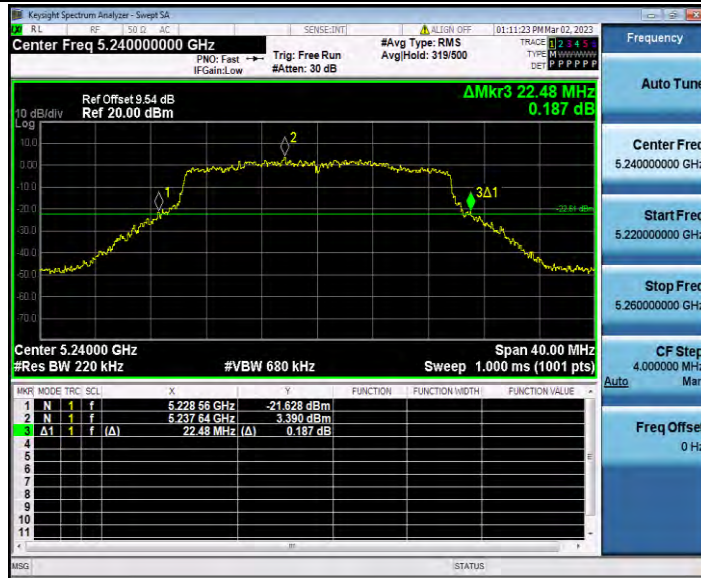
11AX20SISO_Ant1_5180



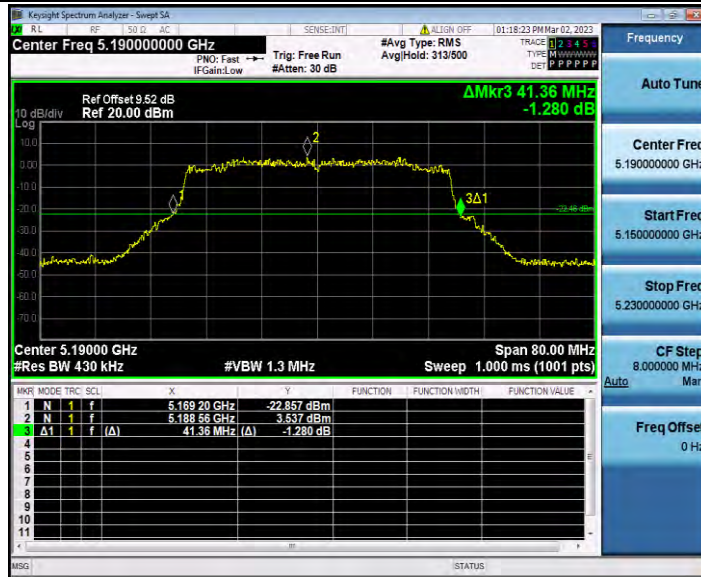
11AX20SISO_Ant1_5200



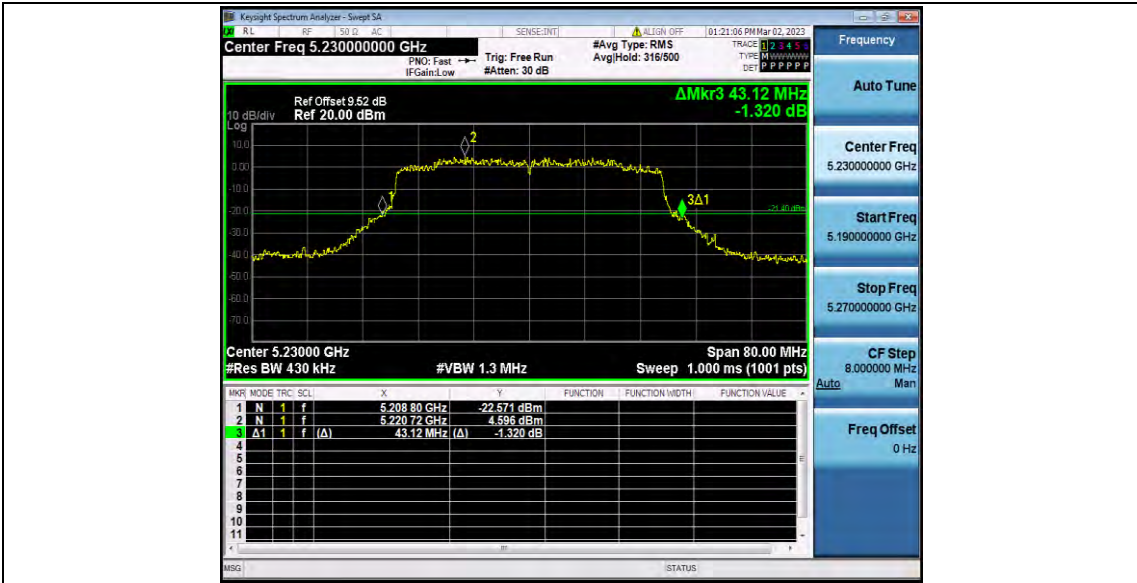
11AX20SISO_Ant1_5240



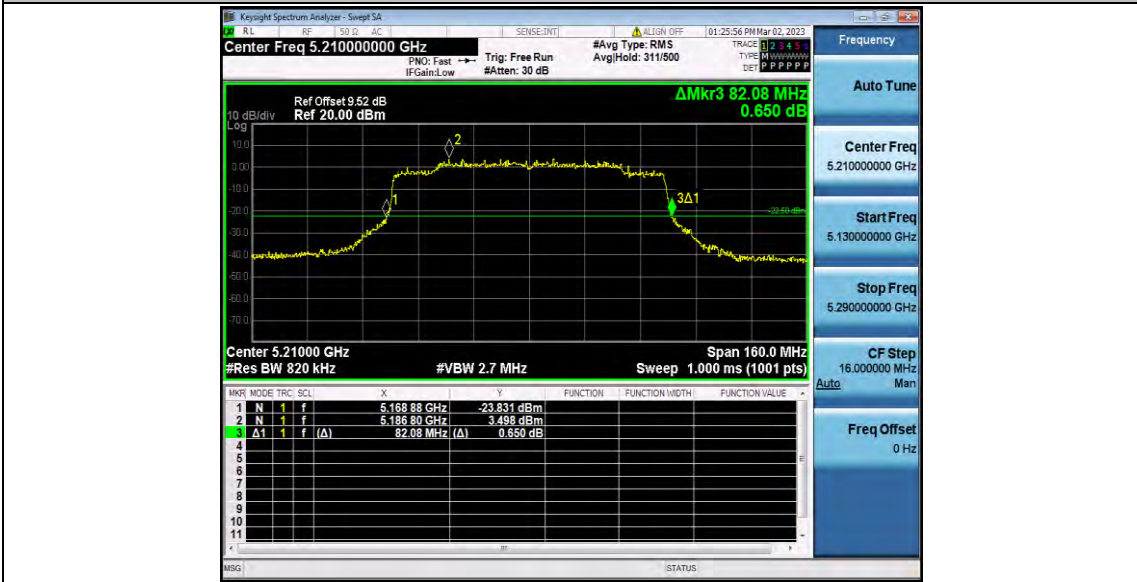
11AX40SISO_Ant1_5190



11AX40SISO_Ant1_5230



11AX80SISO_Ant1_5210



Appendix D.2: Occupied channel bandwidth

Test Result

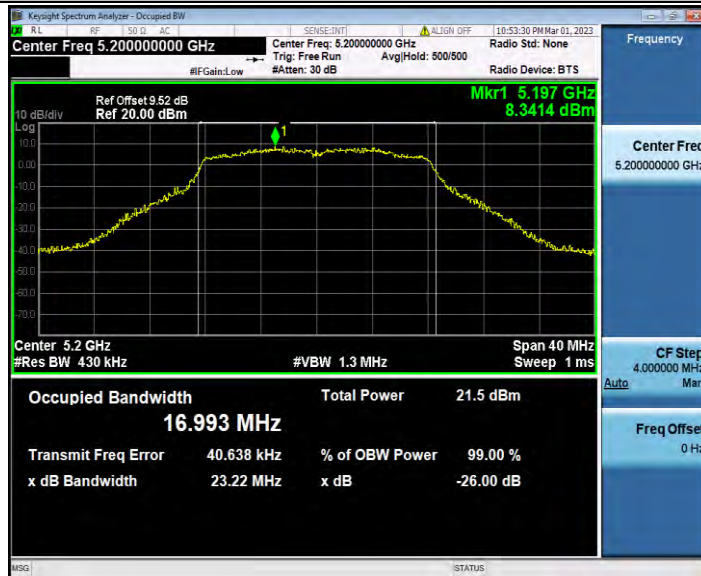
TestMode	Antenna	Frequency[MHz]	OCB [MHz]	FL[MHz]	FH[MHz]	Limit[MHz]	Verdict
11A	Ant1	5180	17.072	5171.441	5188.513	---	---
		5200	16.993	5191.544	5208.537	---	---
		5240	17.031	5231.453	5248.484	---	---
11N20SISO	Ant1	5180	18.077	5170.955	5189.032	---	---
		5200	18.040	5190.977	5209.017	---	---
		5240	18.103	5230.921	5249.024	---	---
11N40SISO	Ant1	5190	36.186	5171.934	5208.120	---	---
		5230	36.215	5211.875	5248.090	---	---
11AC20SISO	Ant1	5180	18.044	5170.979	5189.023	---	---
		5200	18.024	5190.995	5209.019	---	---
		5240	18.005	5230.968	5248.973	---	---
11AC40SISO	Ant1	5190	36.137	5171.960	5208.097	---	---
		5230	36.251	5211.865	5248.116	---	---
11AC80SISO	Ant1	5210	75.099	5172.460	5247.559	---	---
11AX20SISO	Ant1	5180	18.972	5170.526	5189.498	---	---
		5200	18.985	5190.514	5209.499	---	---
		5240	19.026	5230.452	5249.478	---	---
11AX40SISO	Ant1	5190	37.651	5171.215	5208.866	---	---
		5230	37.730	5211.133	5248.863	---	---
11AX80SISO	Ant1	5210	76.592	5171.666	5248.258	---	---

Test Graphs

11A_Ant1_5180



11A_Ant1_5200



11A_Ant1_5240



11N20SISO_Ant1_5180



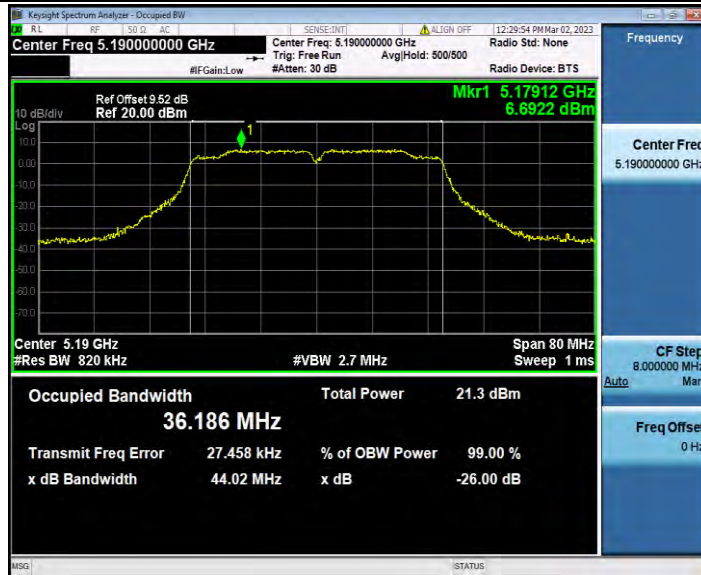
11N20SISO_Ant1_5200



11N20SISO_Ant1_5240



11N40SISO_Ant1_5190



11N40SISO_Ant1_5230



11AC20SISO_Ant1_5180



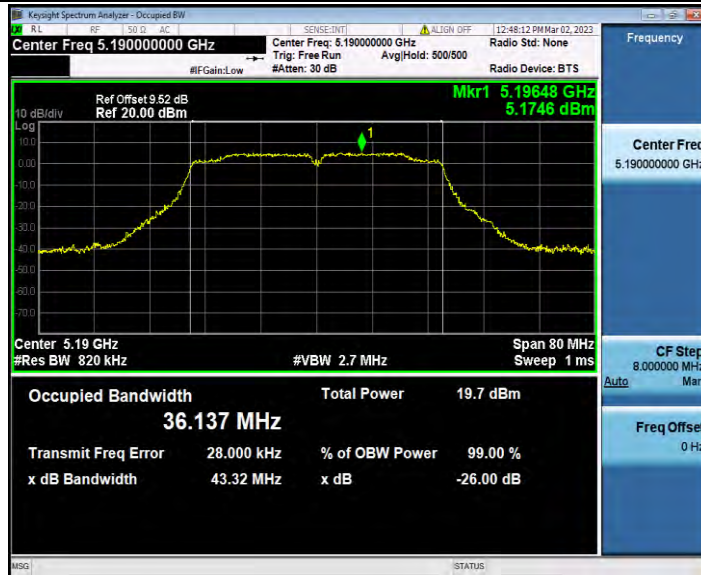
11AC20SISO_Ant1_5200



11AC20SISO_Ant1_5240



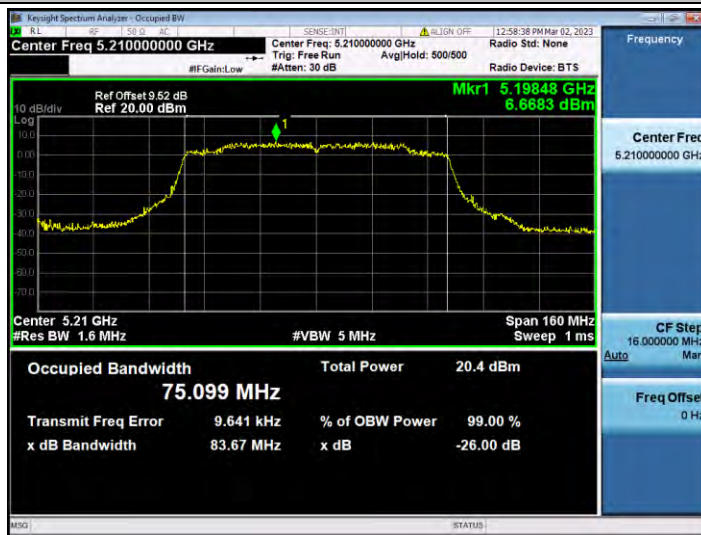
11AC40SISO_Ant1_5190



11AC40SISO_Ant1_5230



11AC80SISO_Ant1_5210



11AX20SISO_Ant1_5180



11AX20SISO_Ant1_5200



11AX20SISO_Ant1_5240



11AX40SISO_Ant1_5190



11AX40SISO_Ant1_5230



11AX80SISO_Ant1_5210



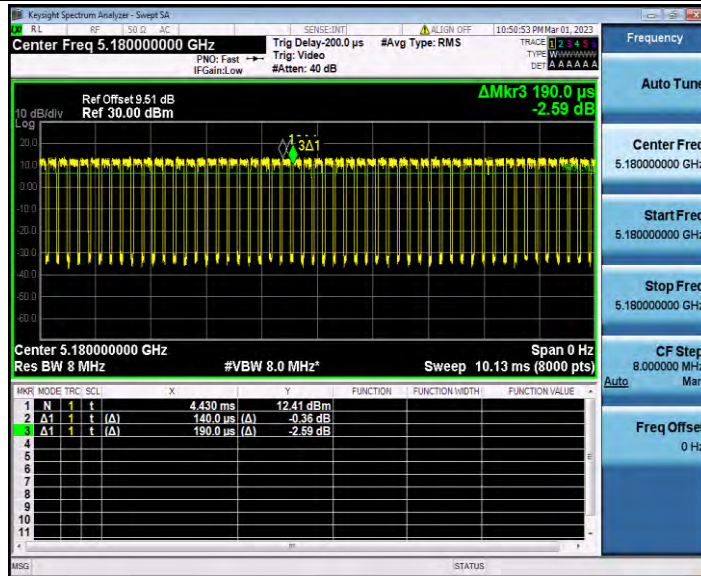
Appendix D.3: Duty Cycle

Test Result

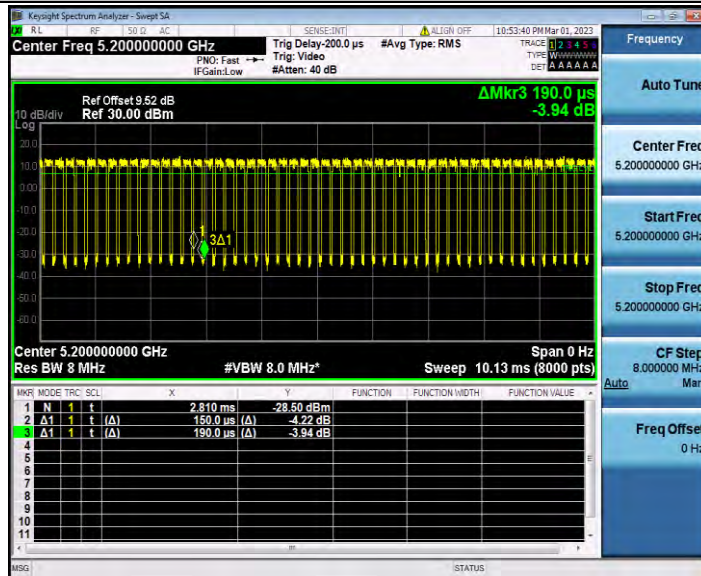
TestMode	Antenna	Frequency[MHz]	Transmission Duration [ms]	Transmission Period [ms]	Duty Cycle [%]
11A	Ant1	5180	0.14	0.19	73.68
		5200	0.15	0.19	78.95
		5240	0.15	0.19	78.95
11N20SISO	Ant1	5180	0.17	0.22	77.27
		5200	0.18	0.22	81.82
		5240	0.17	0.22	77.27
11N40SISO	Ant1	5190	0.18	0.23	78.26
		5230	0.18	0.22	81.82
11AC20SISO	Ant1	5180	0.16	0.21	76.19
		5200	0.16	0.21	76.19
		5240	0.17	0.22	77.27
11AC40SISO	Ant1	5190	0.16	0.21	76.19
		5230	0.16	0.20	80.00
11AC80SISO	Ant1	5210	0.16	0.21	76.19
11AX20SISO	Ant1	5180	0.25	0.30	83.33
		5200	0.26	0.31	83.87
		5240	0.26	0.31	83.87
11AX40SISO	Ant1	5190	0.18	0.22	81.82
		5230	0.17	0.22	77.27
11AX80SISO	Ant1	5210	0.16	0.21	76.19

Test Graphs

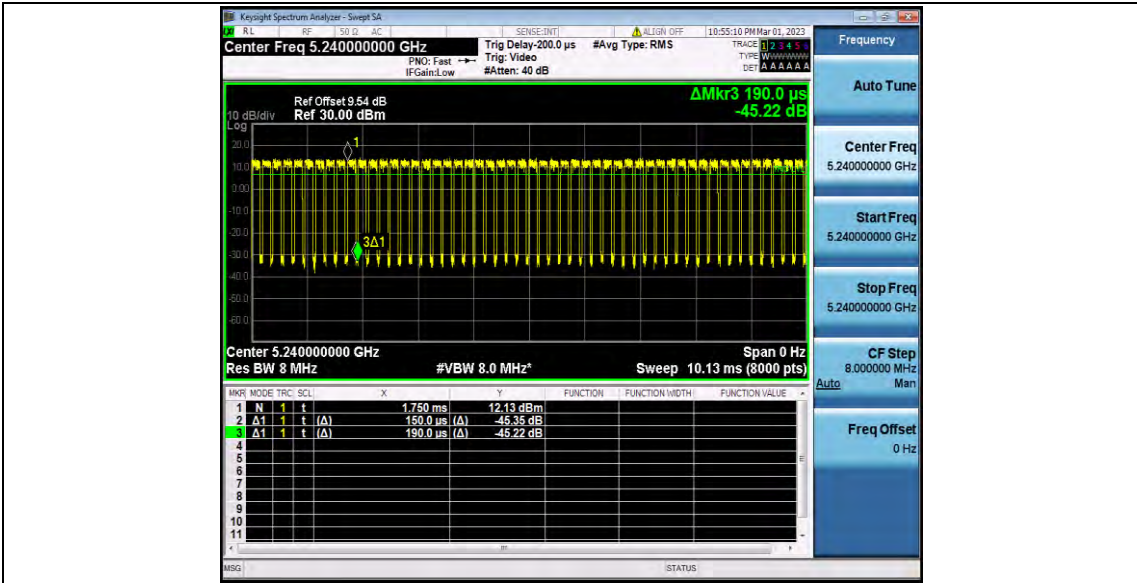
11A_Ant1_5180



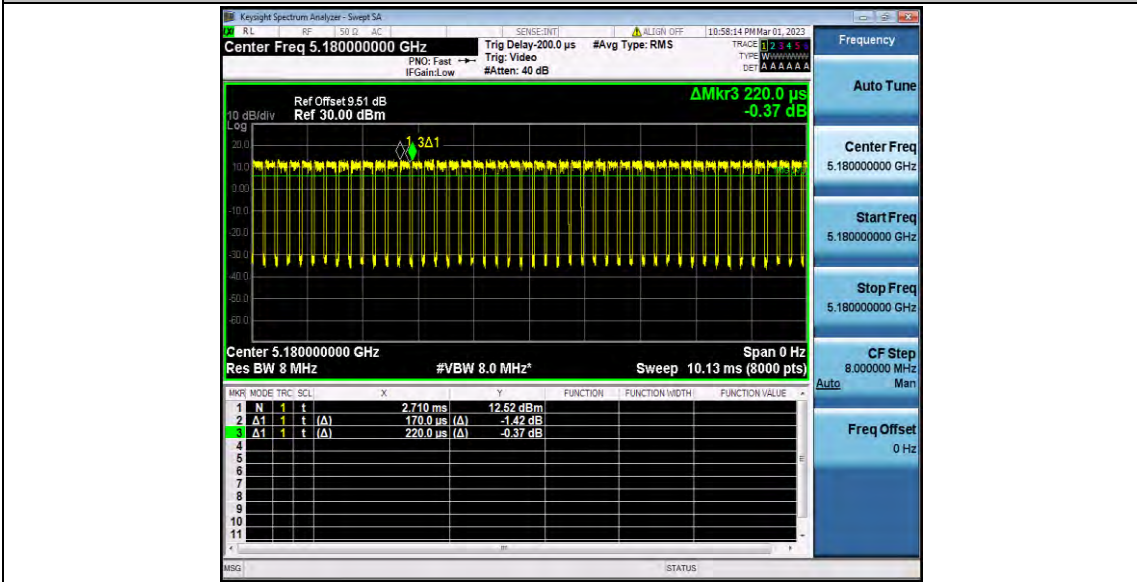
11A_Ant1_5200



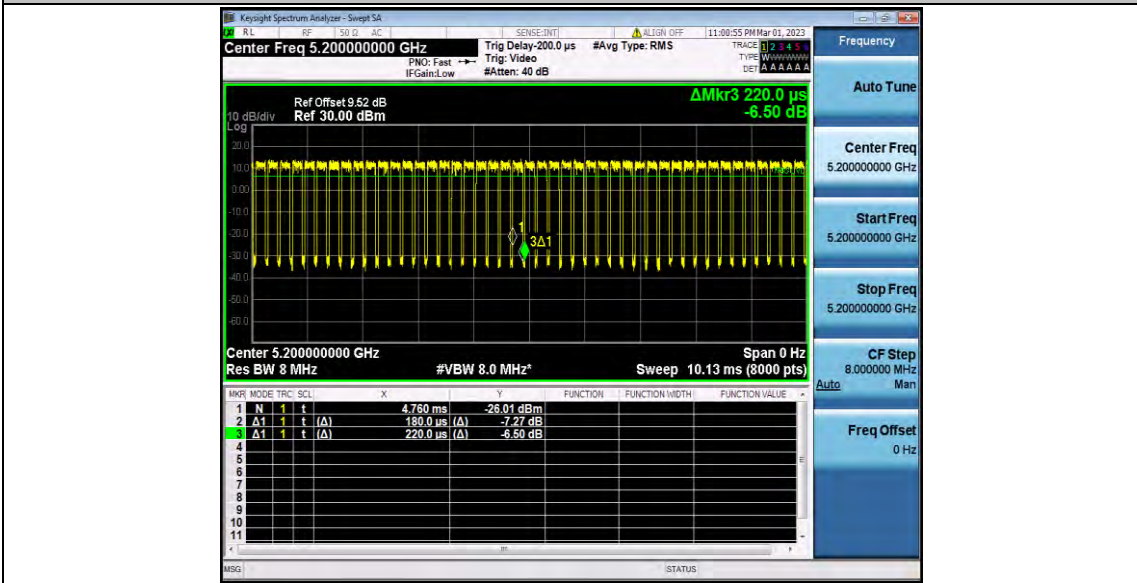
11A_Ant1_5240



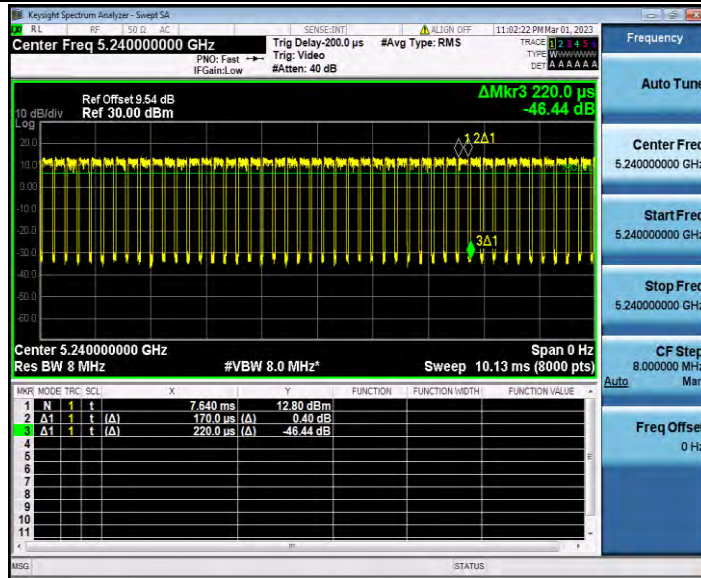
11N20SISO_Ant1_5180



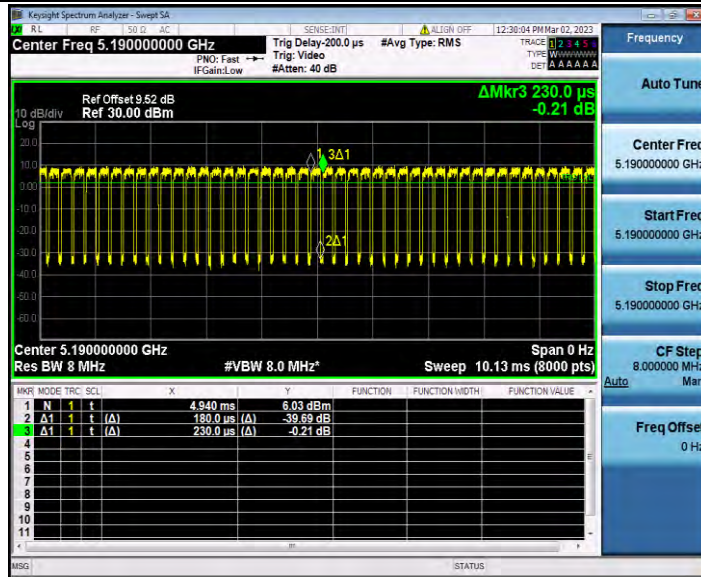
11N20SISO_Ant1_5200



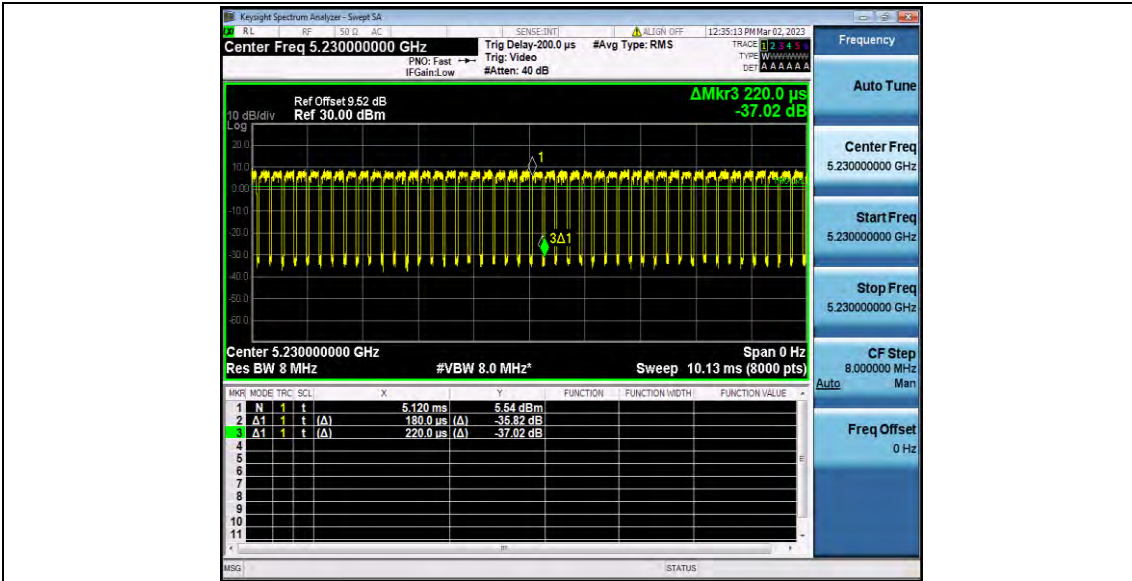
11N20SISO_Ant1_5240



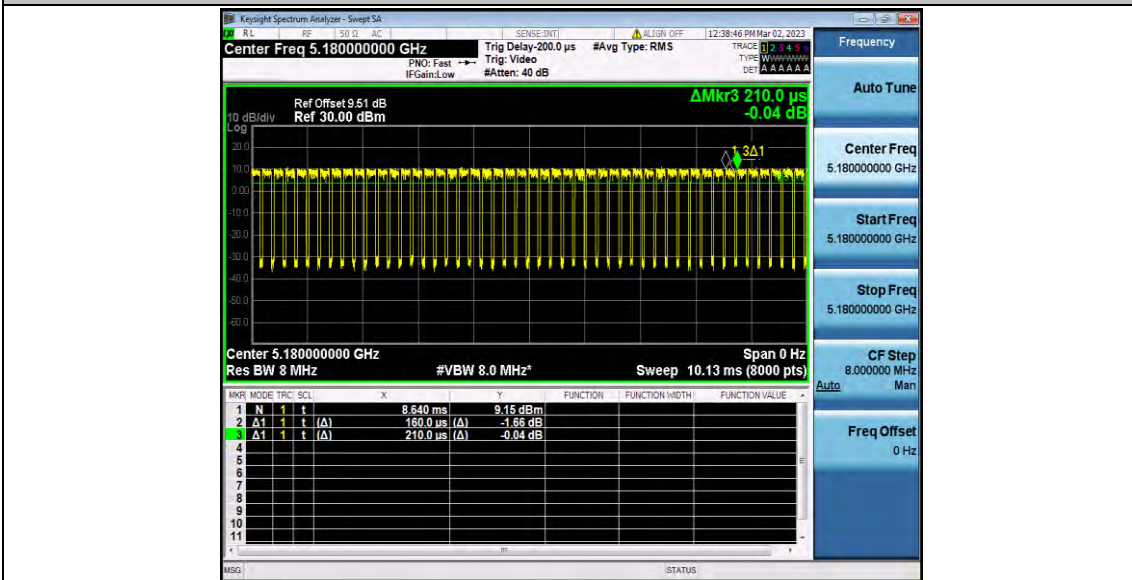
11N40SISO_Ant1_5190



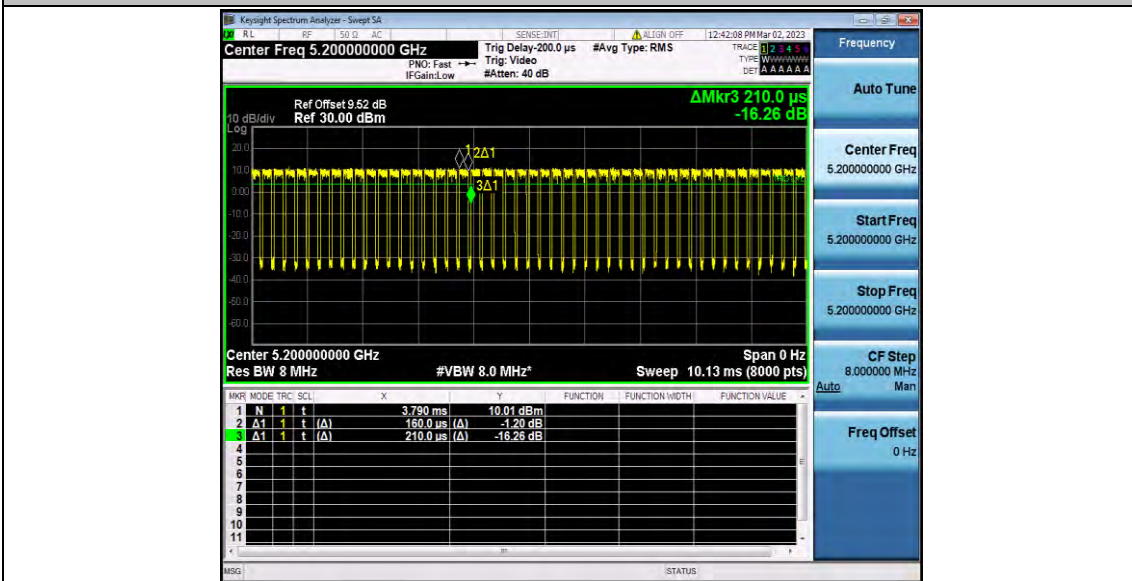
11N40SISO_Ant1_5230



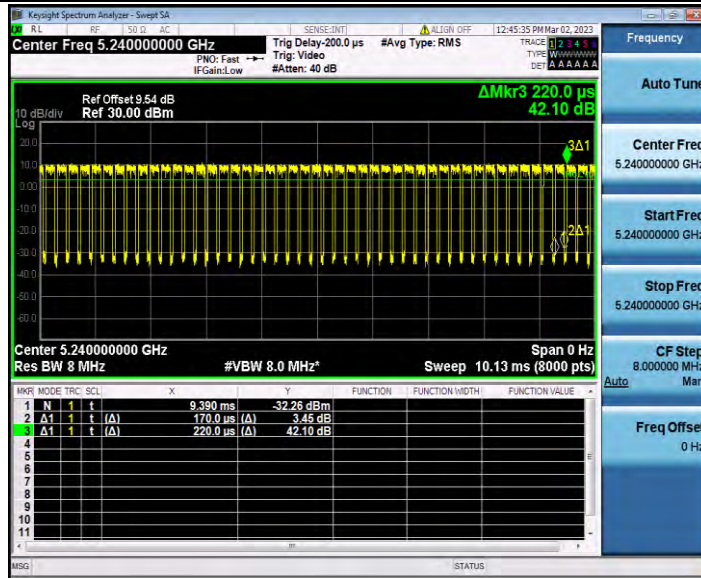
11AC20SISO_Ant1_5180



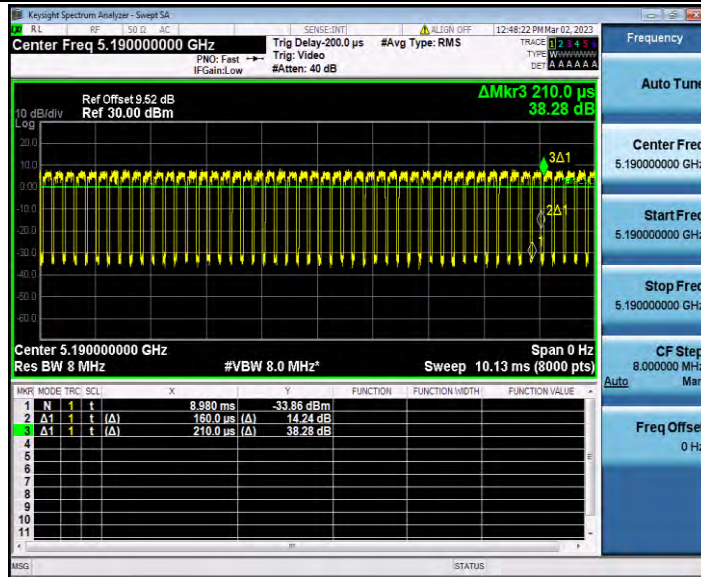
11AC20SISO_Ant1_5200



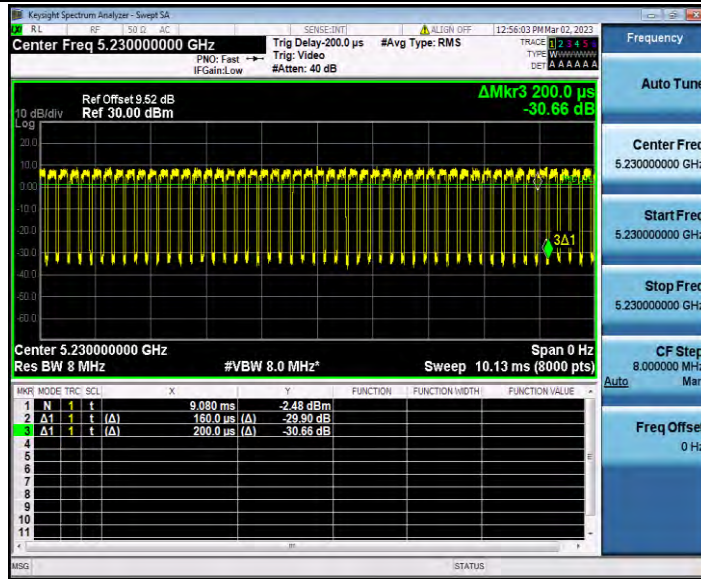
11AC20SISO_Ant1_5240



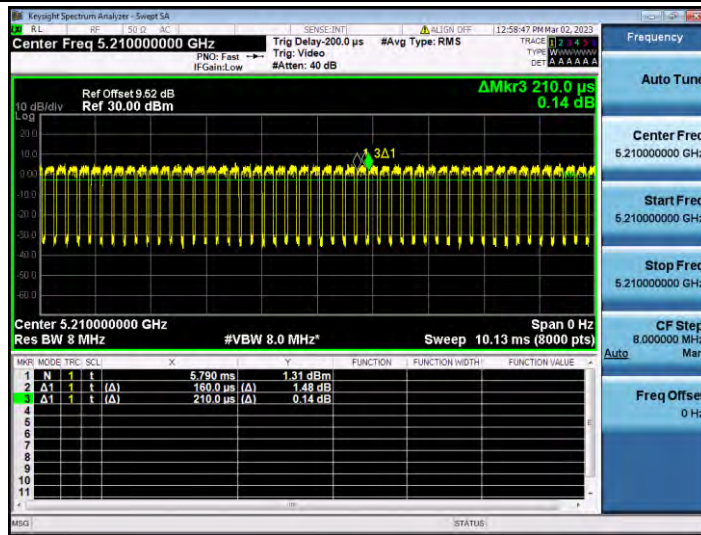
11AC40SISO_Ant1_5190



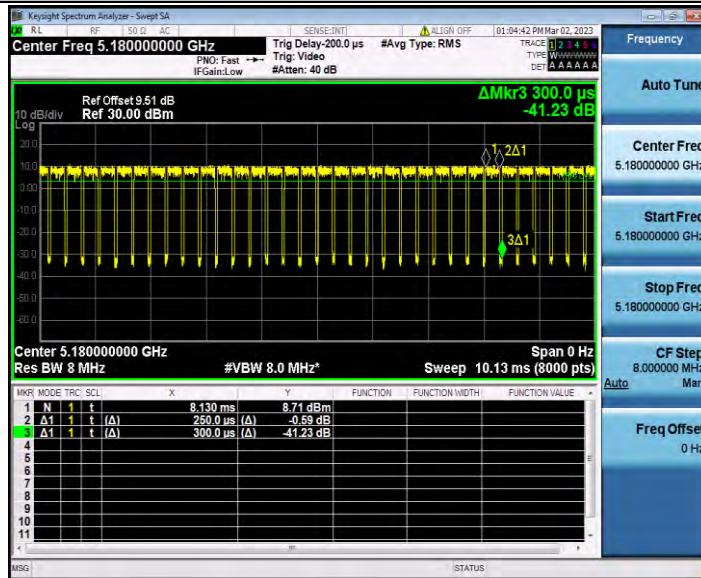
11AC40SISO_Ant1_5230



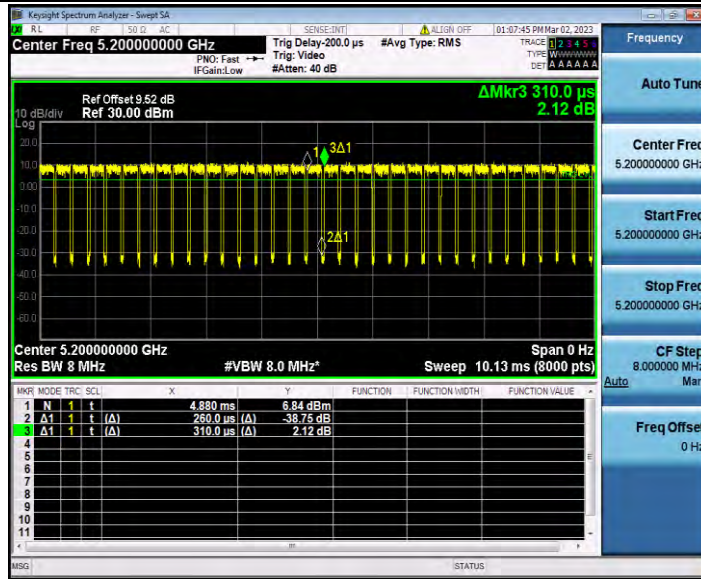
11AC80SISO_Ant1_5210



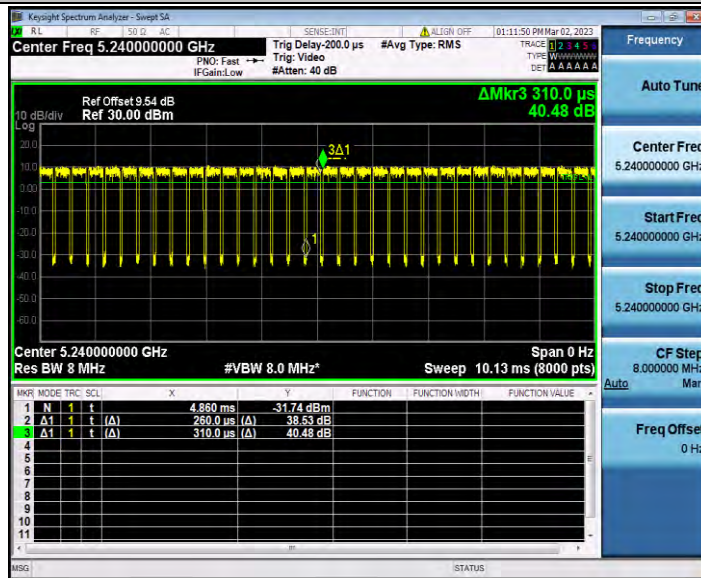
11AX20SISO_Ant1_5180



11AX20SISO_Ant1_5200



11AX20SISO_Ant1_5240



11AX40SISO_Ant1_5190

