

<b>Case No. :</b> <u>GTS20230105011-1-26</u>
<b>Ambient Condition:</b> <u>24</u> °C, <u>50</u> %RH, Atmos100.1Kpa,
<b>Test Date:</b> <u>2023.3.6</u> <b>Test Engineer:</b> <u>Jenny zeng</u>

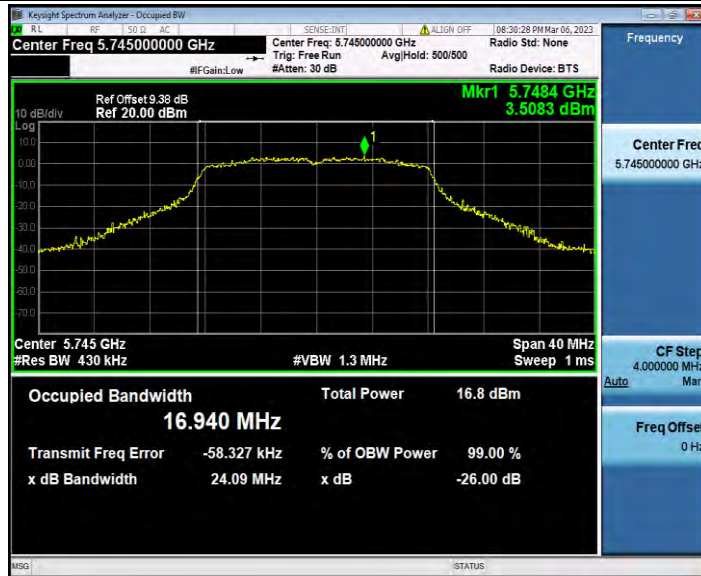
## Appendix E.1: Occupied channel bandwidth

### Test Result

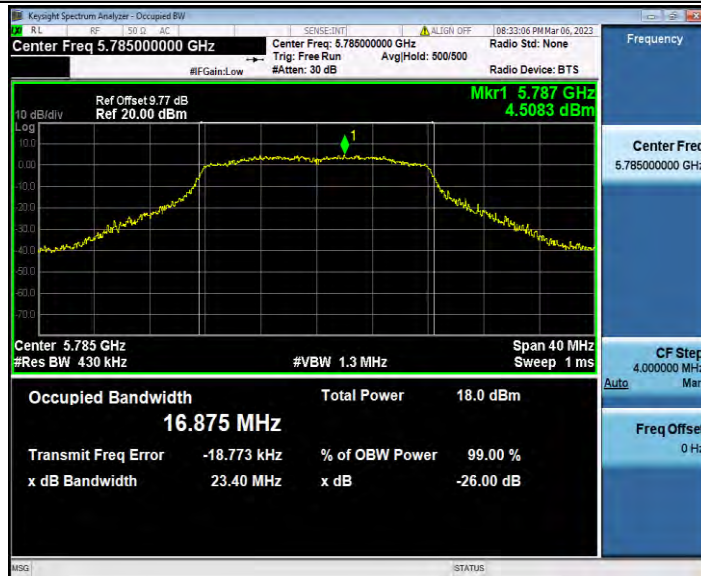
TestMode	Antenna	Frequency[MHz]	OCB [MHz]	FL[MHz]	FH[MHz]	Limit[MHz]	Verdict
11A	Ant2	5745	16.940	5736.472	5753.412	---	---
		5785	16.875	5776.544	5793.419	---	---
		5825	16.928	5816.540	5833.468	---	---
11N20SISO	Ant2	5745	18.014	5735.949	5753.963	---	---
		5785	18.027	5775.981	5794.008	---	---
		5825	18.075	5816.009	5834.084	---	---
11N40SISO	Ant2	5755	36.323	5736.887	5773.210	---	---
		5795	36.243	5776.855	5813.098	---	---
11AC20SISO	Ant2	5745	18.002	5735.955	5753.957	---	---
		5785	18.013	5775.993	5794.006	---	---
		5825	18.073	5815.980	5834.053	---	---
11AC40SISO	Ant2	5755	36.273	5736.873	5773.146	---	---
		5795	36.240	5776.918	5813.158	---	---
11AC80SISO	Ant2	5775	75.643	5737.157	5812.800	---	---

# Test Graphs

11A\_Ant2\_5745



11A\_Ant2\_5785



11A\_Ant2\_5825



11N20SISO\_Ant2\_5745



11N20SISO\_Ant2\_5785



11N20SISO\_Ant2\_5825



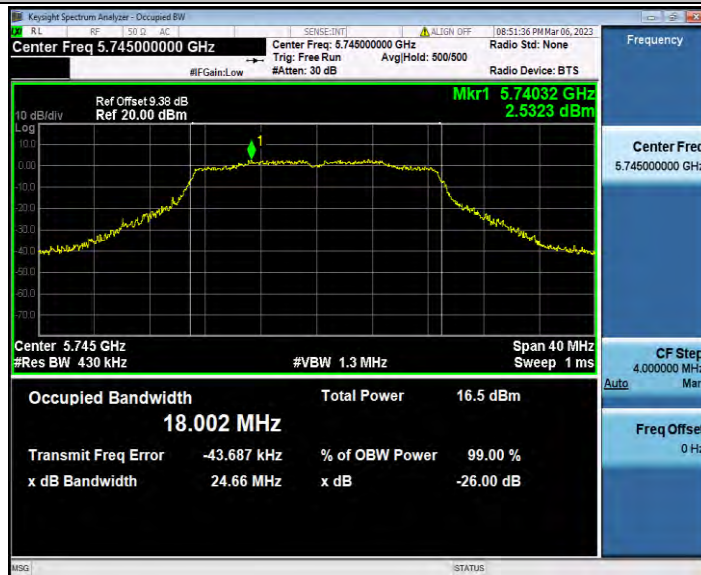
11N40SISO\_Ant2\_5755



11N40SISO\_Ant2\_5795



11AC20SISO\_Ant2\_5745



11AC20SISO\_Ant2\_5785





11AC20SISO\_Ant2\_5825



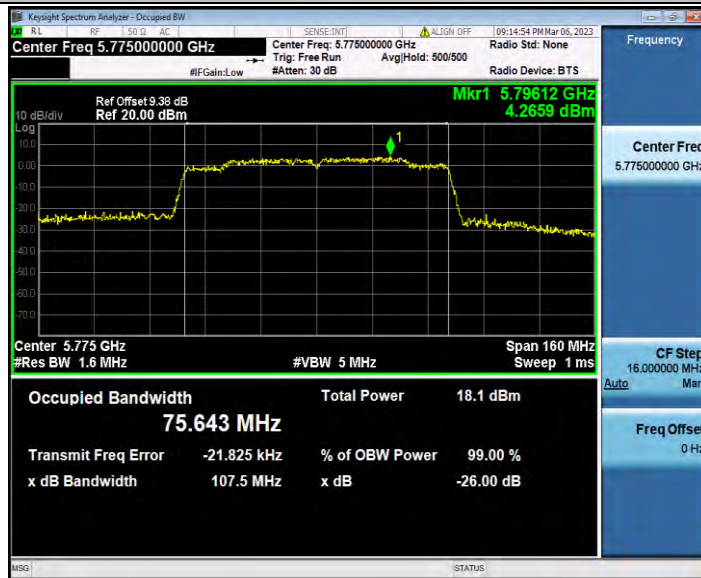
11AC40SISO\_Ant2\_5755



11AC40SISO\_Ant2\_5795



11AC80SISO\_Ant2\_5775



## Appendix E.2: Min emission bandwidth

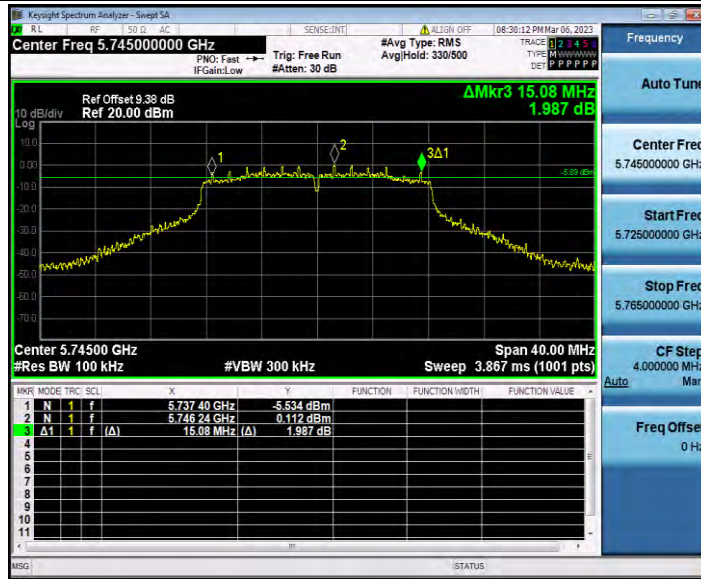
### Test Result B4

TestMode	Antenna	Frequency[MHz]	6db EBW [MHz]	FL[MHz]	FH[MHz]	Limit[MHz]	Verdict
11A	Ant2	5745	15.080	5737.400	5752.480	0.5	PASS
		5785	15.120	5777.400	5792.520	0.5	PASS
		5825	15.040	5817.480	5832.520	0.5	PASS
11N20SISO	Ant2	5745	15.040	5737.480	5752.520	0.5	PASS
		5785	15.080	5777.400	5792.480	0.5	PASS
		5825	15.920	5817.400	5833.320	0.5	PASS
11N40SISO	Ant2	5755	35.120	5737.400	5772.520	0.5	PASS
		5795	35.120	5777.400	5812.520	0.5	PASS
11AC20SISO	Ant2	5745	14.960	5737.480	5752.440	0.5	PASS
		5785	15.120	5777.400	5792.520	0.5	PASS
		5825	15.040	5817.440	5832.480	0.5	PASS
11AC40SISO	Ant2	5755	35.120	5737.400	5772.520	0.5	PASS
		5795	35.120	5777.400	5812.520	0.5	PASS
11AC80SISO	Ant2	5775	75.200	5737.400	5812.600	0.5	PASS



# Test Graphs B4

11A\_Ant2\_5745



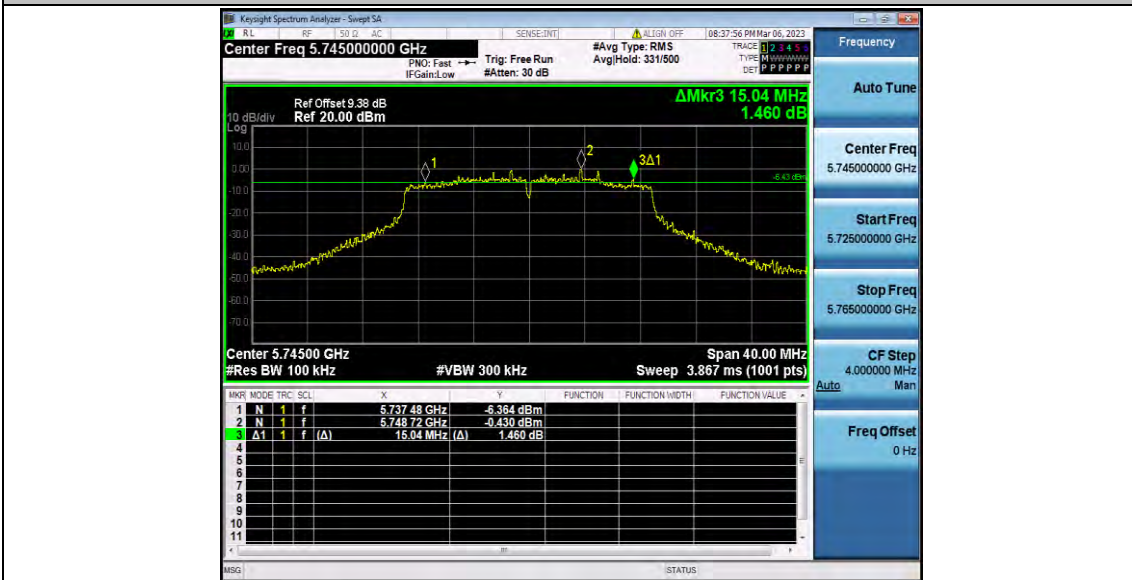
11A\_Ant2\_5785



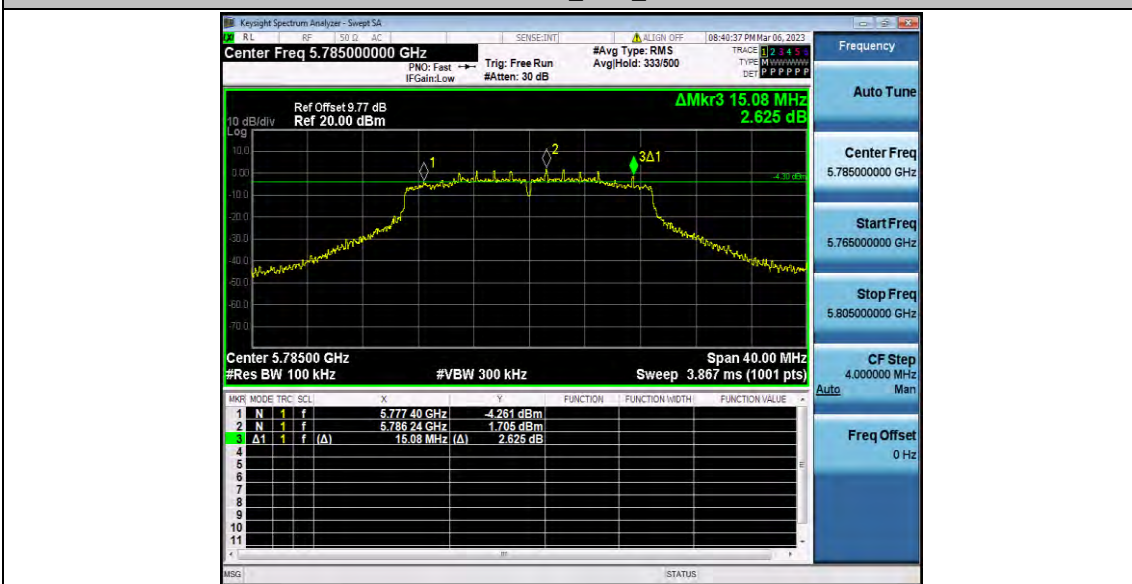
11A\_Ant2\_5825



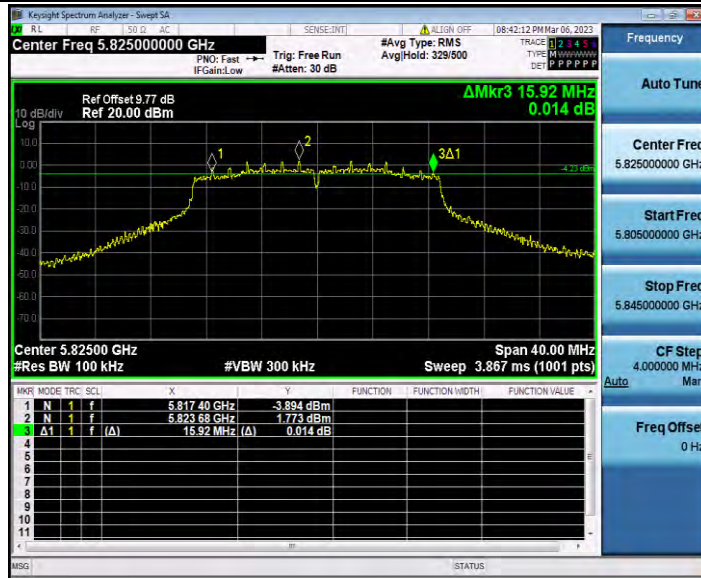
11N20SISO\_Ant2\_5745



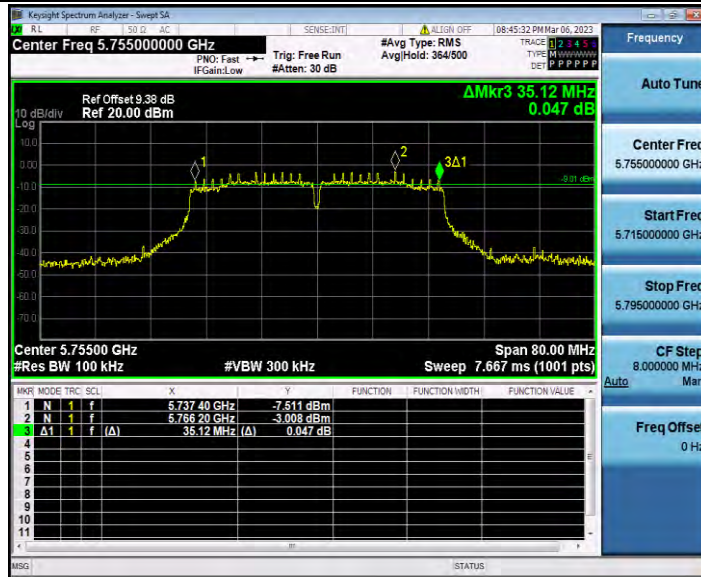
11N20SISO\_Ant2\_5785



11N20SISO\_Ant2\_5825

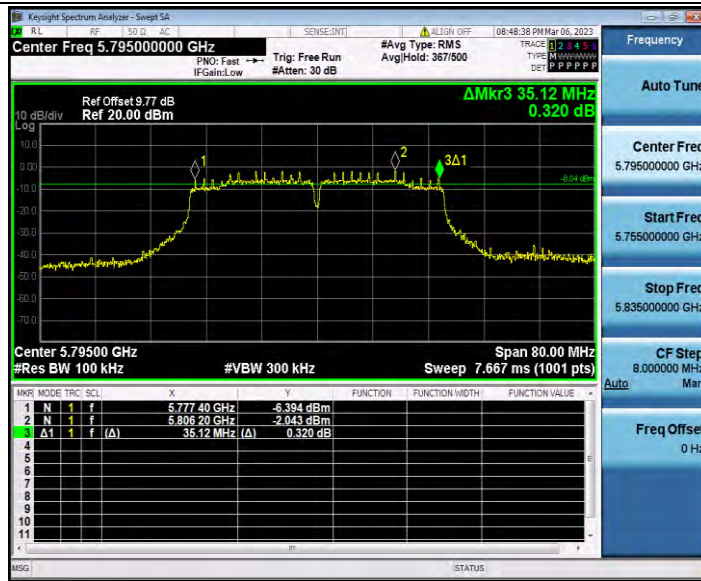


11N40SISO\_Ant2\_5755

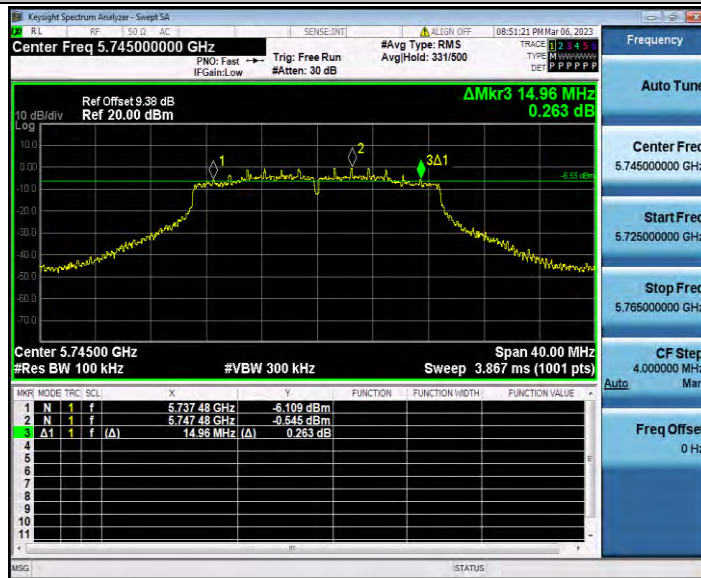


11N40SISO\_Ant2\_5795

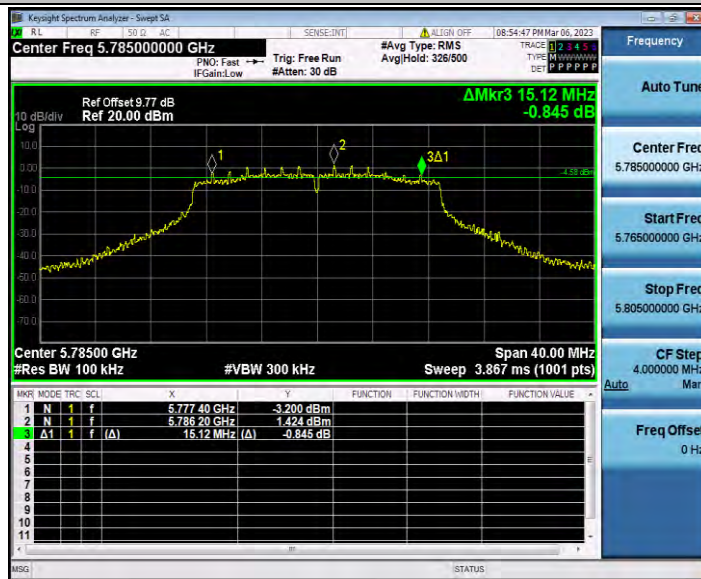




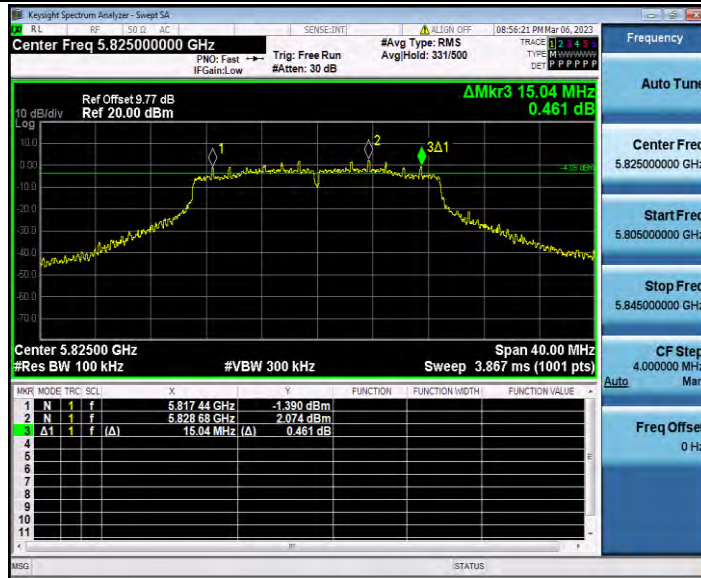
11AC20SISO\_Ant2\_5745



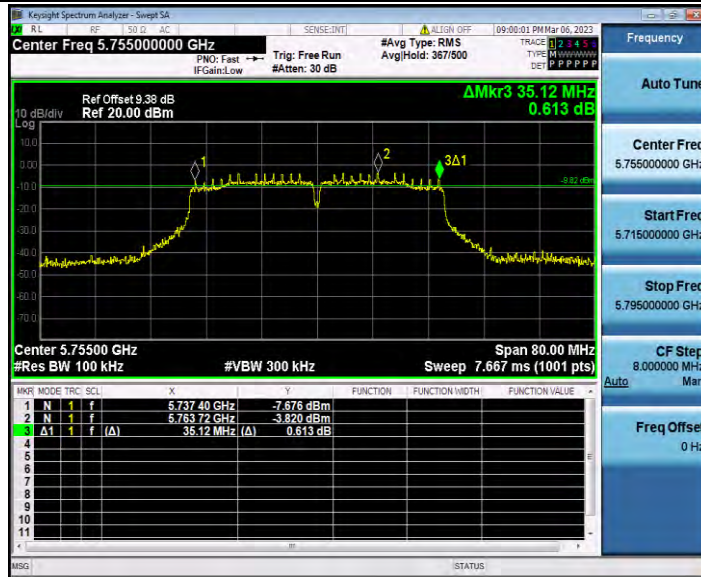
11AC20SISO\_Ant2\_5785



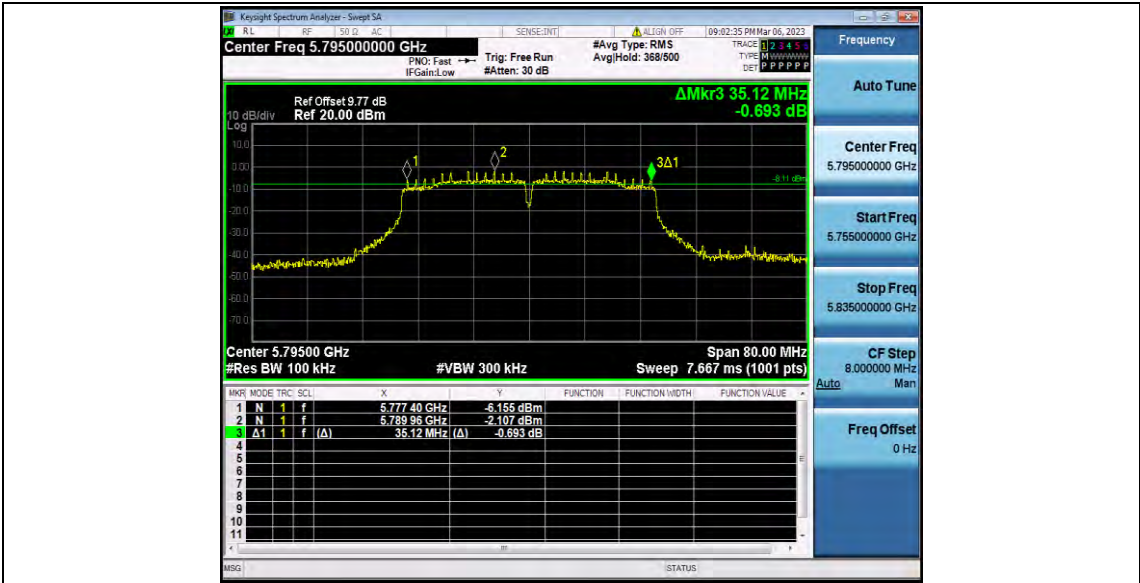
11AC20SISO\_Ant2\_5825



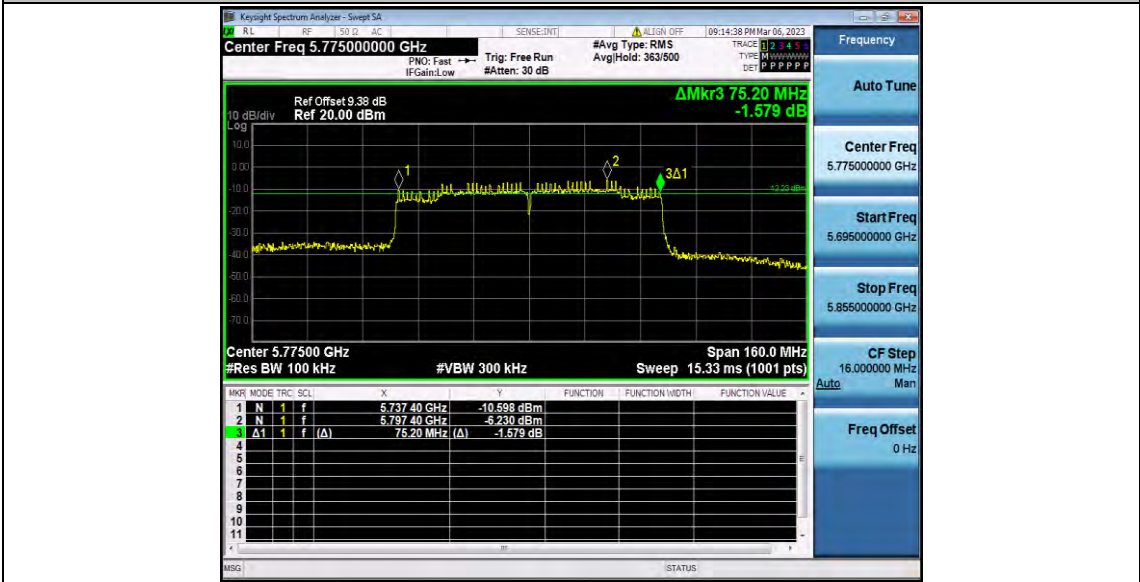
11AC40SISO\_Ant2\_5755



11AC40SISO\_Ant2\_5795



11AC80SISO\_Ant2\_5775





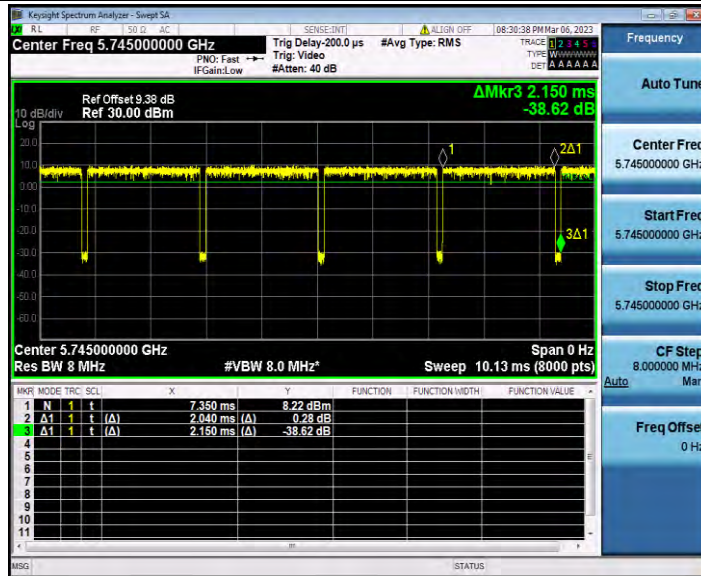
## Appendix E.3: Duty Cycle

### Test Result

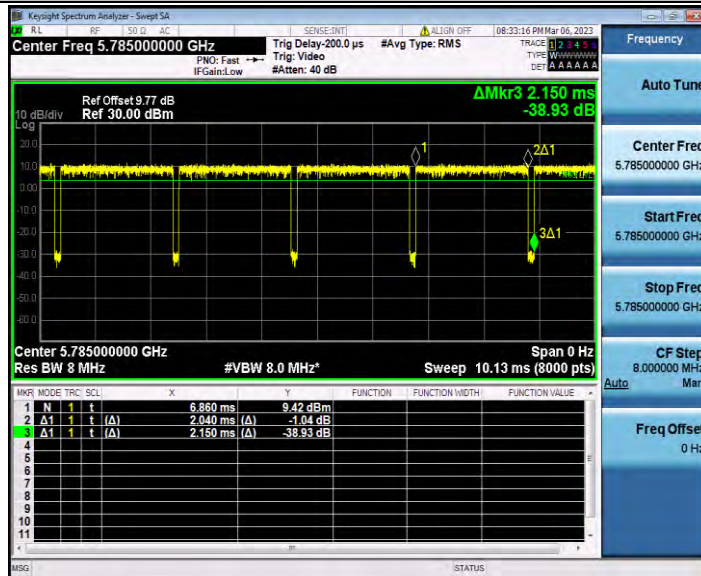
TestMode	Antenna	Frequency[MHz]	Transmission Duration [ms]	Transmission Period [ms]	Duty Cycle [%]
11A	Ant2	5745	2.04	2.15	94.88
		5785	2.04	2.15	94.88
		5825	2.05	2.16	94.91
11N20SISO	Ant2	5745	1.91	1.99	95.98
		5785	1.90	1.99	95.48
		5825	1.91	1.99	95.98
11N40SISO	Ant2	5755	0.94	1.11	84.68
		5795	0.93	1.10	84.55
11AC20SISO	Ant2	5745	1.91	2.00	95.50
		5785	1.92	2.00	96.00
		5825	1.91	2.00	95.50
11AC40SISO	Ant2	5755	0.95	1.12	84.82
		5795	0.95	1.12	84.82
11AC80SISO	Ant2	5775	0.46	0.54	85.19

# Test Graphs

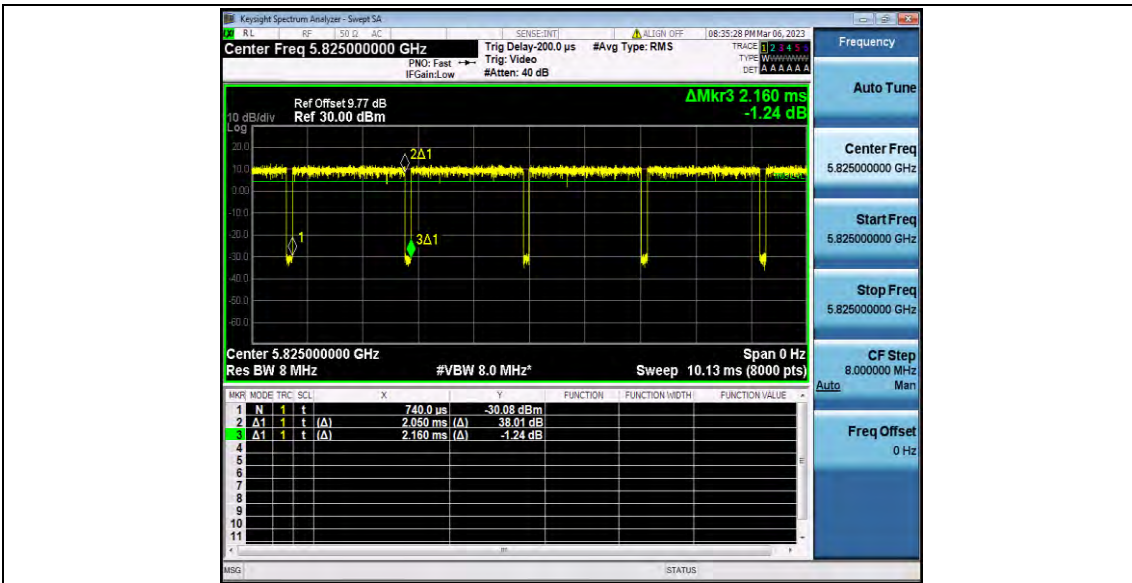
11A\_Ant2\_5745



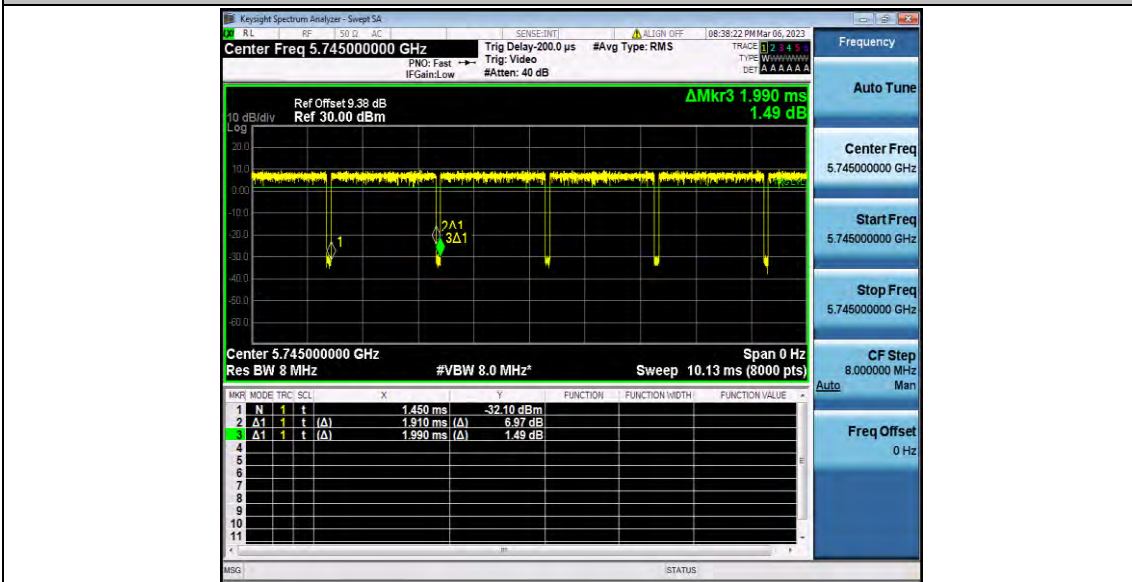
11A\_Ant2\_5785



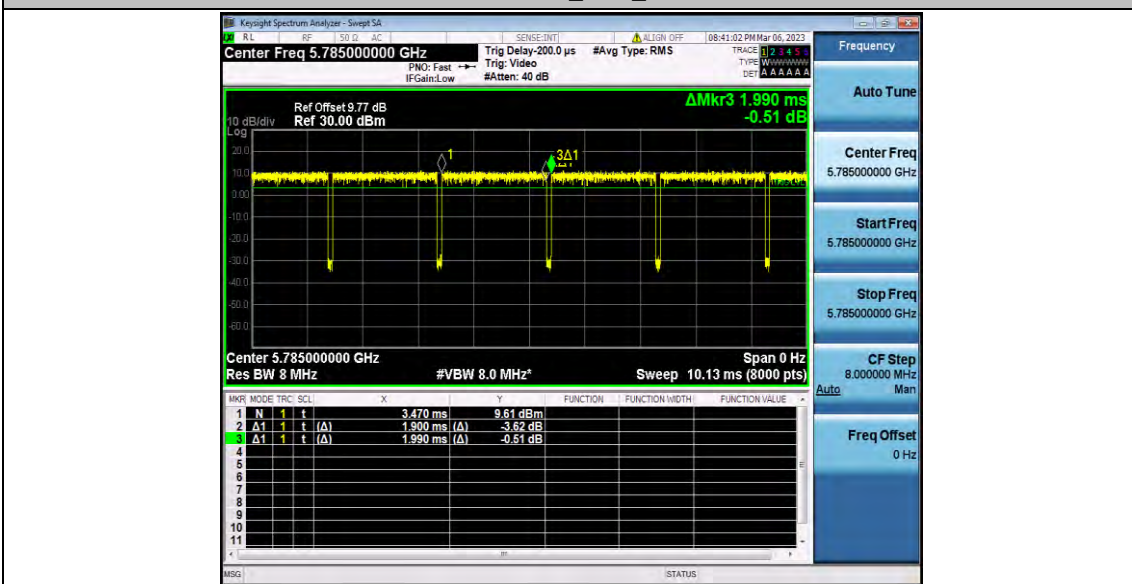
11A\_Ant2\_5825



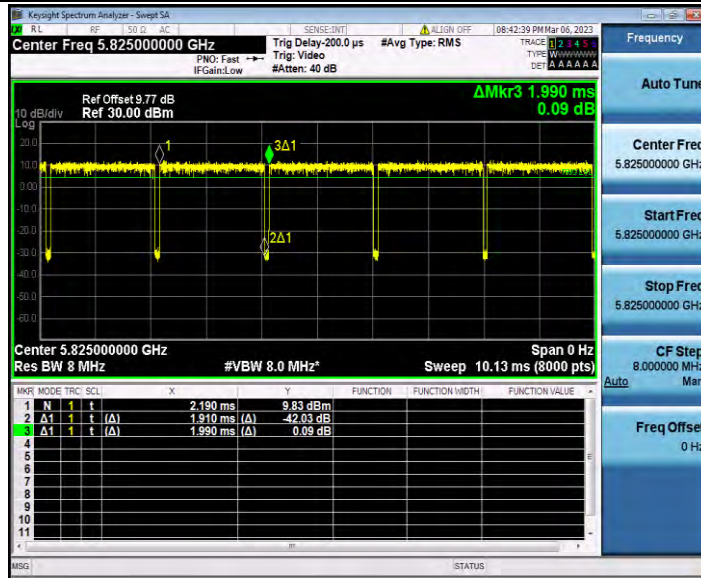
11N20SISO\_Ant2\_5745



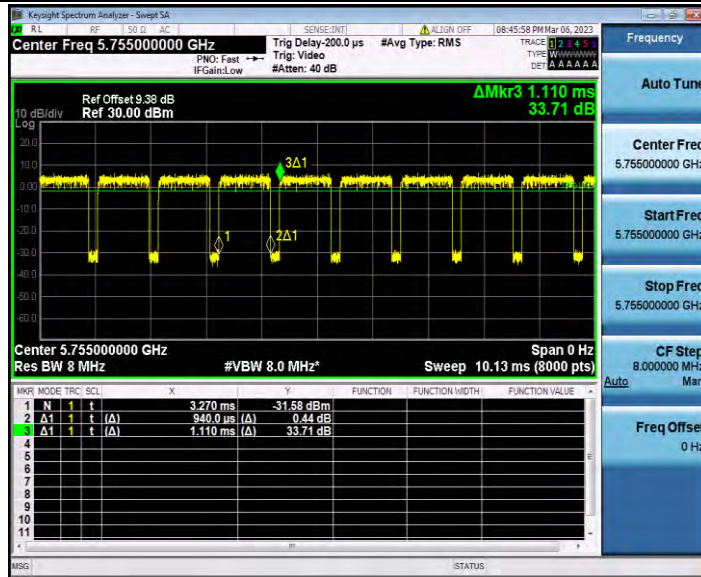
11N20SISO\_Ant2\_5785



11N20SISO\_Ant2\_5825

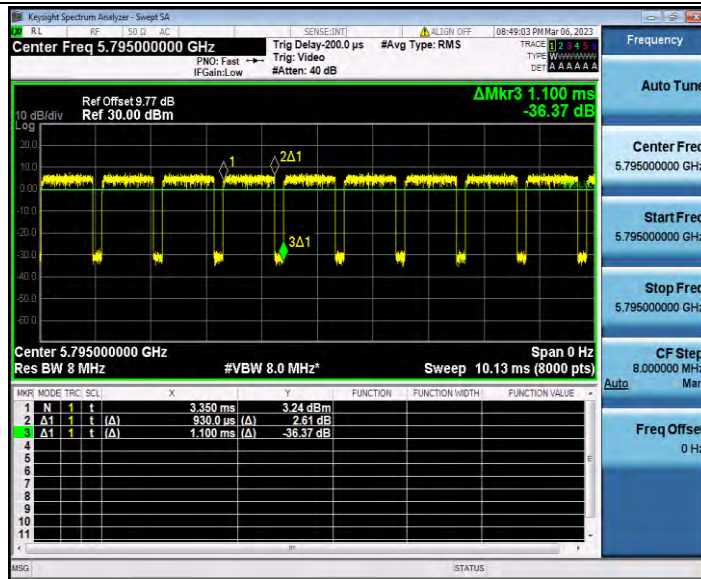


11N40SISO\_Ant2\_5755

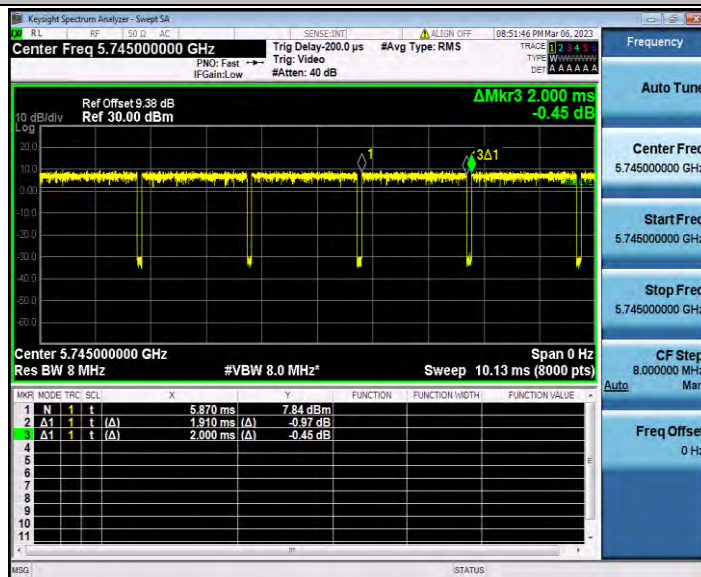


11N40SISO\_Ant2\_5795

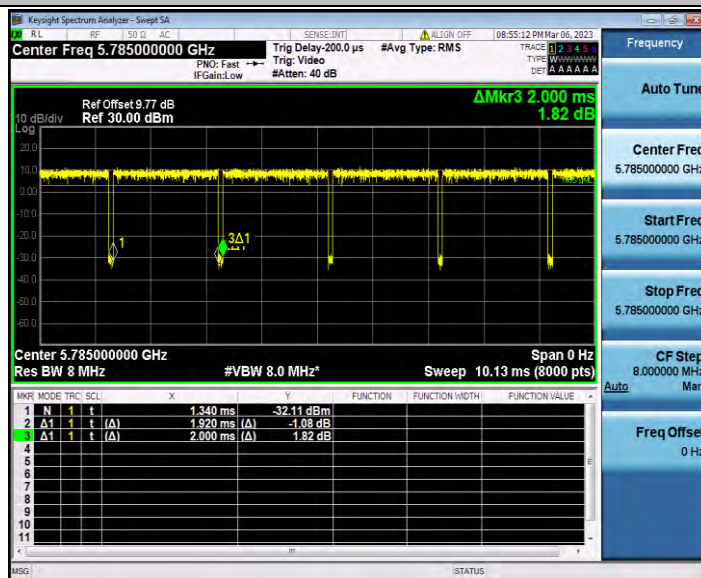




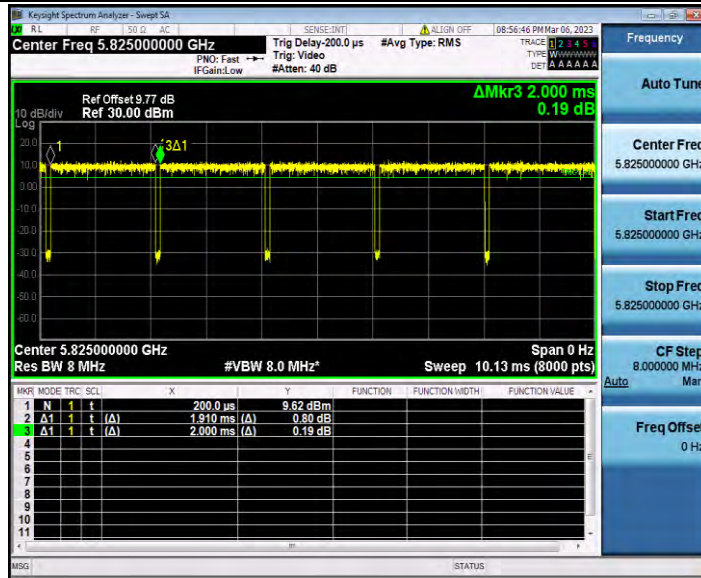
11AC20SISO\_Ant2\_5745



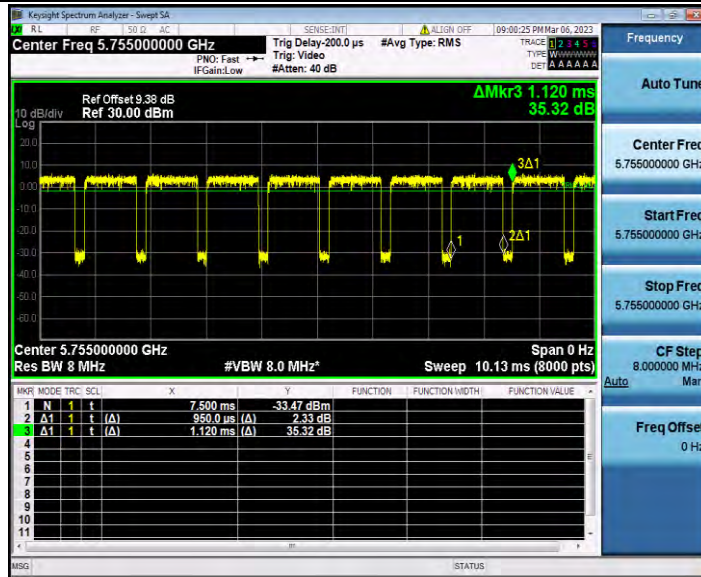
11AC20SISO\_Ant2\_5785



11AC20SISO\_Ant2\_5825

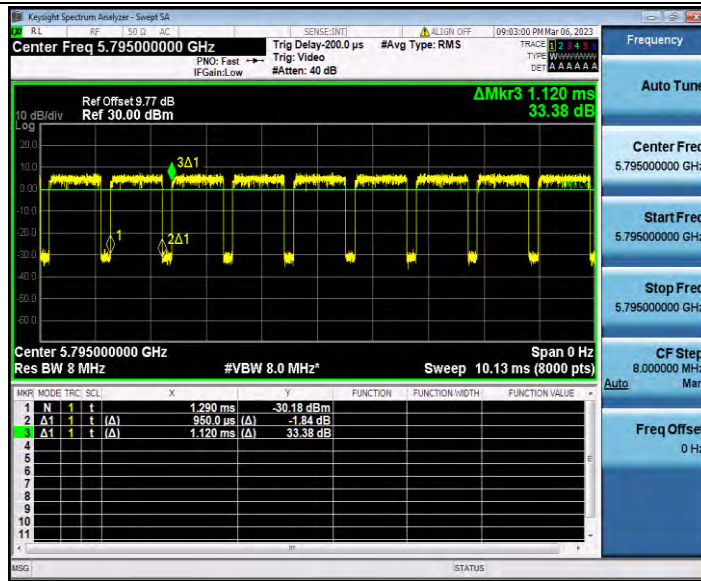


11AC40SISO\_Ant2\_5755

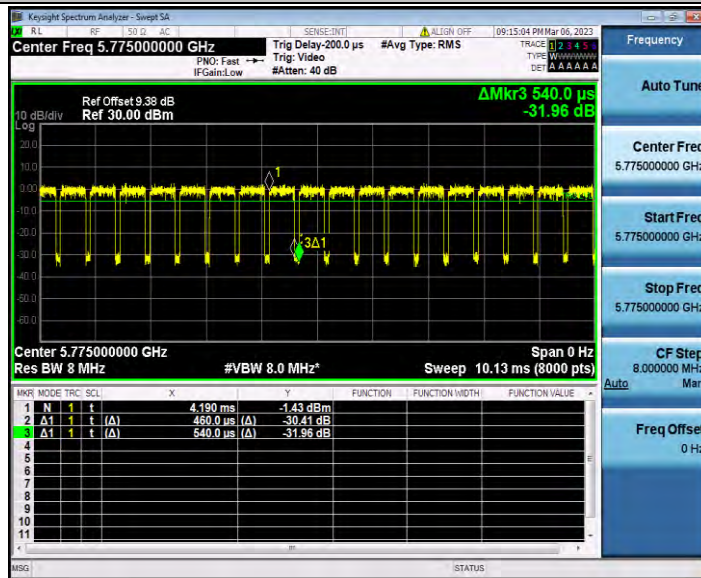


11AC40SISO\_Ant2\_5795





11AC80SISO\_Ant2\_5775



## Appendix E.4: Maximum conducted output power

### Test Result Channel Power

Test Mode	Antenna	Frequency[ MHz]	Channel Powert [dBm]	Duty Cycle [%]	DC Factor [dBm]	Result [dBm]	Limit [dBm]	Verdict
11A	Ant2	5745	9.77	94.88	0.23	10.00	≤30.00	PASS
		5785	10.99	94.88	0.23	11.22	≤30.00	PASS
		5825	11.85	94.91	0.23	12.08	≤30.00	PASS
11N20SISO	Ant2	5745	9.49	95.98	0.18	9.67	≤30.00	PASS
		5785	11.14	95.48	0.20	11.34	≤30.00	PASS
		5825	11.89	95.98	0.18	12.07	≤30.00	PASS
11N40SISO	Ant2	5755	9.02	84.68	0.72	9.74	≤30.00	PASS
		5795	10.38	84.55	0.73	11.11	≤30.00	PASS
11AC20SIS O	Ant2	5745	9.44	95.50	0.20	9.64	≤30.00	PASS
		5785	11.00	96.00	0.18	11.18	≤30.00	PASS
		5825	11.77	95.50	0.20	11.97	≤30.00	PASS
11AC40SIS O	Ant2	5755	8.93	84.82	0.72	9.65	≤30.00	PASS
		5795	10.23	84.82	0.72	10.95	≤30.00	PASS
11AC80SIS O	Ant2	5775	8.22	85.19	0.70	8.92	≤30.00	PASS

Note: The Duty Cycle Factor is compensated in the graph.

## Appendix E.5: Maximum power spectral density

### Test Result

TestMode	Antenna	Frequency[MHz]	Result [dBm/MHz]	Limit[dBm/MHz]	Verdict
11A	Ant2	5745	-3.18	≤30.00	PASS
		5785	-2.31	≤30.00	PASS
		5825	-1.32	≤30.00	PASS
11N20SISO	Ant2	5745	-4.21	≤30.00	PASS
		5785	-2.35	≤30.00	PASS
		5825	-1.57	≤30.00	PASS
11N40SISO	Ant2	5755	-6.87	≤30.00	PASS
		5795	-5.56	≤30.00	PASS
11AC20SISO	Ant2	5745	-4.24	≤30.00	PASS
		5785	-2.57	≤30.00	PASS
		5825	-1.66	≤30.00	PASS
11AC40SISO	Ant2	5755	-6.85	≤30.00	PASS
		5795	-5.63	≤30.00	PASS
11AC80SISO	Ant2	5775	-10.29	≤30.00	PASS

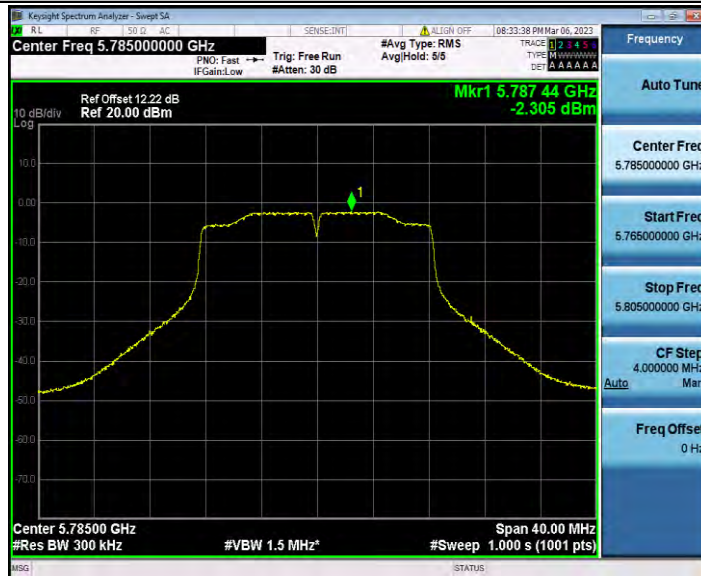
Note: 1.The Result and Limit Unit is dBm/500 kHz in the band 5.725–5.85 GHz.  
2.The Duty Cycle Factor and RBW Factor is compensated in the graph.

# Test Graphs

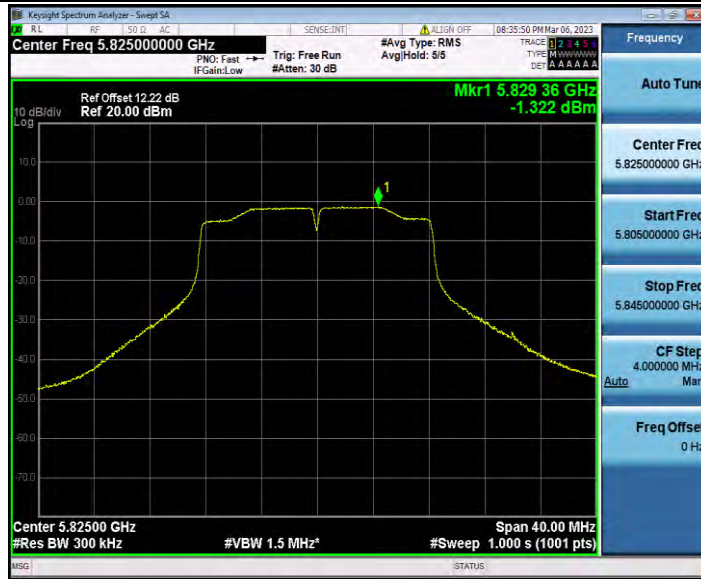
11A\_Ant2\_5745



11A\_Ant2\_5785



11A\_Ant2\_5825



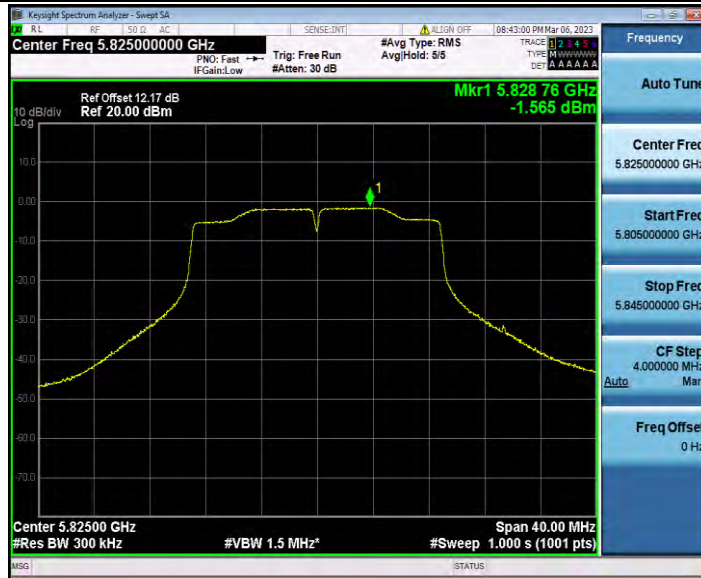
11N20SISO\_Ant2\_5745



11N20SISO\_Ant2\_5785



11N20SISO\_Ant2\_5825



11N40SISO\_Ant2\_5755



11N40SISO\_Ant2\_5795





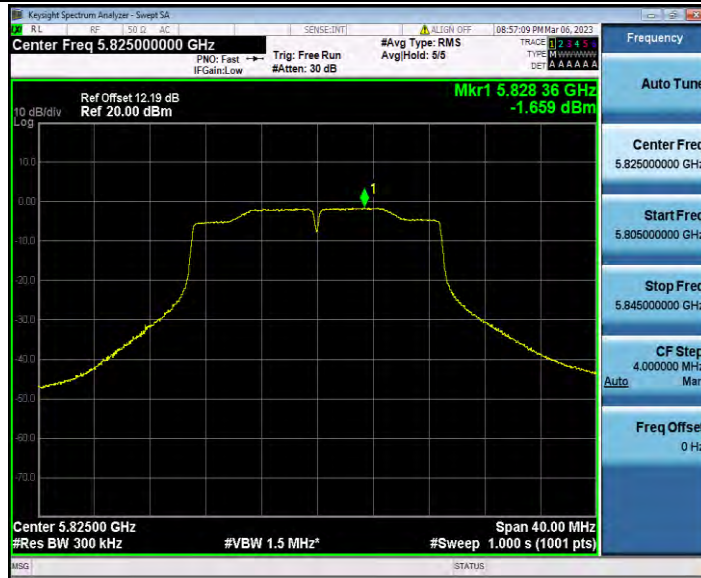
11AC20SISO\_Ant2\_5745



11AC20SISO\_Ant2\_5785



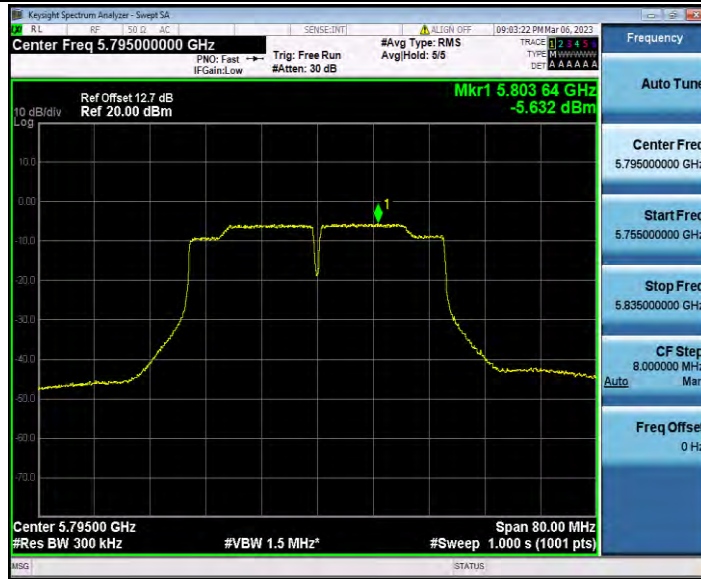
11AC20SISO\_Ant2\_5825



11AC40SISO\_Ant2\_5755



11AC40SISO\_Ant2\_5795



11AC80SISO\_Ant2\_5775



## Appendix E.6: Band edge measurements

### Test Result B4

TestMode	Antenna	ChName	Frequency[MHz]	FreqRange [MHz]	Result [dBm]	Limit [dBm]	Verdict
11A	Ant2	Low	5745	5650~5700	-38.2	≤-0.49	PASS
				5700~5720	-37.61	≤14.79	PASS
				5720~5725	-36.02	≤26.30	PASS
				5760~5650	-39.11	≤-27	PASS
		High	5825	5850~5855	-34.02	≤16.10	PASS
				5855~5875	-35.23	≤10.78	PASS
				5875~5925	-38.07	≤-14.37	PASS
				5925~5935	-38.66	≤-27	PASS
11N20SI SO	Ant2	Low	5745	5650~5700	-38.68	≤7.17	PASS
				5700~5720	-37.44	≤14.53	PASS
				5720~5725	-34.59	≤22.11	PASS
				5760~5650	-40.33	≤-27	PASS
		High	5825	5850~5855	-32.52	≤15.79	PASS
				5855~5875	-36.06	≤10.14	PASS
				5875~5925	-36.93	≤-19.36	PASS
				5925~5935	-38.74	≤-27	PASS
11N40SI SO	Ant2	Low	5755	5650~5700	-35.59	≤3.97	PASS
				5700~5720	-33.82	≤13.61	PASS
				5720~5725	-32.52	≤17.58	PASS
				5780~5650	-39.32	≤-27	PASS
		High	5795	5850~5855	-36.03	≤15.66	PASS
				5855~5875	-37.24	≤13.37	PASS
				5875~5925	-37.97	≤-25.09	PASS
				5925~5935	-38.03	≤-27	PASS
11AC20S ISO	Ant2	Low	5745	5650~5700	-38.19	≤8.79	PASS
				5700~5720	-37.55	≤13.79	PASS
				5720~5725	-35.82	≤20.54	PASS
				5760~5650	-40.12	≤-27	PASS
		High	5825	5850~5855	-31.7	≤24.41	PASS
				5855~5875	-34.71	≤10.17	PASS
				5875~5925	-36.84	≤-24.96	PASS
				5925~5935	-38.98	≤-27	PASS
11AC40S ISO	Ant2	Low	5755	5650~5700	-34.87	≤4.17	PASS
				5700~5720	-32.7	≤15.54	PASS
				5720~5725	-33.62	≤26.20	PASS
				5780~5650	-40.47	≤-27	PASS

		High	5795	5850~5855	-37.09	$\leq 17.54$	PASS
				5855~5875	-36.8	$\leq 10.82$	PASS
				5875~5925	-37.85	$\leq -16.67$	PASS
				5925~5935	-38.47	$\leq -27$	PASS
11AC80S ISO	Ant2	Low	5775	5650~5700	-26.32	$\leq 5.20$	PASS
				5700~5720	-23.38	$\leq 13.70$	PASS
				5720~5725	-23.78	$\leq 25.19$	PASS
				5800~5650	-32.65	$\leq -27$	PASS
		High	5775	5850~5855	-33.84	$\leq 17.06$	PASS
				5855~5875	-33.45	$\leq 10.95$	PASS
				5875~5925	-37.09	$\leq -24.35$	PASS
				5925~5935	-39.57	$\leq -27$	PASS

# Test Graphs B4

11A\_Ant2\_Low\_5745



11A\_Ant2\_High\_5825



11N20SISO\_Ant2\_Low\_5745





11N20SISO\_Ant2\_High\_5825



11N40SISO\_Ant2\_Low\_5755



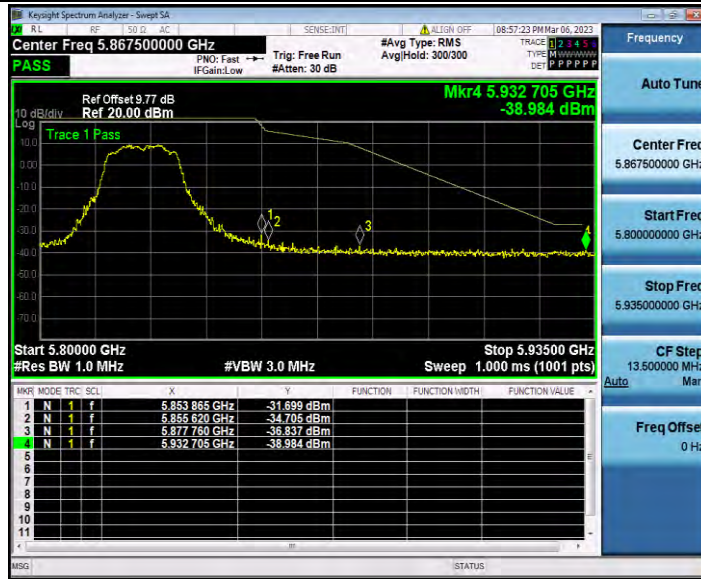
11N40SISO\_Ant2\_High\_5795



11AC20SISO\_Ant2\_Low\_5745



11AC20SISO\_Ant2\_High\_5825



11AC40SISO\_Ant2\_Low\_5755



11AC40SISO\_Ant2\_High\_5795





11AC80SISO\_Ant2\_Low\_5775



11AC80SISO\_Ant2\_High\_5775



## Appendix E.7: Conducted Spurious Emission

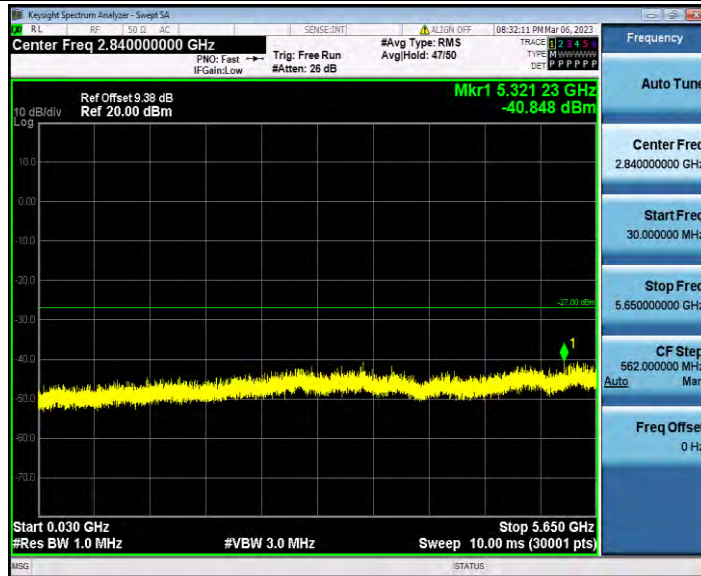
### Test Result

TestMode	Antenna	Frequency[MHz]	FreqRange [MHz]	Max. Fre [MHz]	Max. Level [dBm]	Limit [dBm]	Verdict
11A	Ant2	5745	30~5650	5321.23	-40.85	≤-27	PASS
			5925~40000	24949.4	-32.47	≤-27	PASS
		5785	30~5650	5429.88	-40.16	≤-27	PASS
			5925~40000	25605.54	-32.21	≤-27	PASS
		5825	30~5650	5421.27	-40.84	≤-27	PASS
			5925~40000	24250.42	-31.87	≤-27	PASS
11N20SISO	Ant2	5745	30~5650	5430.26	-40.57	≤-27	PASS
			5925~40000	26876.36	-32.9	≤-27	PASS
		5785	30~5650	5476.9	-39.38	≤-27	PASS
			5925~40000	25129.24	-31.28	≤-27	PASS
		5825	30~5650	2641.61	-40.43	≤-27	PASS
			5925~40000	24187.89	-32.34	≤-27	PASS
11N40SISO	Ant2	5755	30~5650	4788.64	-40.06	≤-27	PASS
			5925~40000	25145.4	-32.84	≤-27	PASS
		5795	30~5650	5383.42	-38.57	≤-27	PASS
			5925~40000	25595	-31.75	≤-27	PASS
11AC20SISO	Ant2	5745	30~5650	5530.29	-40.65	≤-27	PASS
			5925~40000	26556.72	-32.75	≤-27	PASS
		5785	30~5650	5421.08	-39.57	≤-27	PASS
			5925~40000	26050.92	-31.6	≤-27	PASS
		5825	30~5650	4981.03	-39.78	≤-27	PASS
			5925~40000	24206.86	-32.54	≤-27	PASS
11AC40SISO	Ant2	5755	30~5650	4898.23	-40.81	≤-27	PASS
			5925~40000	24235.66	-32.71	≤-27	PASS
		5795	30~5650	5586.31	-40.58	≤-27	PASS
			5925~40000	25069.53	-32.25	≤-27	PASS
11AC80SISO	Ant2	5775	30~5650	5648.31	-36.19	≤-27	PASS
			5925~40000	26501.23	-31.16	≤-27	PASS

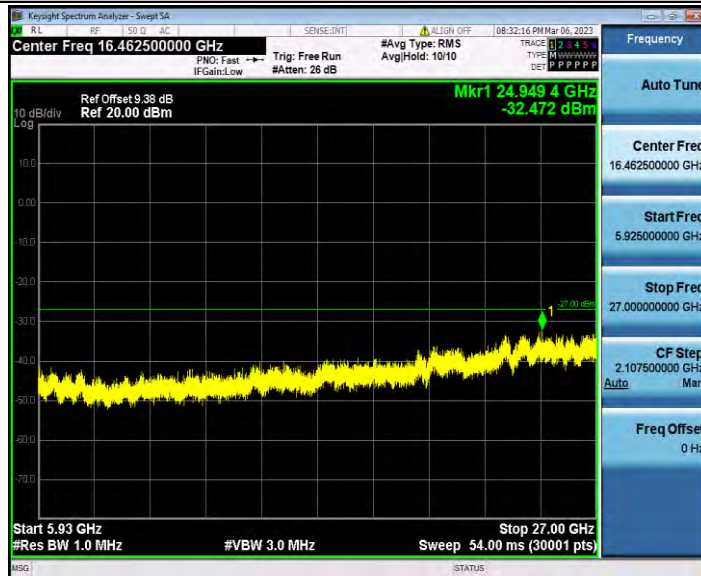


# Test Graphs

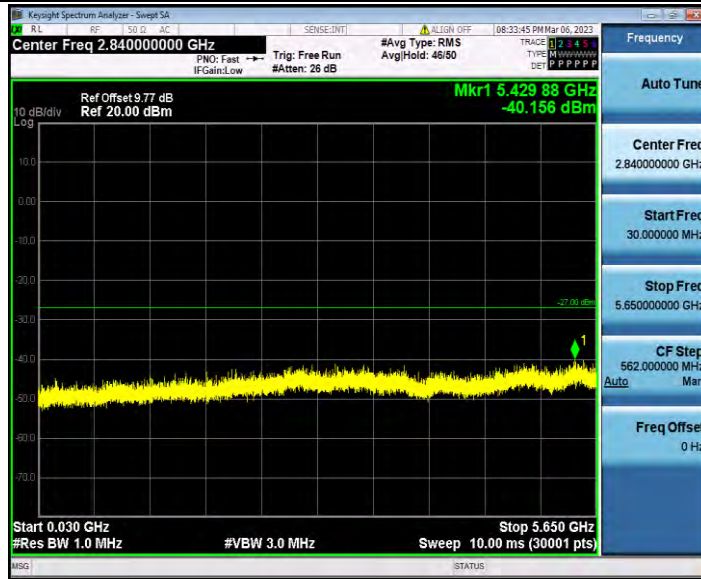
11A\_Ant2\_5745\_30~5650



11A\_Ant2\_5745\_5925~40000



11A\_Ant2\_5785\_30~5650



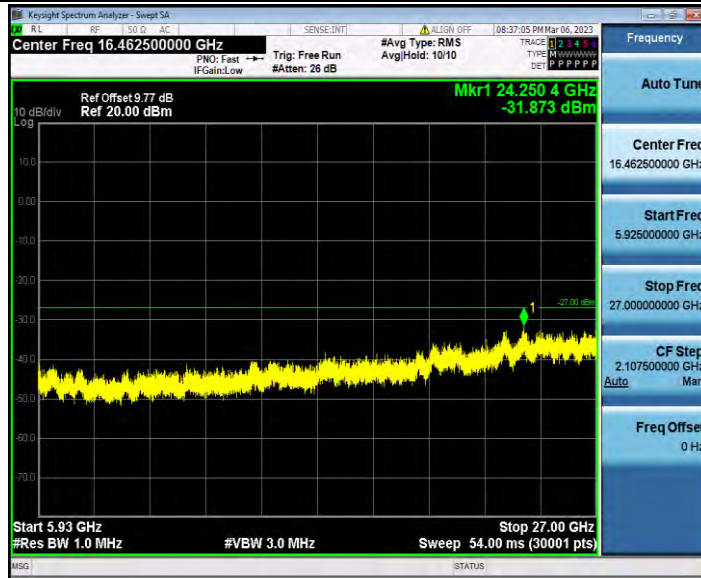
11A\_Ant2\_5785\_5925~40000



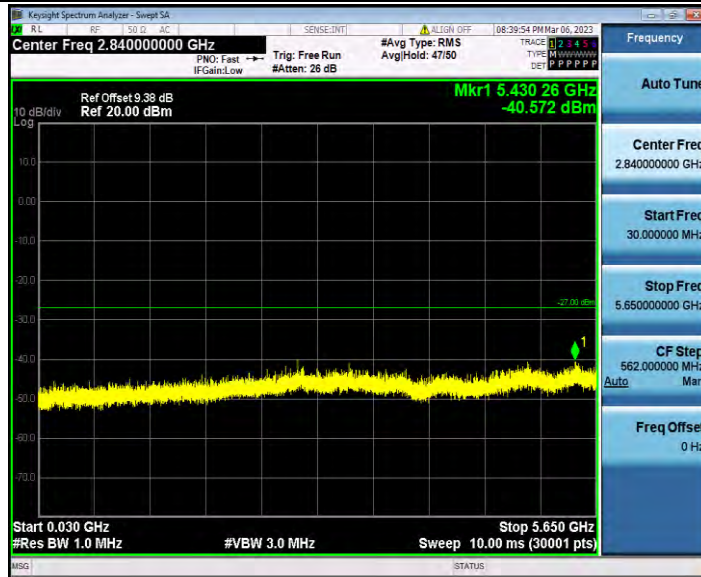
11A\_Ant2\_5825\_30~5650



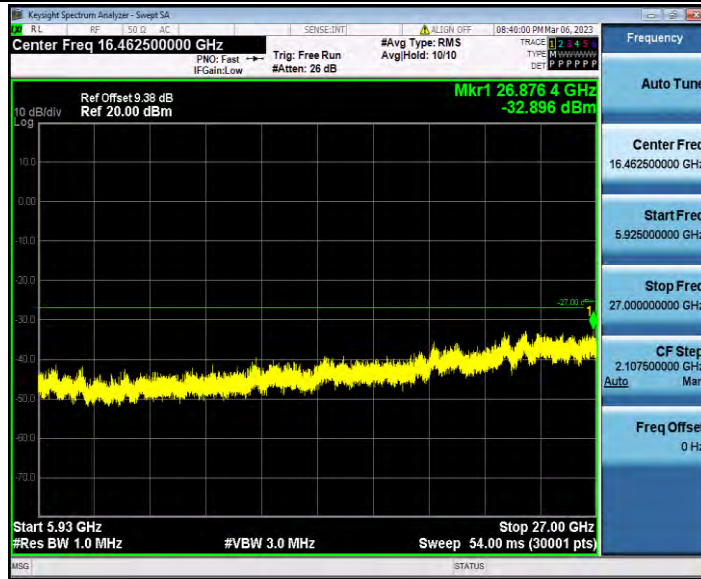
11A\_Ant2\_5825\_5925~40000



11N20SISO\_Ant2\_5745\_30~5650



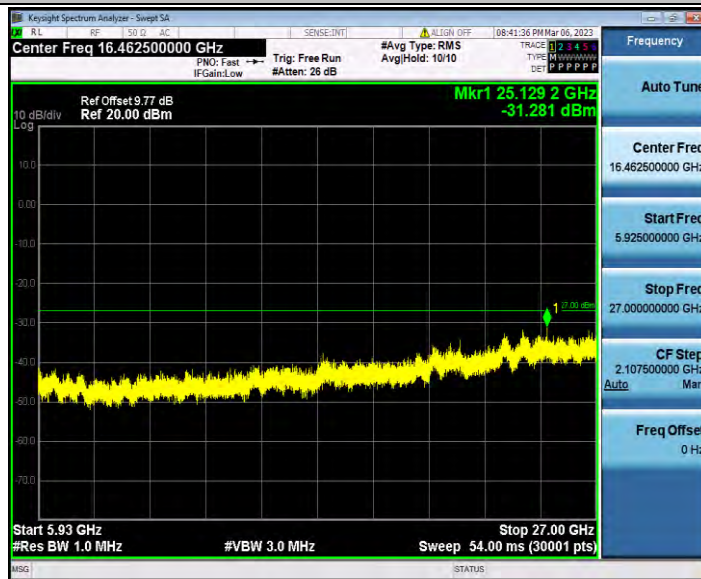
11N20SISO\_Ant2\_5745\_5925~40000



11N20SISO\_Ant2\_5785\_30~5650

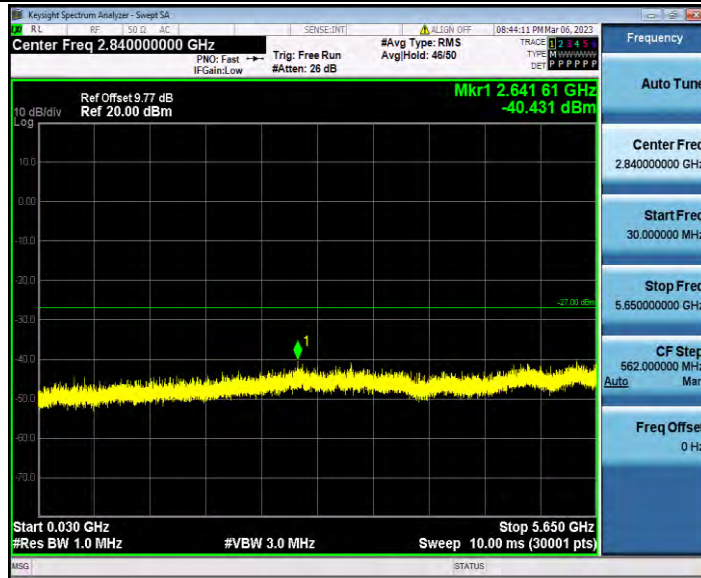


11N20SISO\_Ant2\_5785\_5925~40000

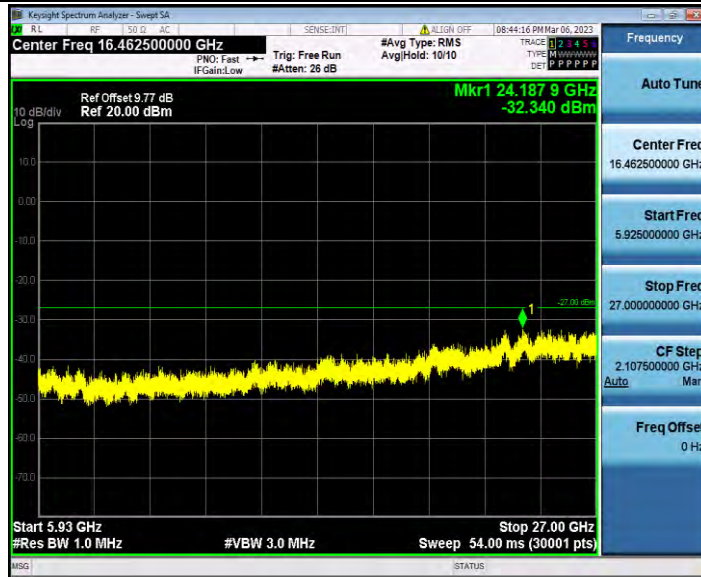




11N20SISO\_Ant2\_5825\_30~5650



11N20SISO\_Ant2\_5825\_5925~40000



11N40SISO\_Ant2\_5755\_30~5650

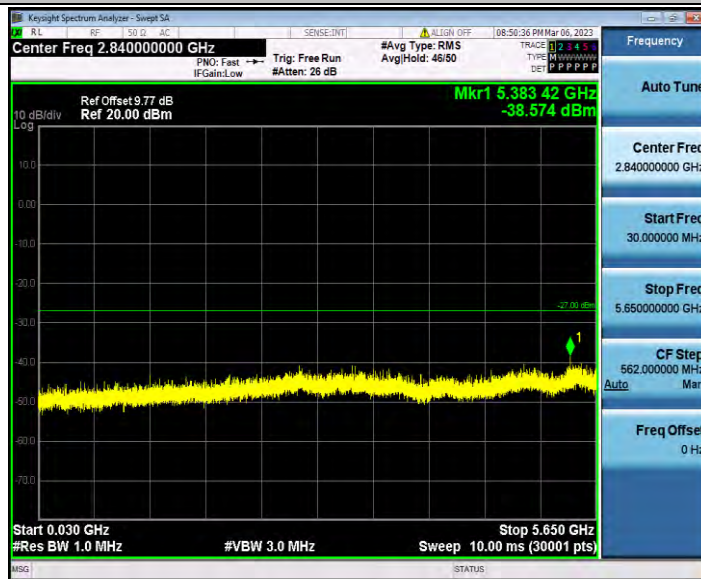




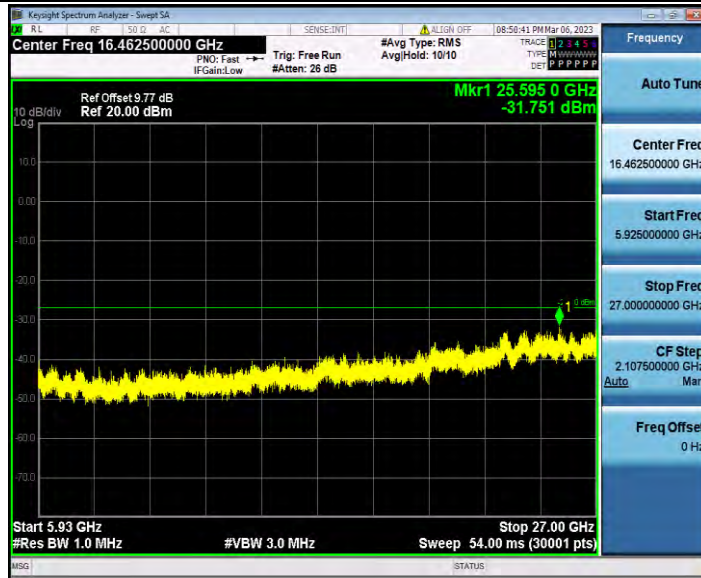
11N40SISO\_Ant2\_5755\_5925~40000



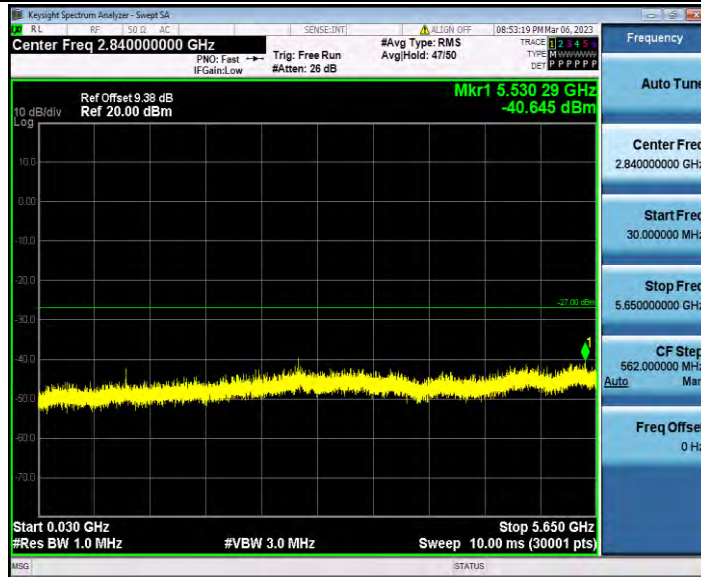
11N40SISO\_Ant2\_5795\_30~5650



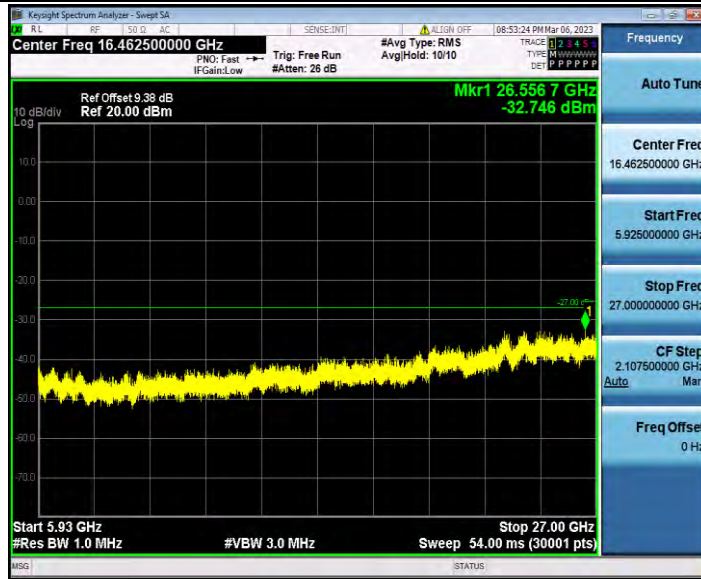
11N40SISO\_Ant2\_5795\_5925~40000



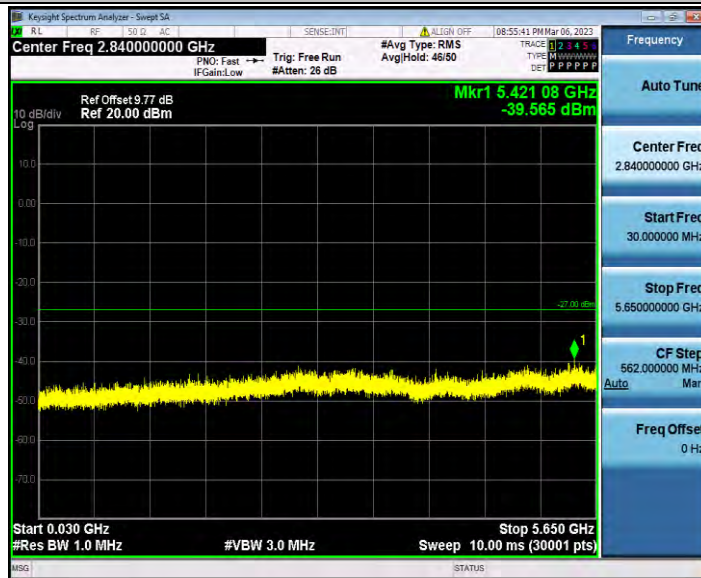
11AC20SISO\_Ant2\_5745\_30~5650



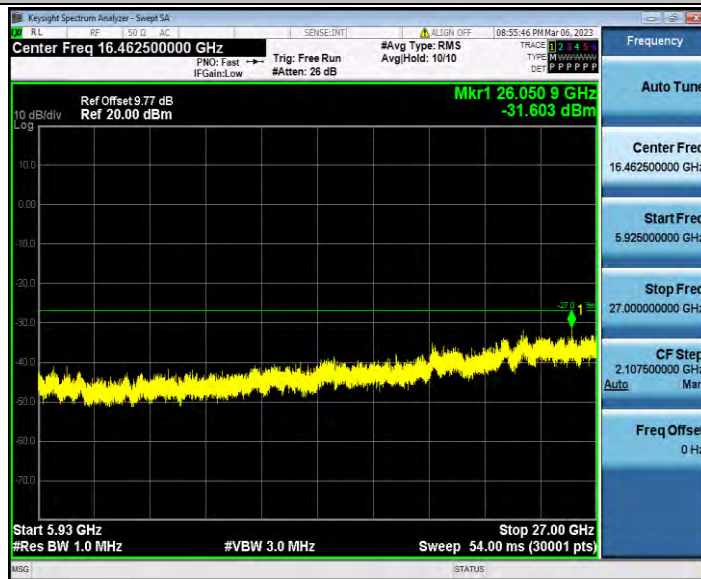
11AC20SISO\_Ant2\_5745\_5925~40000



11AC20SISO\_Ant2\_5785\_30~5650



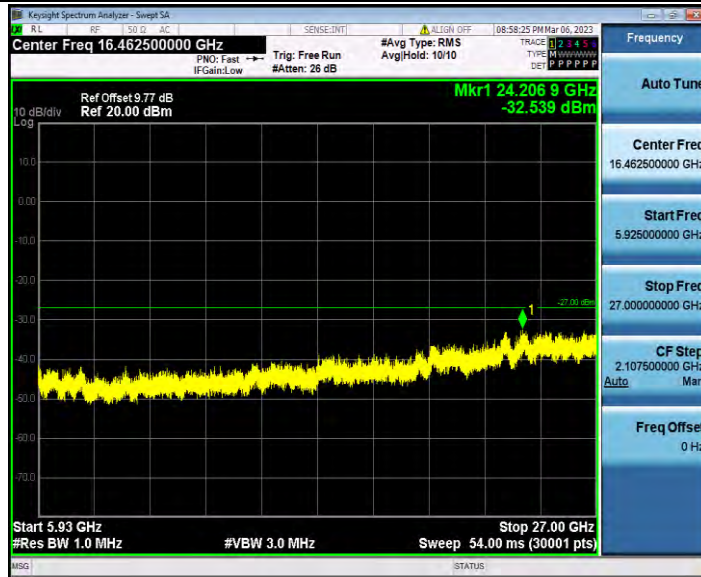
11AC20SISO\_Ant2\_5785\_5925~40000



11AC20SISO\_Ant2\_5825\_30~5650



11AC20SISO\_Ant2\_5825\_5925~40000



11AC40SISO\_Ant2\_5755\_30~5650

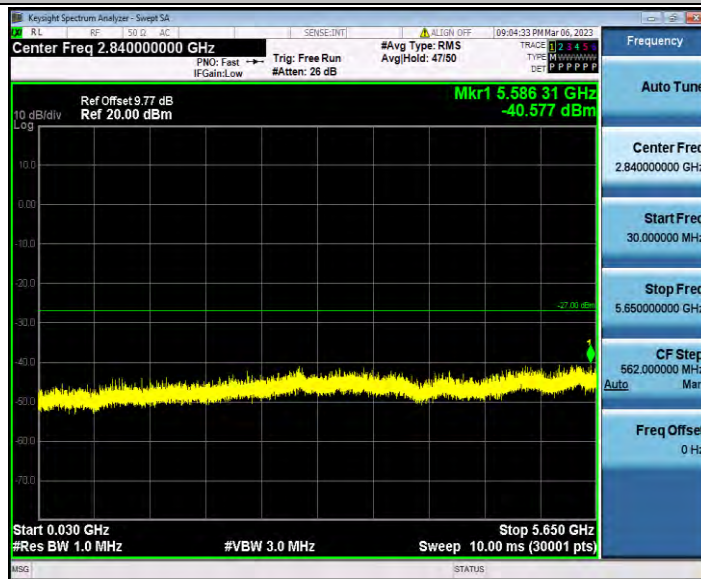




11AC40SISO\_Ant2\_5755\_5925~4000

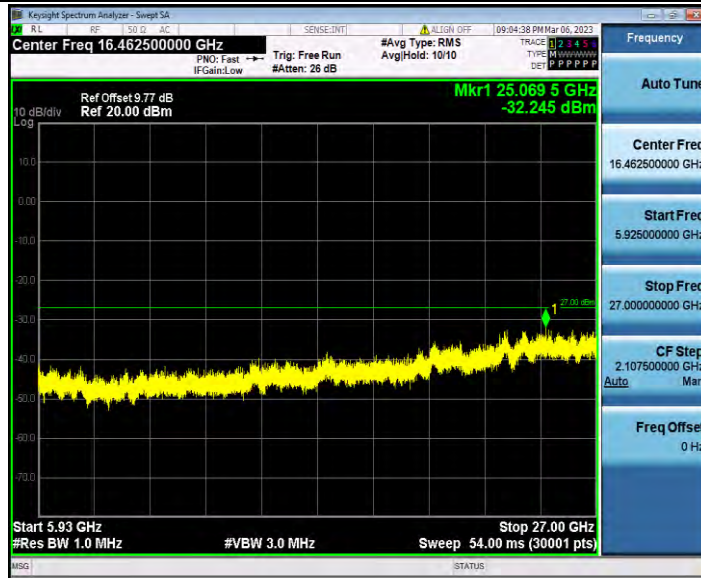


11AC40SISO\_Ant2\_5795\_30~5650

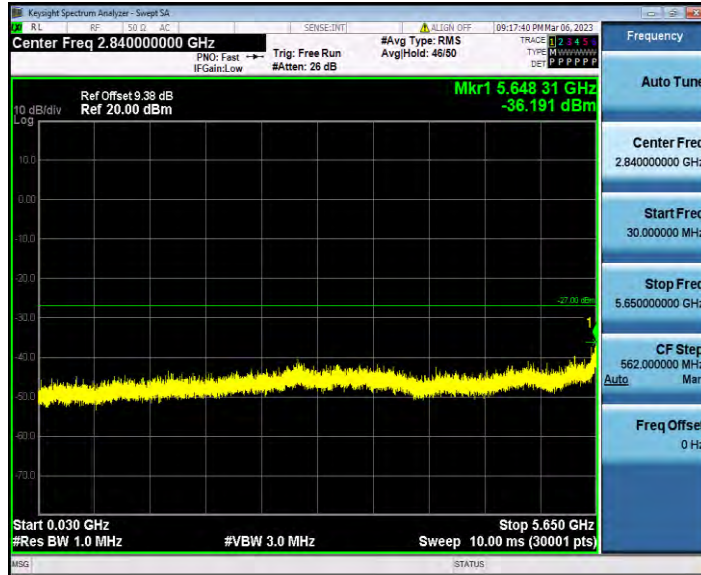




11AC40SISO\_Ant2\_5795\_5925~40000



11AC80SISO\_Ant2\_5775\_30~5650



11AC80SISO\_Ant2\_5775\_5925~40000

