

UVISION Projector X2 User Manual



1. Include

- Projector x 1
- Remote Control x 1
- Power Cord x 1
- HDMI Cable x 1
- Projector Bag x 1

2. Button note


- Power Button



- Power on: Single Click, Power off: Double click
- LED Static: power off is red



- LED Static: power on is blue



3. I/O note



- HDMI x 1
- USB x 2
- AV x 1
- AUX x 1

4. Remote Control note



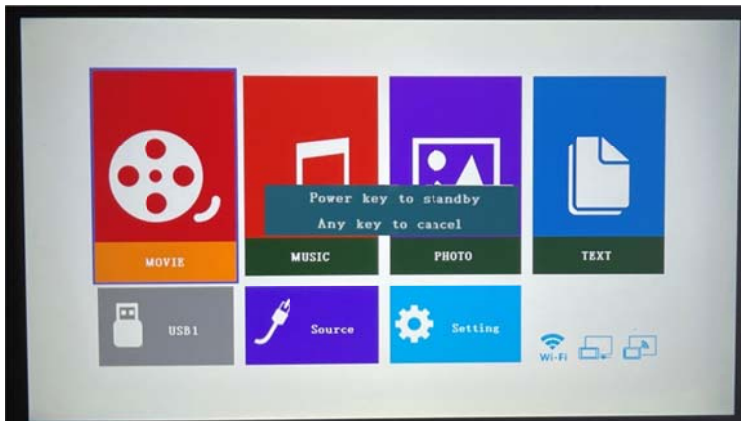
KEY	ICON	功能
1		Power
2		Mute
3		Previous
4		Play / Pause
5		Next
6		Up
7		Down
8		Left
9		Right
10		OK
11		Back
12		Menu
13		Source
14		Volume Down
15		Volume Up

5. How to use

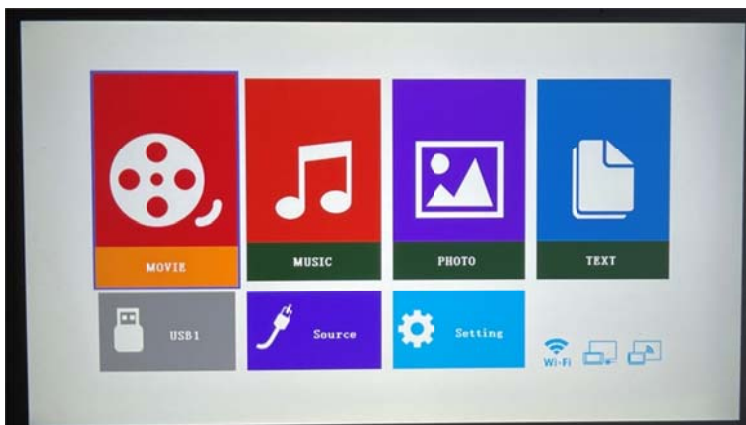
- Plug-in the power



- Power on
 - Use Remote Control or press power key(Single Click)
- Power off
 - Use Remote Control or press power key (Double Click)


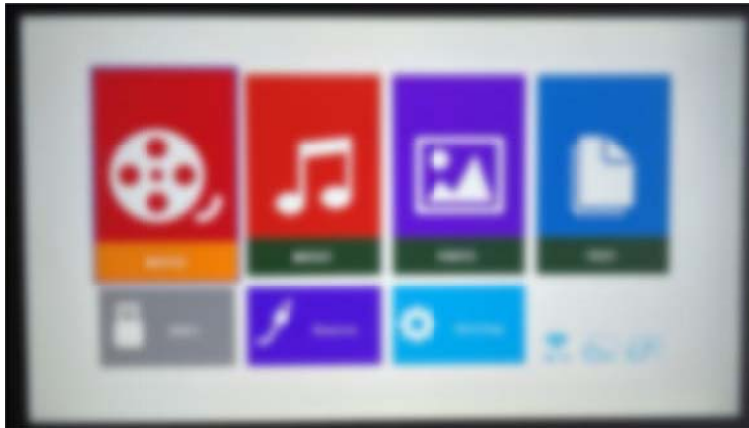


- Default HOME screen



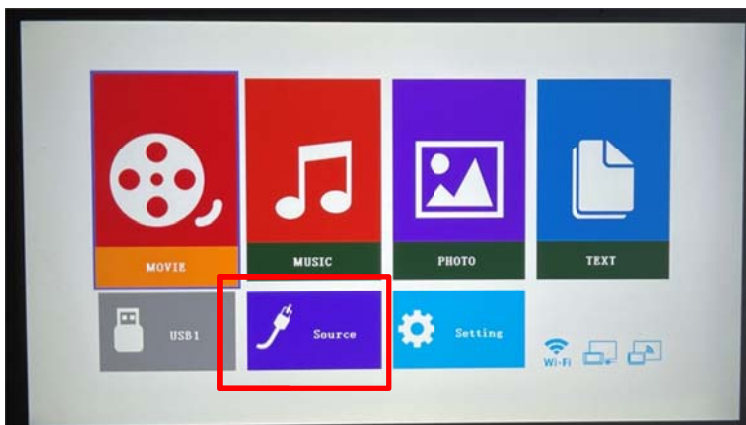
- Adjust Projection Image Focus

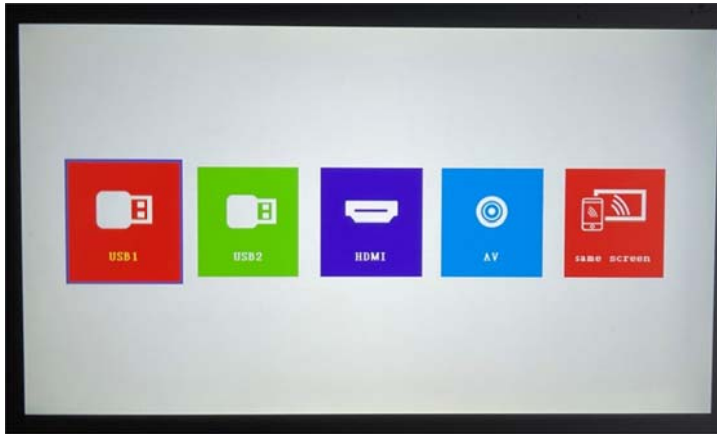
Rotate the focus ring to sharpen the image focus until the blurred image becomes clear.



- Source choosing

Select "source" choose which I/O





- HDMI
Select HDMI, Wait signal input



Signal input



- Same screen

Phone mirroring has IOS Display and Android Display



Press the remote control ok key can change to another



- IOS Display

Open phone wifi, search AP name (LOLLIPOP-XXXXXX)



Select screen mirror, find the name of LOLLIPOP- XXXXXX, and connect it.



- **Android Display**

Find the function of Multi-screen /Wireless Display /Smart View or Miracast in the android phone , find the name of LOLLIPOP- XXXXXX, and connect it.



- **RF exposure warning**

This equipment must be installed and operated in accordance with provided instructions and the antenna(s) used for this transmitter must be installed to provide a separation distance of at least 20 cm from all persons and must not be co-located or operating in conjunction with any other antenna or transmitter. End-users and installers must be provide with antenna installation instructions and transmitter operating conditions for satisfying RF exposure compliance.

- **Information to user.**

The user manual or instruction manual for an intentional or unintentional radiator shall caution the user that

Changes or modifications not expressly approved by the party responsible for compliance could void the user's authority to operate the equipment. In cases where the manual is provided only in a form other than paper, such as on a computer disk or over the Internet, the information required by this section may be included in the manual in that alternative form, provided the user can reasonably be expected to have the capability to access information in that form.