包装图纸

320 mm

80mm

105mm

使用说明书

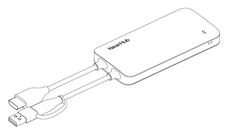

版本: V1

包装清单

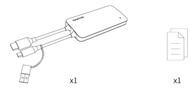

接口说明

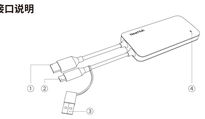

① HDMI 输入，最高支持1080P@60fps分辨率
② Type-C接口，接入PC电脑作供电或进行双向音视频传输
③ Type-A接口，通过Type-C转Type-A，接入PC电脑作供电进行双向音视频传输
④ 蓝色状态指示灯，支持RGB三色灯（可选）

注释：
a. 电脑Type-C口需支持DP功能。否则只作为HDMI输入传输的供电或USB经流用途。
b. HDMI与Type-C DP为二选一输入，HDMI为优先级最高，即当HDMI输入时，为HDMI输入，反之为Type-C DP输入。
c. HDMI传输时，需同时插入Type-C供电。

产品信息	
产品尺寸	225*56*18 mm
产品重量	xx g
HDMI输入	最高支持1080P@60fps分辨率
USB接口	USB Type-C; USB Type-A
工作环境温度	5°C-35°C

安全警告

设备必须由经过培训且具备必要安全知识和技能的专业人员进行安装、维修和维护。在开始使用设备之前，请仔细阅读本指南并确保满足所有适用要求以避免危险和财产损失。

- 切勿将本设备安装在狭窄的空间内，如书柜或壁橱。
- 为保持充分的通风散热，产品周围与其他物品或设备需间隔至少15cm距离。
- 为防止火灾，切勿用报纸、桌布、窗帘等遮住设备的通风口，并且切勿将点燃的蜡烛等明火放在设备上。
- 为防止火灾或触电危险，切勿使本设备接触到水滴或洒到水，并且请勿将盛满液体的花瓶等物体放在设备上。
- 为防止触电严禁用户私自拆开机壳，维修请咨询具备资格的专业人士。
- 只能在技术参数中指定的工作条件下使用产品。

关于电源

- 由于要使用电源插头断开与电源的连接，因此请将本机连接至易于插拔的交流电源插座上。
- ***只发现本机异常，请立即断开电源插头与交流电源插座的连接。
- 如果您打算长期不使用本机，请将本机的电源插头从墙壁插座上拔掉。
- 仅限使用产品搭配的电源适配器和电源线。
- 使用带有保护接地（接地）连接的电源插座
- 如果设备要接地，请正确接地。

警告:

在居住环境中，运行此设备可能会造成无线电干扰。

USER MANUAL

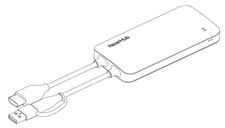

Version: V1

Packing List

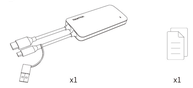

Interface Description

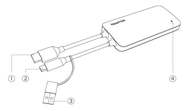

① HDMI IN, HDMI input, up to support 1080P@60fps resolving power
② Type-C interface, connected to a PC for power supply or bidirectional audio and video transmission
③ Type-A interface, converted from Type-C to Type-A, connected to a PC for power supply and bidirectional audio and video transmission
④ Blue status indicator light, supporting RGB three color light (optional)

Explanation:
a. The Type-C port of the computer needs to support DP function, otherwise it will only be used for power supply or USB streaming of HDMI input transmission.
b. HDMI and Type-C DP are either input, with HDMI having the highest priority. When HDMI is inserted, it is the HDMI input, and vice versa, it is the Type-C DP input.
c. During HDMI transmission, Type-C power supply needs to be inserted simultaneously.

Product Information	
Dimension	225*56*18 mm
Weight	xx g
HDMI input	Up to support 1080P@60fps resolving power
USB port	USB Type-C; USB Type-A
Operating Temperature Range	5°C-35°C

Safety Warning

The device must be installed, serviced and maintained by a trained professional with necessary safety knowledge and skills. Before you start using the device, please read through this guide carefully and make sure all applicable requirements are met to avoid danger and loss of property.

- Please read rating label at the bottom of system for power input and other safety information.
- Do not install the appliance in a confined space, such as a bookcase or built-in cabinet.Do not block any ventilation openings. Install in accordance with the manufacturer's instructions.
- In order to maintain sufficient ventilation and heat dissipation, there should be a distance of at least 15cm around the product and other objects or equipment.
- To reduce the risk of fire, do not cover the ventilation opening of the appliance with newspapers, tablecloths, curtains, etc.Do not expose the appliance to naked flame sources (for example, lighted candles).
- To reduce the risk of fire or electric shock, do not expose this appliance to dripping or splashing, and do not place objects filled with liquids, such as vases, on the appliance.
- DO NOT REMOVE COVER or OPEN THE CABINET.
- Dangerous high voltages are present inside the enclosure.No user serviceable parts inside. Leave all servicing to qualified service personnel.
- Use the product only under the conditions of use listed in the specifications.

For customers in the U.S.A.

Regulatory Compliance

This device complies with part 15 of the FCC Rules. Operation is subject to the following two conditions: (1) This device may not cause harmful interference, and (2) this device must accept any interference received, including interference that may cause undesired operation.
Any Changes or modifications not expressly approved by the party responsible for compliance could void the user's authority to operate the equipment.
Note: This equipment has been tested and found to comply with the limits for a Class B digital device, pursuant to part 15 of the FCC Rules. These limits are designed to provide reasonable protection against harmful interference in a residential installation. This equipment generates uses and can radiate radio frequency energy and, if not installed and used in accordance with the instructions, may cause harmful interference to radio communications. However, there is no guarantee that interference will not occur in a particular installation. If this equipment does cause harmful interference to radio or television reception, which can be determined by turning the equipment off and on, the user is encouraged to try to correct the interference by one or more of the following measures:
-Reorient or relocate the receiving antenna.
-Increase the separation between the equipment and receiver.
-Connect the equipment into an outlet on a circuit different from that to which the receiver is connected.
-Consult the dealer or an experienced radio/TV technician for help.

FCC RF Exposure Information and Statement
The SAR limit of USA (FCC) is 1.6 W/kg averaged over one gram of tissue. Device types Nous AI Set(FCC ID: 2BAHR-NT10) has also been tested against this SAR limit. The highest SAR value reported under this standard during product certification for use at the body is 1.337W/kg. This device was tested for typical body-worn operations with the back of the device kept 0mm from the body. To maintain compliance with FCC RF exposure requirements, use accessories that maintain a 0mm separation distance between the user's body and the back of the device. The use of belt clips, holsters and similar accessories should not contain metallic components in its assembly. The use of accessories that do not satisfy these requirements may not comply with FCC RF exposure requirements, and should be avoided.

For customers in the Europe

EU Conformity Statement

This product and - if applicable - the supplied accessories too are marked with "CE" and comply therefore with the applicable harmonized European standards listed under the EMC Directive 2014/30/EU, the LVD Directive 2014/35/EU, the RoHS Directive 2011/65/EU.

Hereby, we declare that the product is compliance with Radio Equipment Directive (RED) 2014/53/EU. The full text of the EU declaration of conformity is available at the internet address as shown on the packing box. This product can be used across EU member states.
The frequency, mode and the maximum transmitted power in EU are listed below:
- 2400-2483.5MHz: < 20 dBm (EIRP)
- 5150-5250MHz: < 23 dBm (EIRP)
- 5250-5350MHz: < 23 dBm (EIRP)
- 5470-5725MHz: < 30 dBm (EIRP)
- 5725-5850MHz: < 33dBm(EIRP)

2012/19/EU (WEEE directive)

Products marked with this symbol cannot be disposed of as unsorted municipal waste in the European Union. For proper recycling, return this product to your local supplier upon the purchase of equivalent new equipment, or dispose of it at designated collection points. For more information see: www.recycleths.info

Battery Directive-2013/56/EC

Battery in the product complies with the European Battery Directive 2013/56/EC. For proper recycling, return the battery to your supplier or to a designated collection point.

The device is restricted to indoor use only when operating in the 5150 to 5350MHz frequency range. (for 5G product only)

技术要求：
料号：
文件名：NT10_中英文说明书_V1
成品尺寸： 80*105mm;
材质：80g书写纸，黑色正反面印刷， 风琴折
特别说明：

AUDITORYWORKS 蛙声科技

宁波蛙声科技有限公司
NINGBO AUDITORYWORKS CO., LTD.

TITLE(名称) NT10_中英文说明书_V1	UNITS: MM 单位：毫米	COLOR: 颜色：黑色	DRAW: 制图： 崔俊丽
MATERIAL NO(物料编码)	MODEL: 产品型号： NT10	K	CHKD: 审核： 姓名
SCALE: 比例： 1：1			APPD: 审批： 姓名
REV.(版本)：	V1	SHEET(页数)：	1 OF 1
DESCRIPTION(描述)：	发行文件	DATE(日期)：	2023/08/19