

# 1. Photographs of Conducted Emissions Test Configuration

Adapter + Charge  
Pad Mode

Front view



Rear view



Under table view




## 2. Photographs of Radiated Emissions Test Configuration


For radiated emissions 9kHz~30MHz

Adapter + Charge  
Pad Mode

Front view




Rear view




Wireless Charger  
Mode

Front view




Rear view




For radiated emissions 30MHz~1GHz

Adapter + Charge  
Pad Mode

Front view




Rear view




Wireless Charger  
Mode

Front view



Rear view



————THE END————