

Antenna
Test Report

BT3L Antenna test report

Version 1.0.0

Date: 2020-05-12

NO: 000000001

Powered by



Intelligence
Inside

Product Name:	BT3L
Antenna Type:	PCB antenna
Writer:	Yinhua Zhang
Maximum	Gain: 2.5dBi
	Efficiency:62.86%

Content

1. General Description	3
2. Technical Information	3
3. Test Standards	3
4. Test Item.....	4
5. Test Photo.....	4
Appendix A Antenna Dimension.....	5
Appendix B S11/VSWR	5
Appendix C Gain and Efficiency	6
Appendix D Radiation Pattern(1D and 3D).....	7
Appendix E Test Setup Photo	9

1. General Description

EUT Name	BT3L Antenna
Wireless type	Bluetooth
Antenna Type	PCB antenna
Dimensions	Appendix A

2. Technical Information

Frequency Range	2402MHz~2480MHz
Test Frequency	2400,2410.....2500MHz

3. Test Standards

Identity	Document Title
IEEE 149-1979	IEEE Standard Test Procedures for Antennas

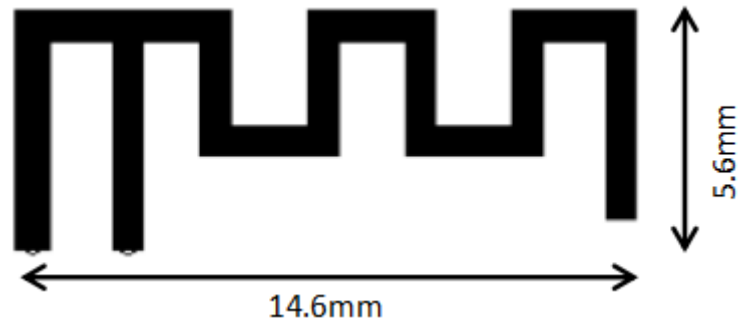
4. Test Item

Report Section	Description
Appendix B	S11/VSWR
Appendix C	Gain and Efficiency
Appendix D	Radiation Pattern (1D and 3D)

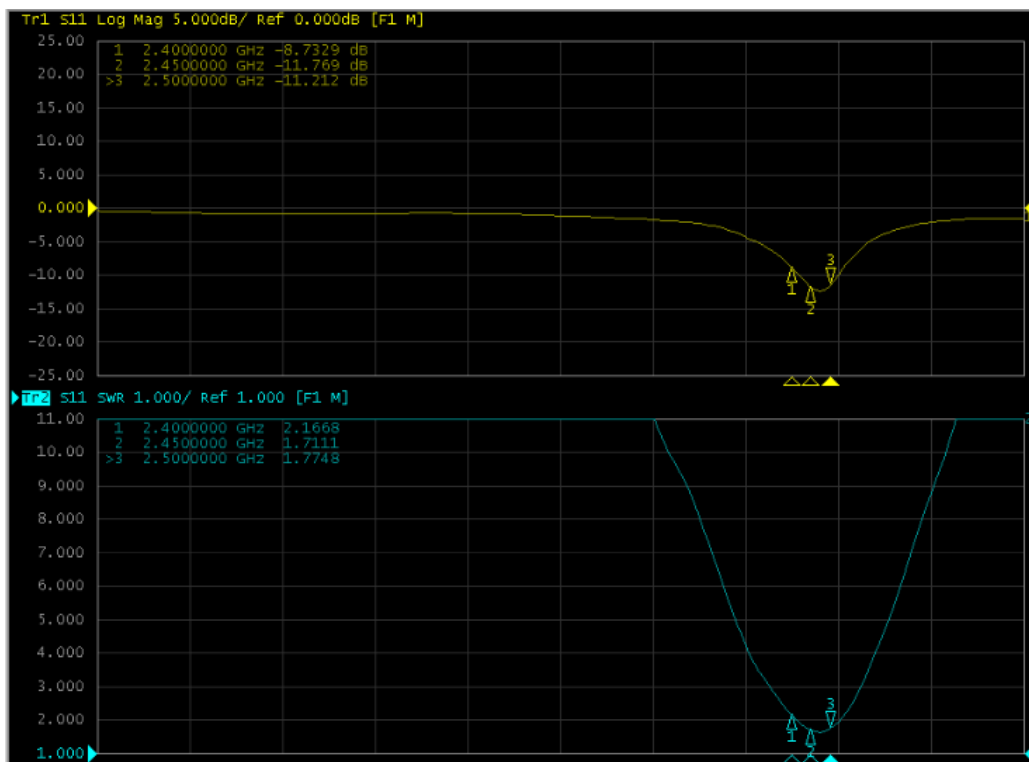
5. Test Photo

Report Section	Description
Appendix E	Test Setup Photo

Appendix A Antenna Dimension



Appendix B S11/VSWR



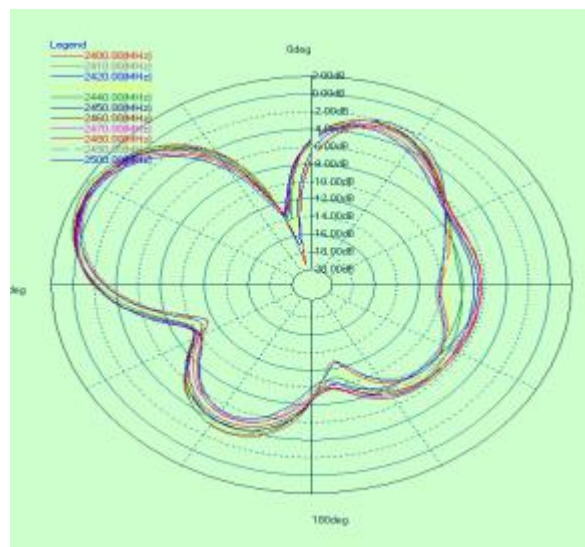
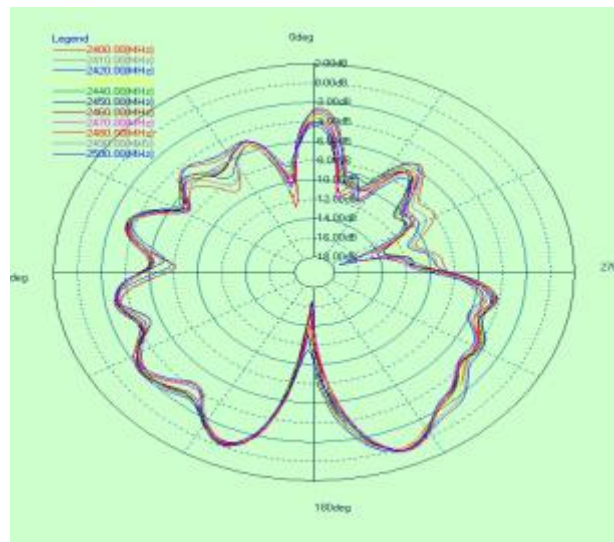
Frequency (MHz)	2400	2450	2500
Return Loss	-8.73	-11.76	-11.21
VSWR	2.16	1.71	1.77

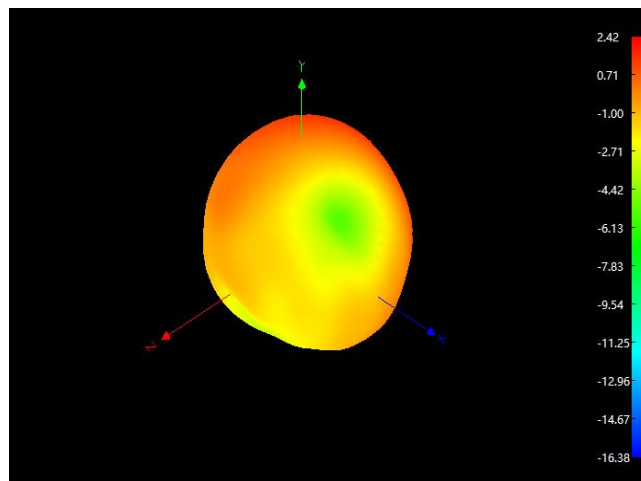
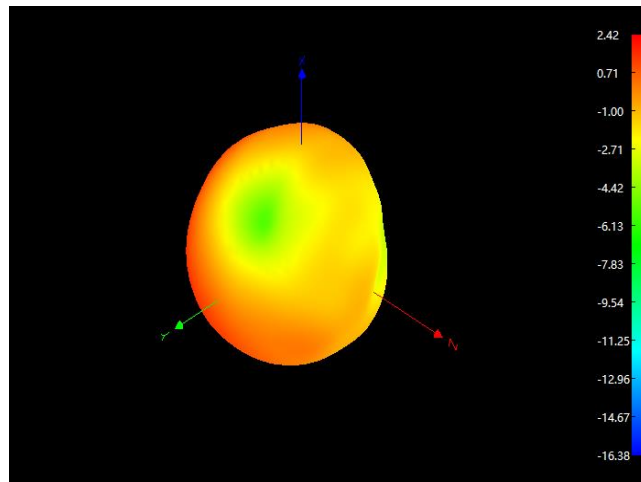
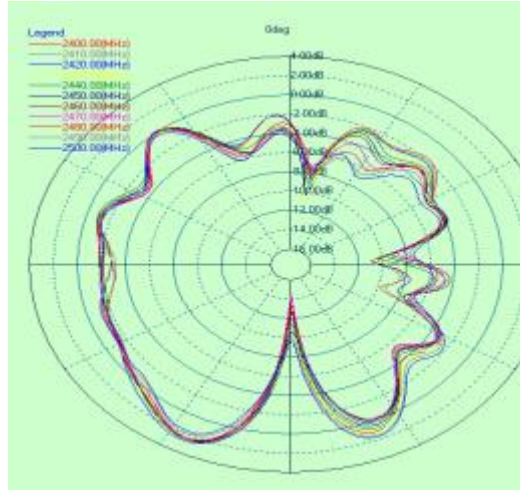
Appendix C Gain and Efficiency

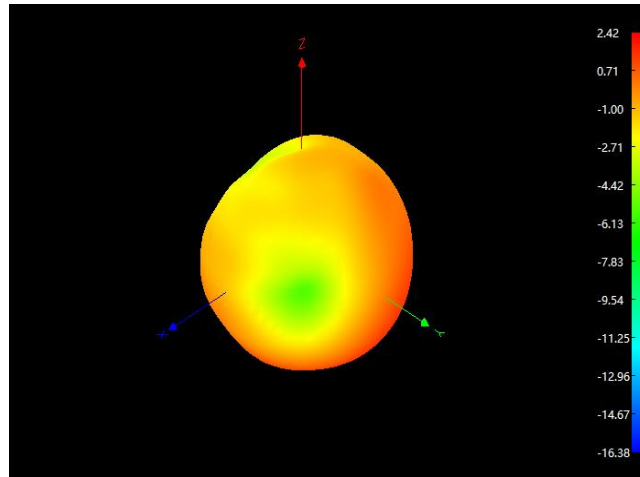
Frequency (MHz)	Efficiency(%)	Gain (dBi)
2400	52.29%	1.62
2410	52.17%	1.71
2420	53.14%	1.93
2430	54.16%	1.98
2440	57.62%	2.00
2450	59.64%	2.17
2460	61.55%	2.45
2470	60.64%	2.38

2480	62.86%	2.50
2490	59.85%	2.30
2500	60.41%	2.49

Appendix D Radiation Pattern(1D and 3D)







Appendix E Test Setup Photo

