

SPECIFICATIONS

Bluetooth Range: Up to 33 feet (10 meters)

Battery Type: Polymer Lithium Ion Battery

Charging Input: DC 5V \pm 500 mA

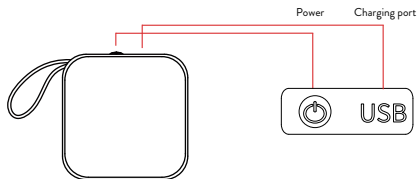
Play Time: Approximately 3-5 hours**

Charging Time: Approximately 1-2 hours

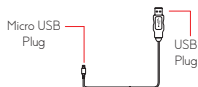
**Applicable at 50% of maximum volume. Results will be lower when volume is higher.

The Bluetooth® word mark and logos are registered trademarks owned by the Bluetooth SIG, Inc. and any use of such marks by Sakar International is under license. Other trademarks and trade names are those of their respective owners.

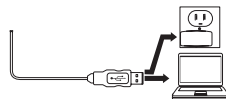
A QUICK LOOK



CHARGING



1. The included USB charging cable has a Micro USB plug and a standard USB plug.



2. Insert the cable's standard USB plug into the USB port of a computer or suitable USB charging adapter. Then insert the cable's Micro USB end into the speaker's charging port. Charging in red light, Light off after full charge.

BLUETOOTH PAIRING



PRESS & HOLD
 2-3 SEC

1. Press and hold the Power button for 2-3 seconds to turn on the speaker.



2. Go to the Bluetooth settings menu on your phone. Make sure that Bluetooth is turned on. Connect to the device listed as "Wireless Speaker."

OTHER FUNCTIONS



TWS

1. Turn on two speakers (Do not do BT pairing pls).
2. Short press twice one of the power button into tws pairing.
3. Wait for ting voice means tws pairing successfully.
4. Do BT pairing, then go for music playing.
5. End TWS pairing: close BT pairing firstly, short press twice power button to end tws pairing.

VIVITAR ONE YEAR WARRANTY

This warranty covers the original consumer purchaser only and is not transferable.

This warranty covers products that fail to function properly UNDER NORMAL USAGE, due to defects in material or workmanship. Your product will be repaired or replaced at no charge for parts or labor for a period of one year.

What Is Not Covered by Warranty

Damages or malfunctions not resulting from defects in material or workmanship and damages or malfunctions from other than normal use, including but limited to, repair by unauthorized parties, tampering, modification or accident.

To Obtain Warranty Service and Troubleshooting Information:

Call 1-800-592-9541 or visit our website at www.vivitar.com.

To receive Warranty service along with the name and address of an authorized product service center, the original consumer purchaser must contact us for problem determination and service procedures. Proof of purchase in the form of a bill of sale or receipted invoice, evidencing that the product is within the applicable Warranty period(s), MUST be presented in order to obtain the requested service. It is your responsibility to properly package and send any defective products along with a dated copy of proof of purchase, a written explanation of the problem, and a valid return address to the authorized service center at your expense. Do not include any other items or accessories with the defective product. Any products received by the authorized service center that are not covered by warranty will be returned unpaired.

©2023 Sakar International
195 Carter Drive
Edison, NJ 08817
Support: 800 592 9541
www.vivitar.com

IMPORTANT SAFETY PRECAUTIONS

1. READ ALL INSTRUCTIONS BEFORE USING YOUR SPEAKER.
2. Do not allow children to use the speaker without proper adult supervision.
3. Do not expose your speaker to excessive heat or fire.
4. Always press the buttons carefully.
5. Do not use in extremely dry environments as this can lead to static discharge during usage.
6. Do not expose your speaker to temperatures above 140°F / 40°C. Keep out of direct sunlight.
7. Do not attempt to repair this product yourself. Contact a qualified service center if your speaker are in need of service.
8. Do not drop, puncture or expose the speaker to extreme physical force.
9. Your speaker are not intended for commercial use.
10. Do not place the speaker near objects that generate a strong magnetic field.
11. Use only the included charging cable.
12. Unplug this device when not in use for long periods of time and during lightning storms.
13. Do not pull or yank on the power cable. Always remove the cable gently from wall outlets and the speaker's charging port.
14. Use a soft cloth to clean your speaker. Never use rubbing alcohol or other harsh chemicals.
15. Please recycle or dispose of your speaker properly based on the laws and rules of your municipality. Contact local recycling facilities and/or the manufacturer of your speaker for further information.
16. The device has been evaluated to meet general RF exposure requirement.

FCC STATEMENT

Changes or modifications not expressly approved by the party responsible for compliance could void the user's authority to operate the equipment.

This device complies with Part 15 of the FCC Rules. Operation is subject to the following two conditions: (1) this device may not cause harmful interference, and (2) this device must accept any interference received, including interference that may cause undesired operation.

This equipment has been tested and found to comply with the limits for a Class B digital device, pursuant to Part 15 of the FCC Rules. These limits are designed to provide reasonable protection against harmful interference in a residential installation. This equipment generates, uses and can radiate radio frequency energy and, if not installed and used in accordance with the instructions, may cause harmful interference to radio communications. However, there is no guarantee that interference will not occur in a particular installation.

If this equipment does cause harmful interference to radio or television reception, which can be determined by turning the equipment off and on, the user is encouraged to try to correct the interference by one or more of the following measures:

- Reorient or relocate the receiving antenna.
- Increase the separation between the equipment and receiver.
- Connect the equipment into an outlet on a circuit different from that to which the receiver is connected.
- Consult the dealer or an experienced radio/TV technician for help.