

# DFS TEST REPORT

**Product Name** : Machine entertainment system  
**Brand Mark** : N/A  
**Model No.** : ZH-DT6125-01  
SK8734012,SK8734010,SK8734011,  
**Extension model** : SV5734015,SV5734016,SV5734017,  
MILA734002,MILA734001,MILA734003,  
SK83B2,MILA734006  
**FCC ID** : 2BACQMAXUS6125  
**Report Number** : BLA-EMC-202303-A11906  
**Date of Sample Receipt** : 2023/3/28  
**Date of Test** : 2023/3/28 to 2023/4/28  
**Date of Issue** : 2023/4/28  
**Test standard** : FCC CFR Title 47 Part 15 Subpart E  
Section 15.407  
**Test result** : PASS

Prepared for:

**China Satellite Navigation and Communication Co., Ltd**  
**C5-C6, Siwei Tuxin Building, Yongfeng Road Haidian District, Beijing,**  
**100012 CN**

Prepared by:

**BlueAsia of Technical Services(Shenzhen) Co.,Ltd.**  
**Building C, No. 107, Shihuan Road, Shiyuan Sub-District, Baoan District,**  
**Shenzhen, Guangdong Province, China**  
**TEL: +86-755-23059481**

Compiled by: *charlie*  
Approved by: *Blue Zheng*

Review by: *Sueels*  
Date: 2023/4/28



## 2 Version

Version No.	Date	Description
00	2023/4/28	Original

BlueAsia

### 3 Contents

	Page
.....	1
<b>2 VERSION</b> .....	<b>2</b>
<b>3 CONTENTS</b> .....	<b>3</b>
<b>4 TEST SUMMARY</b> .....	<b>4</b>
<b>5 GENERAL INFORMATION</b> .....	<b>5</b>
5.1 CLIENT INFORMATION .....	5
5.2 GENERAL DESCRIPTION OF E.U.T. ....	5
5.3 DESCRIPTION OF SUPPORT UNITS .....	5
5.4 LABORATORY FACILITY .....	6
5.5 LABORATORY LOCATION .....	6
5.6 TEST INSTRUMENTS LIST .....	6
5.7 TEST ENVIRONMENT .....	7
<b>6 DFS TECHNICAL REQUIREMENTS</b> .....	<b>8</b>
6.1 DFS PARAMETERS .....	8
6.2 DFS TECHNICAL REQUIREMENTS .....	9
6.3 DFS THRESHOLD LEVEL .....	10
6.4 TEST SETUP BLOCK .....	10
6.5 EUT CONFIGURATION FOR DFS TEST .....	11
<b>7 TEST RESULT</b> .....	<b>12</b>
7.1 NON-OCCUPANCY PERIOD .....	12
7.2 CHANNEL MOVE TIME AND CHANNEL CLOSING TRANSMISSION TIME .....	14
<b>8 TEST PHOTOS</b> .....	<b>16</b>
<b>9 EUT CONSTRUCTIONAL DETAILS</b> .....	<b>16</b>

## 4 Test Summary

Test Items	Limit	Result
Channel Availability Check	> 60 seconds	N/A
UNII Detection Bandwidth	> 100% of the UNII 99% transmission power bandwidth	N/A
Statistical Performance Check	Radar type 1,2,3,4 $\geq$ 60% Aggregate Radar type 1~4 and 5 $\geq$ 80% Radar type 6 $\geq$ 70%	N/A
Channel Move Time	< 10 seconds	Pass
Channel Closing Transmission Time	< 20ms + aggregate of 60ms over remaining 10 second period	Pass
Non-Occupancy Period	> 30 minutes	Pass
Note: "Pass" means meet the requirements, "N/A" means not applicable		

Remark:

N/A: Not Applicable

## 5 General Information

### 5.1 Client Information

Applicant:	China Satellite Navigation and Communication Co., Ltd
Address:	C5-C6, Siwei Tuxin Building, Yongfeng Road Haidian District, Beijing, 100012 CN
Manufacturer	China Satellite Navigation and Communication Co., Ltd
Address:	C5-C6, Siwei Tuxin Building, Yongfeng Road Haidian District, Beijing, 100012 CN

### 5.2 General Description of E.U.T.

Product Name:	Machine entertainment system
Model No.:	ZH-DT6125-01
Transmitter frequency range:	5150MHz~5250MHz, 5250MHz~5350MHz 5470MHz~5725MHz, 5725MHz~5825MHz
Modulation type:	OFDM
WLAN Function:	802.11a/802.11n/802.11ac
Bandwidth:	20MHz/40MHz/80MHz
Antenna Type:	FPC Antenna
Antenna Gain:	5 dBi
DFS Operation Type:	<input type="checkbox"/> Master Device <input type="checkbox"/> Slaver Device with Radar detection function <input checked="" type="checkbox"/> Slaver Device without Radar detection function
Power supply:	DC12V

### 5.3 Description of Support Units

Manufacturer	Description	Model	Serial Number
LENOVO	Laptop	SL510	2847A65
ASUS	WiFi Router	GT-AXE11000	M3IAJF201052

Information about the WiFi router is as follows :

Supported frequencies:

5150MHz~5250MHz, 5250MHz~5350MHz

5470MHz~5725MHz, 5725MHz~5825MHz

FCC ID:MSQ-RTAXJF00



## 5.4 Laboratory Facility

The test facility is recognized, certified, or accredited by the following organizations:

- FCC — Designation No.: CN1252

BlueAsia of Technical Services(Shenzhen) Co., Ltd has been registered and fully described in a report filed with the (FCC) Federal Communications Commission.

The acceptance letter from the FCC is maintained in files. Designation CN1252.

- ISED — CAB identifier No.: CN0028

BlueAsia of Technical Services(Shenzhen) Co., Ltd has been registered by Certification and Engineering Bureau of ISED for radio equipment testing with CAB identifier CN0028

## 5.5 Laboratory Location

All tests were performed at:

BlueAsia of Technical Services(Shenzhen) Co., Ltd.

Building C, No. 107, Shihuan Road, Shiyuan Sub-District, Baoan District, Shenzhen, Guangdong Province, China

Telephone: TEL: +86-755-28682673 FAX: +86-755-28682673

No tests were sub-contracted.

## 5.6 Test Instruments list

### Test Equipment Of RF Conducted Test

Equipment	Manufacturer	Model	S/N	Cal.Date	Cal.Due
Spectrum	R&S	FSP40	100817	2022/09/15	2023/09/14
Spectrum	Agilent	N9020A	MY49100060	2022/09/07	2023/09/06
Spectrum	KEYSIGHT	N9030A	MY52350152	2022/07/01	2023/06/30
Spectrum	KEYSIGHT	N9010A	MY54330814	2022/07/01	2023/06/30
Signal Generator	Agilent	N5182A	MY47420955	2022/09/07	2023/09/06
Signal Generator	Agilent	E8257D	MY44320250	2022/07/01	2023/06/30
Signal Generator	Agilent	N5181A	MY46240904	2022/08/02	2023/08/01
Signal Generator	R&S	CMW500	132429	2022/09/07	2023/09/06
BluetoothTester	Anritsu	MT8852B	06262047872	2022/09/07	2023/09/06
Power probe	DARE	RPR3006W	14I00889SN042	2022/09/07	2023/09/06
DCPowersupply	zhaoxin	KXN-305D	20K305D1221363	2022/09/14	2023/09/13
DCPowersupply	zhaoxin	RXN-1505D	19R1505D050168	2022/09/14	2023/09/13

## 5.7 Test Environment

Temperature:	20 ~ 25 °C
Humidity:	60% ~ 65%
Atmospheric pressure:	1012 kPa

## 6 DFS Technical Requirements

### 6.1 DFS Parameters

<b>Table D.1: Applicability of DFS Requirements Prior to Use of a Channel</b>			
<b>Requirement</b>	<b>Operational Mode</b>		
	<b>Master</b>	<b>Client Without Radar Detection</b>	<b>Client With Radar Detection</b>
Non-Occupancy period	Yes	Yes	Yes
DFS Detection Threshold	Yes	Not required	Yes
Channel Availability Check Time	Yes	Not required	Not required
U-NII Detection Bandwidth	Yes	Not required	Yes

<b>Table D.2: Applicability of DFS requirements during normal operation</b>		
<b>Requirement</b>	<b>Operational Mode</b>	
	<b>Master</b>	<b>Client Without Radar Detection</b>
DFS Detection Threshold	Yes	Not required
Channel Closing Transmission Time	Yes	Yes
Channel Move Time	Yes	Yes
U-NII Detection Bandwidth	Yes	Not required

<b>Additional requirements for devices with multiple bandwidth modes</b>	<b>Operational Mode</b>	
	<b>Master Device or Client with Radar Detection</b>	<b>Client Without Radar Detection</b>
U-NII Detection Bandwidth and Statistical Performance Check	All BW modes must be tested	Not required
Channel Move Time and Channel Closing Transmission Time	Test using widest BW mode available	Test using the widest BW mode available for the link
All other tests	Any single BW mode	Not required

Note: Frequencies selected for statistical performance check (Section 7.8.4) should include several frequencies within the radar detection bandwidth and frequencies near the edge of the radar detection bandwidth. For 802.11 devices it is suggested to select frequencies in each of the bonded 20 MHz channels and the channel center frequency.

<b>Table D.3: DFS Detection Thresholds</b>	
<b>Maximum Transmit Power</b>	<b>Value (See Notes 1,2, and 3)</b>
EIRP $\geq$ 200 mW	-64 dBm
EIRP < 200 mW and power spectral density < 10 dBm/MHz	-62 dBm
EIRP < 200 mW that do not meet the power spectral density requirement	-64 dBm

Note 1: This is the level at the input of the receiver assuming a 0 dBi receive antenna.

Note 2: Throughout these test procedures an additional 1 dB has been added to the amplitude of the test transmission waveforms to account for variations in measurement equipment. This will ensure that the test signal is at or above the detection threshold level to trigger a DFS response.

Note 3: EIRP is based on the highest antenna gain. For MIMO devices refer to KDB Publication 662911 D01.



Parameter	Value
Non-occupancy period	Minimum 30 minutes
Channel Availability Check Time	60 seconds
Channel Move Time	10 seconds (See Note 1)
Channel Closing Transmission Time	200 ms + an aggregate of 60ms over remaining 10 second period (See Notes 1 and 2)
U-NII Detection Bandwidth	Minimum 100% of the UNII 99% transmission power bandwidth (See Note 3)

Note 1: Channel Move Time and the Channel Closing Transmission Time should be performed with Radar Type 0. The measurement timing begins at the end of the Radar Type 0 burst.

Note 2: The Channel Closing Transmission Time is comprised of 200 milliseconds starting at the beginning of the Channel Move Time plus any additional intermittent control signals required to facilitate a Channel move (an aggregate of 60 milliseconds) during the remainder of the 10 second period. The aggregate duration of control signals will not count quiet periods in between transmissions.

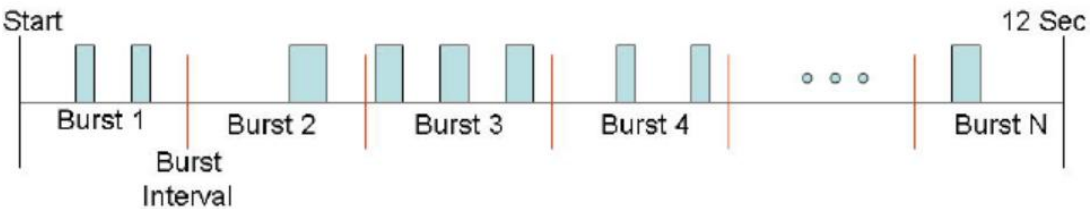
Note 3: During the U-NII Detection Bandwidth detection test, radar type 0 should be used. For each frequency step, the minimum percentage of detection is 90 percent. Measurements are performed with no data traffic.

Radar Type	Pulse Width (µsec)	PRI (µsec)	Number of Pulses	Minimum Percentage of Successful Detection	Minimum Number of Trials
0	1	1428	18	See Note 1	See Note 1
1	1	Test A Test B	Roundup $\left\{ \begin{array}{l} \frac{1}{360} \\ \frac{19 \cdot 10^6}{PRI_{\mu sec}} \end{array} \right\}$	60%	30
2	1-5	150-230	23-29	60%	30
3	6-10	200-500	16-18	60%	30
4	11-20	200-500	12-16	60%	30
Aggregate (Radar Types 1-4)				80%	120

Note 1: Short Pulse Radar Type 0 should be used for the detection bandwidth test, channel move time, and channel closing time tests.

Radar Type	Pulse Width (µsec)	Chirp Width (MHz)	PRI (µsec)	Number of Pulses per Burst	Number of Bursts	Minimum Percentage of Successful Detection	Minimum Number of Trials
5	50-100	5-20	1000-2000	1-3	8-20	80%	30

**Long Pulse Radar Test Signal Wave form 12 second transmission**



Radar Type	Pulse Width (µsec)	PRI (µsec)	Pulses per Hop	Hopping Rate (kHz)	Hopping Sequence Length (msec)	Minimum Percentage of Successful Detection	Minimum Number of Trials
6	1	333	0	0.333	300	70%	30

## 6.2 DFS Technical Requirements

Requirement	DFS Operational mode
-------------	----------------------

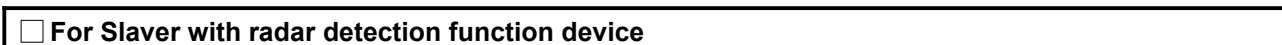
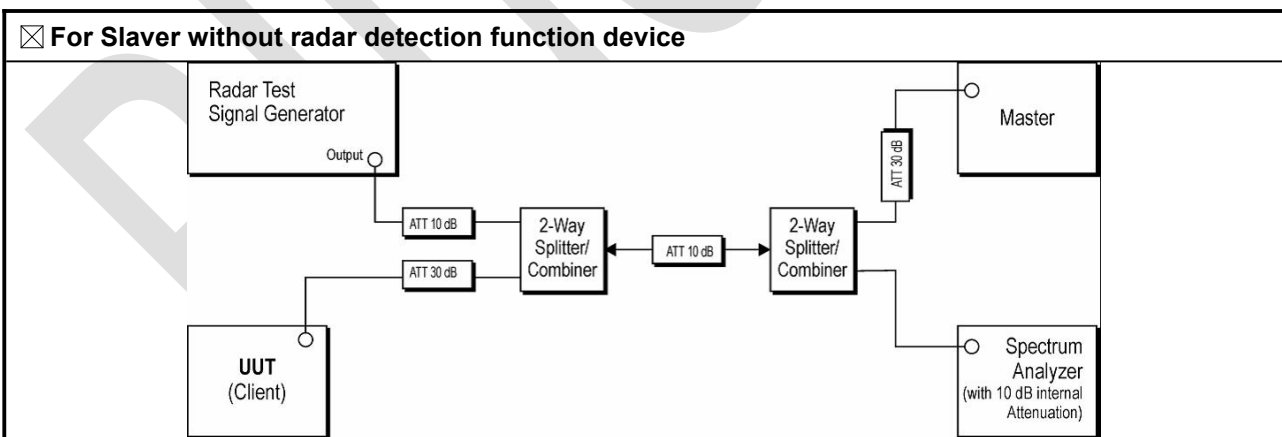
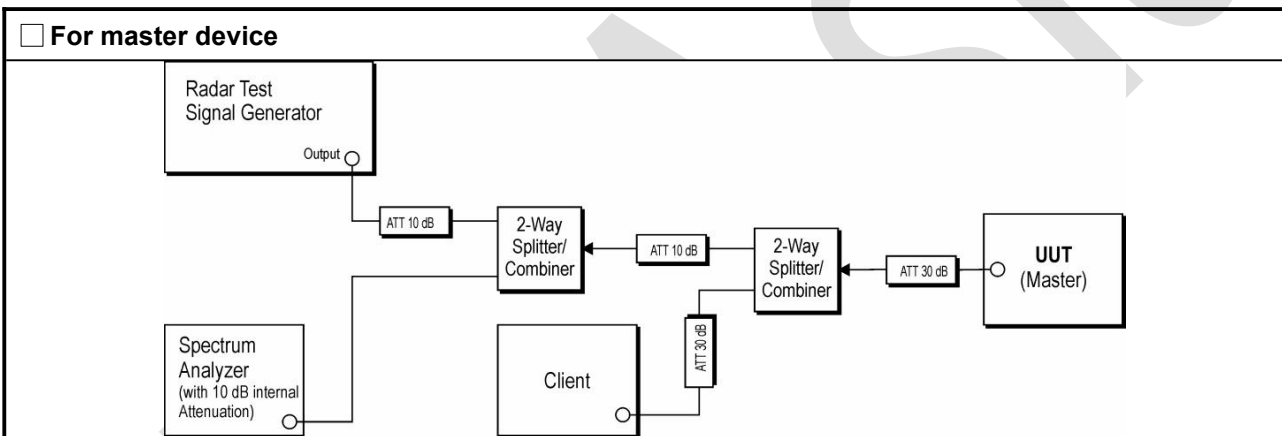
	<input type="checkbox"/> Master	<input checked="" type="checkbox"/> Slave without Radar Detection	<input type="checkbox"/> Slave with Radar Detection
Channel Availability Check	√	Not Required	Not Required
UNII Detection Bandwidth	√	Not Required	√
Statistical Performance Check	√	Not Required	√
Channel Move Time	√	√	√
Channel Closing Transmission Time	√	√	√
Non-Occupancy Period	√	√	√

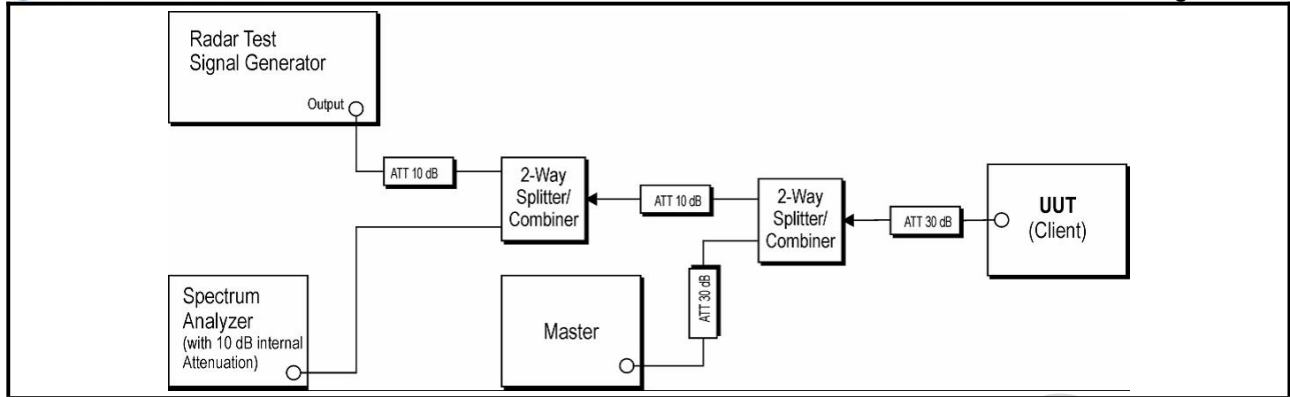
### 6.3 DFS Threshold Level

DFS Threshold Level	
5250MHz ~ 5350MHz	-62dBm @ antenna connector
5470MHz~5725MHz	-62dBm @ antenna connector

Note: The worst case level was selected to perform the test.

### 6.4 Test Setup Block



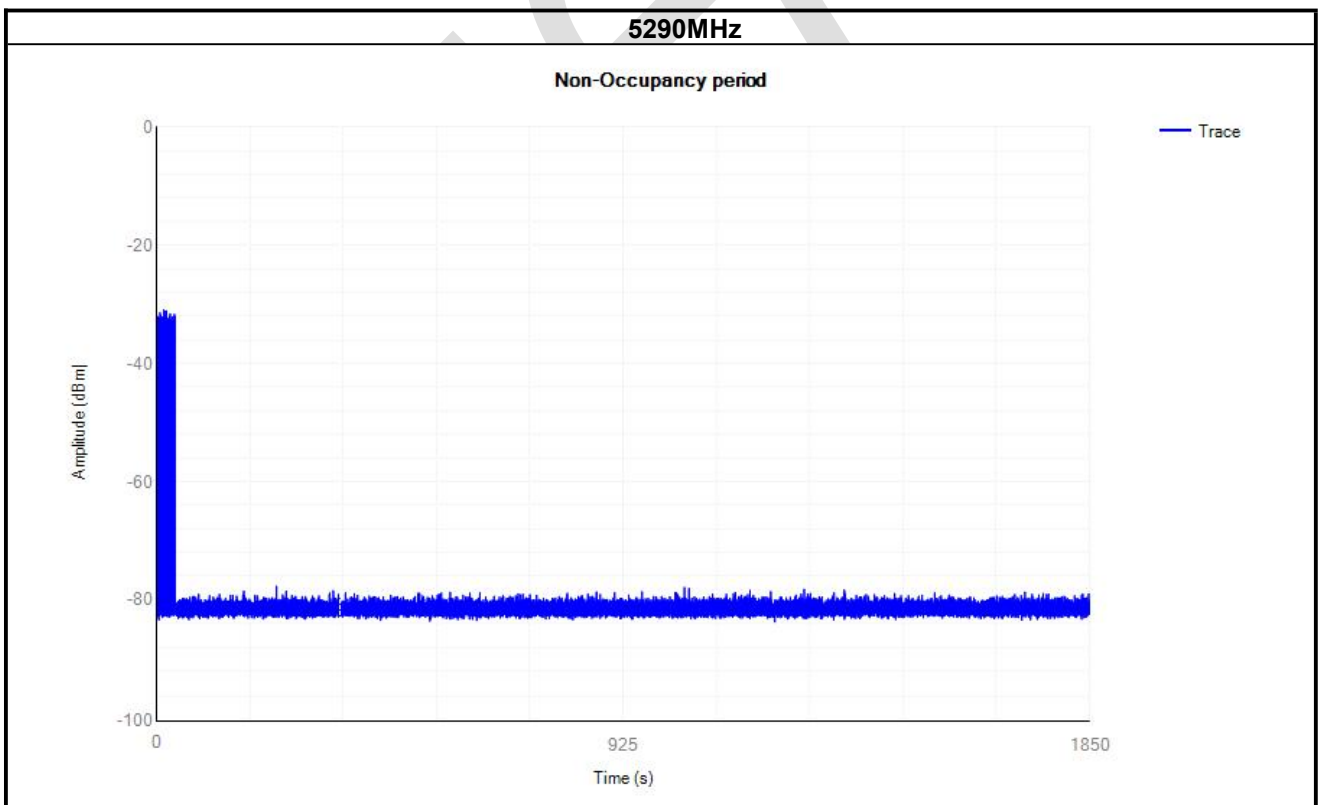
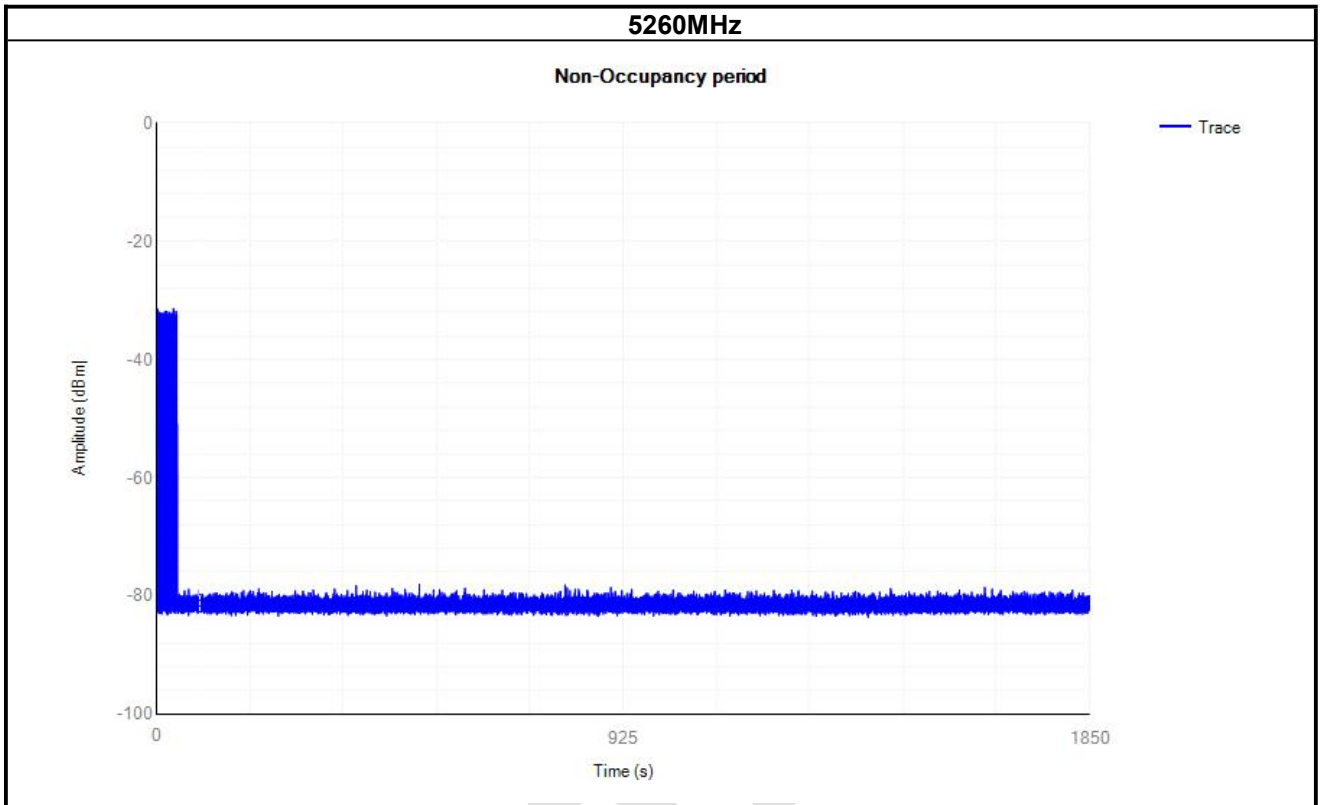


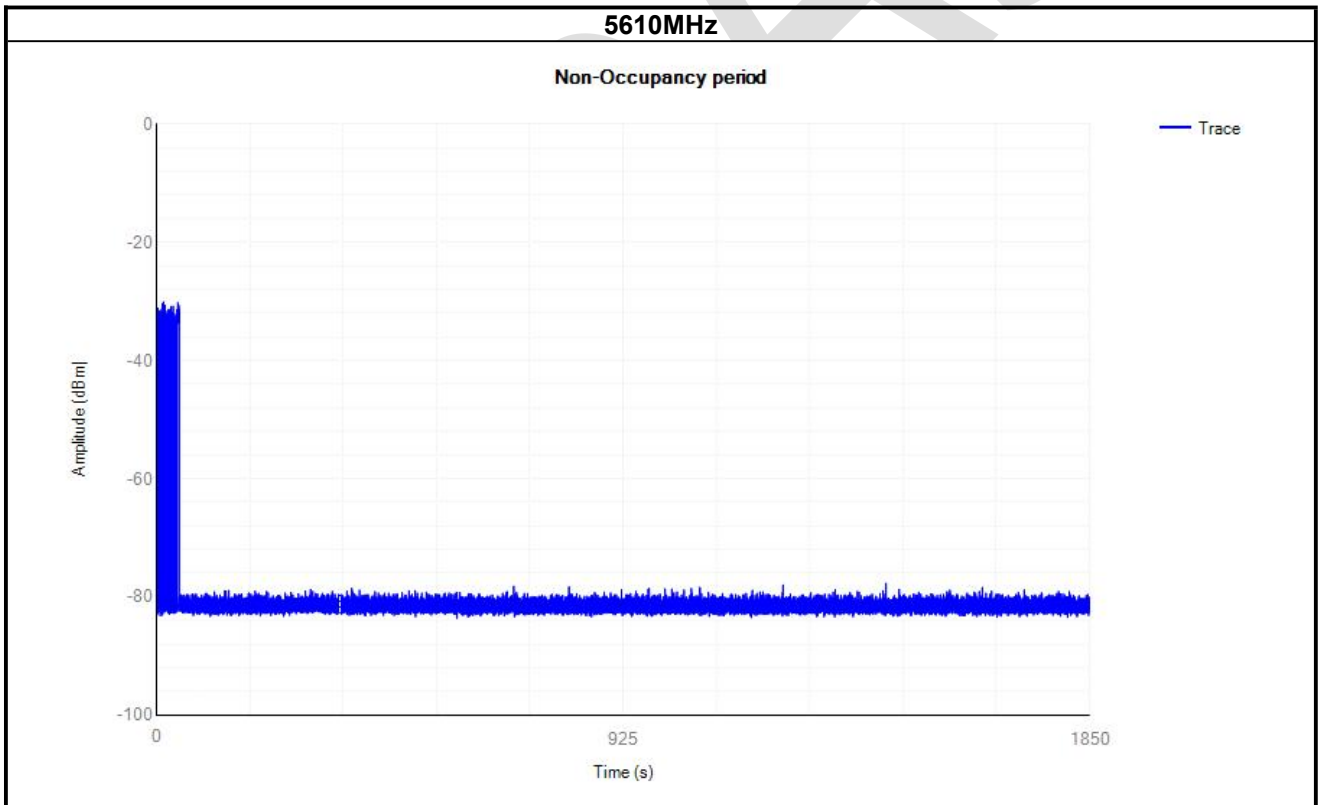
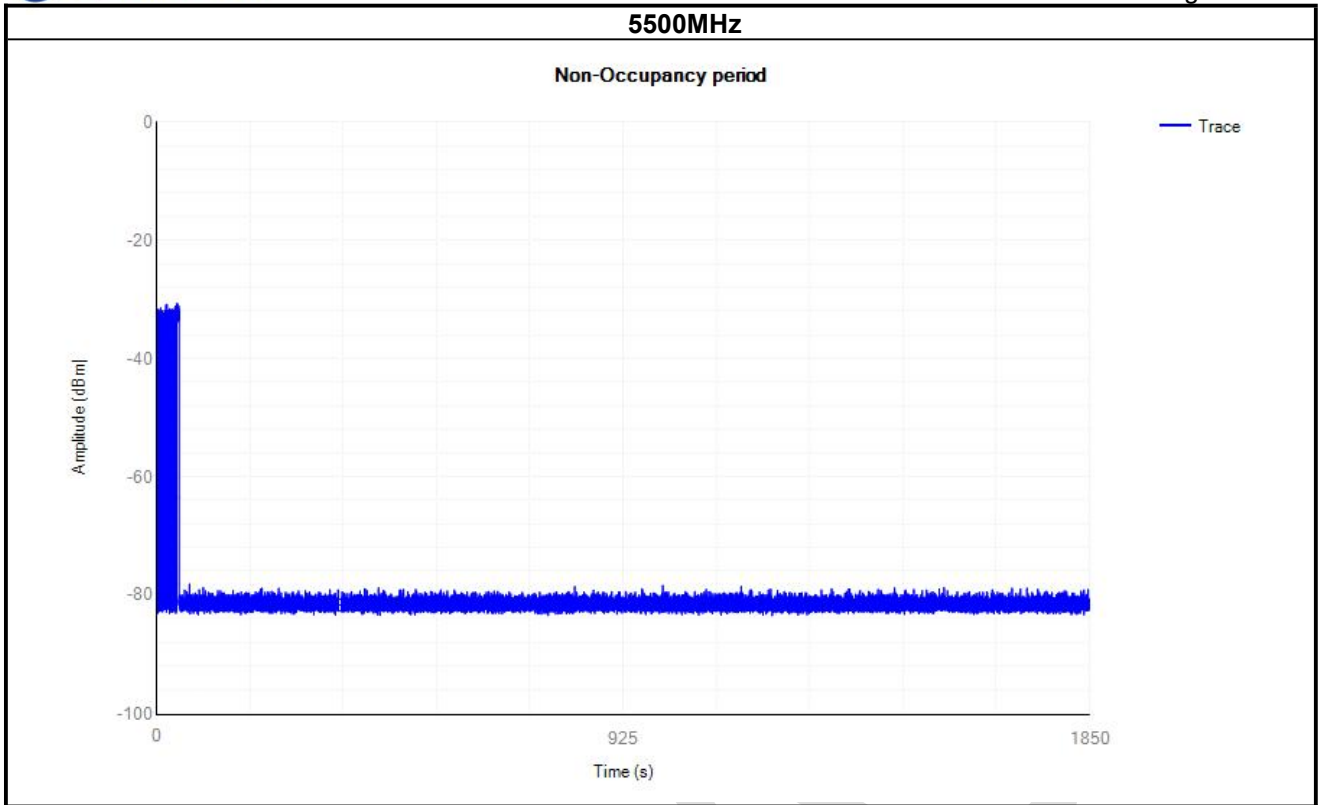
## 6.5 EUT Configuration for DFS Test

Test Items	Channel Frequency
Channel Move Time	5260MHz, 5290MHz 5500MHz, 5610MHz
Channel Closing Transmission Time	5260MHz, 5290MHz 5500MHz, 5610MHz
Non-Occupancy Period	5260MHz, 5290MHz 5500MHz, 5610MHz

## 7 Test Result

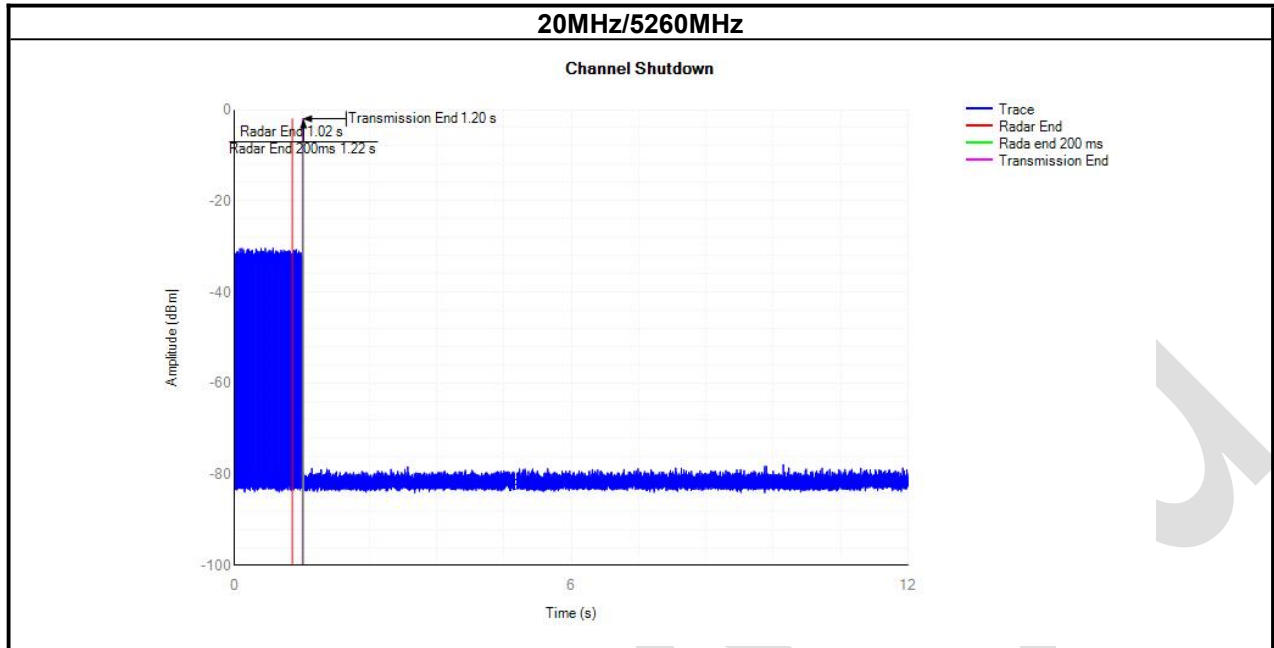
### 7.1 Non-Occupancy Period



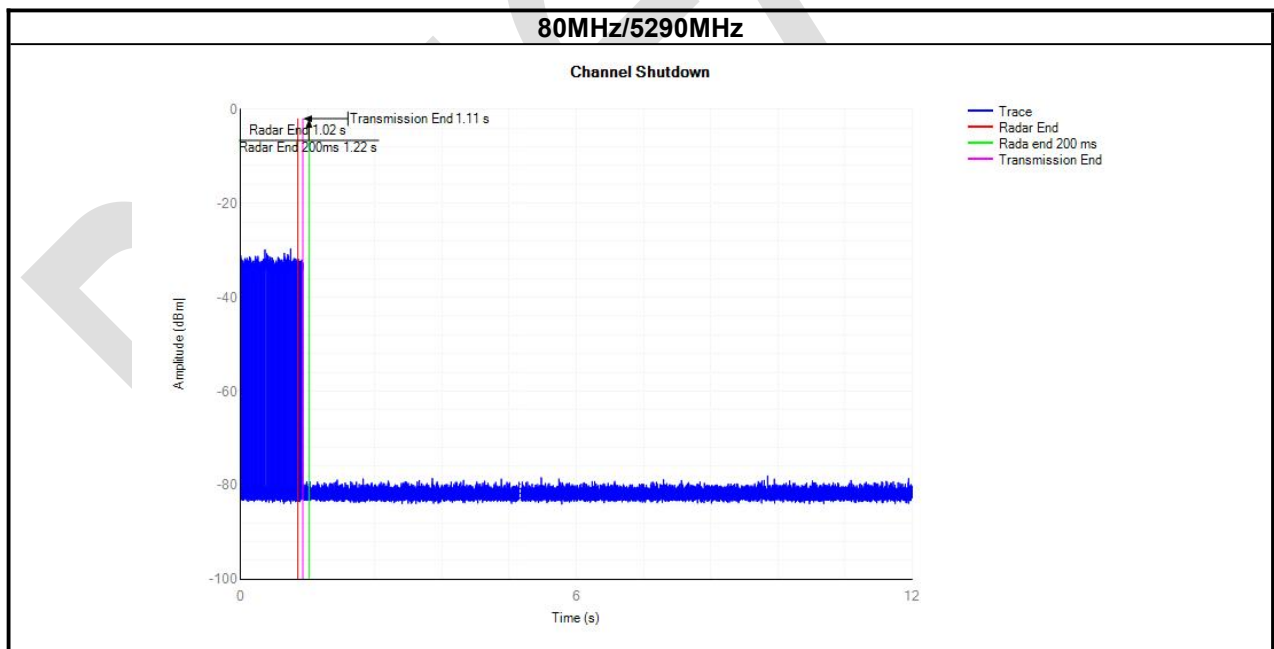


Test Items	Value	Limit	Result
Non-Occupancy Period	> 30 minutes	Minimum 30 minutes	Pass

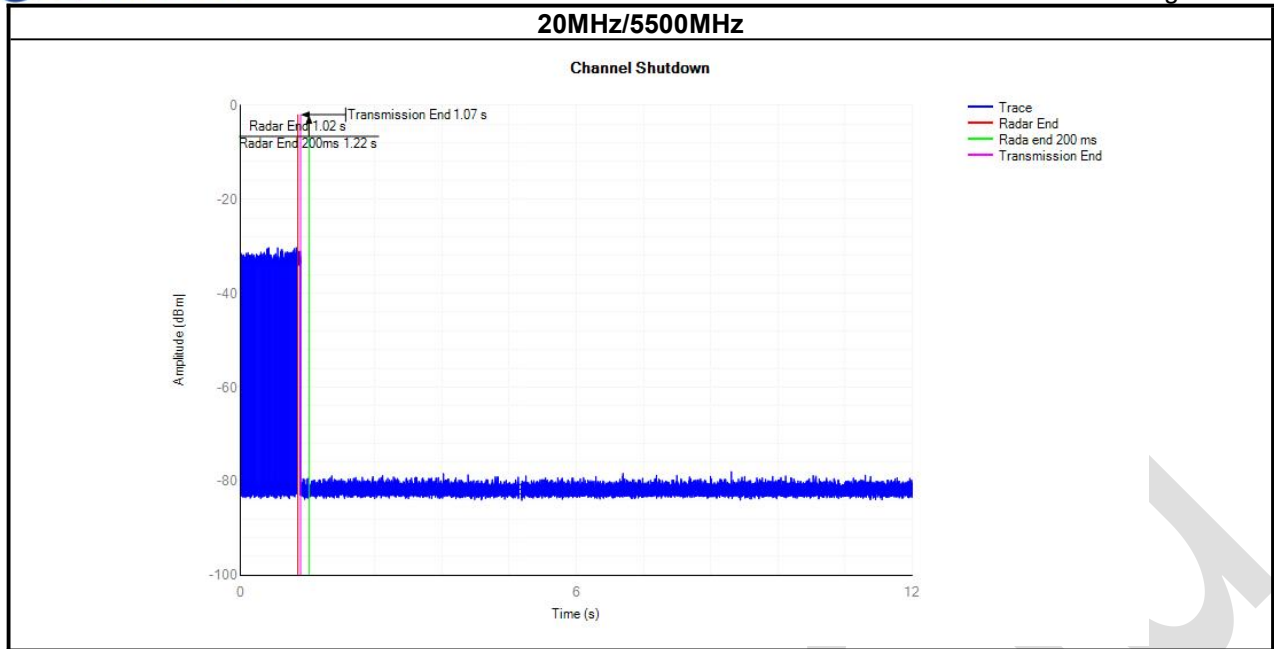
## 7.2 Channel Move Time and Channel Closing Transmission Time



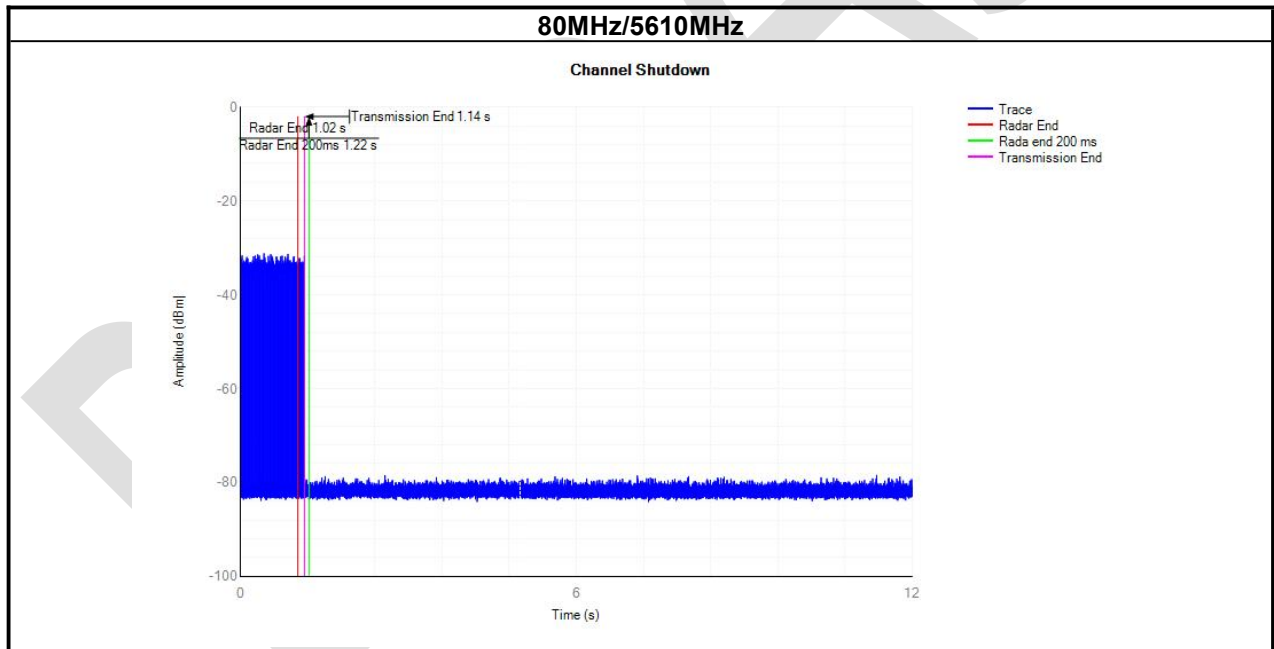
Test Items	Value	Limit	Result
Channel Closing Transmission Time	0.0832s	1s	Pass
Channel Move Time	0.1781s	10 s	Pass



Test Items	Value	Limit	Result
Channel Closing Transmission Time	0.0356s	1s	Pass
Channel Move Time	0.0897s	10 s	Pass




Test Items	Value	Limit	Result
Channel Closing Transmission Time	0.0456s	1s	Pass
Channel Move Time	0.0477s	10s	Pass



Test Items	Value	Limit	Result
Channel Closing Transmission Time	0.0412s	1s	Pass
Channel Move Time	0.1177s	10s	Pass

## 8 Test photos



## 9 EUT Constructional Details

Reference to the test report No. BLA-EMC-202303-A11901

----- End of report -----