

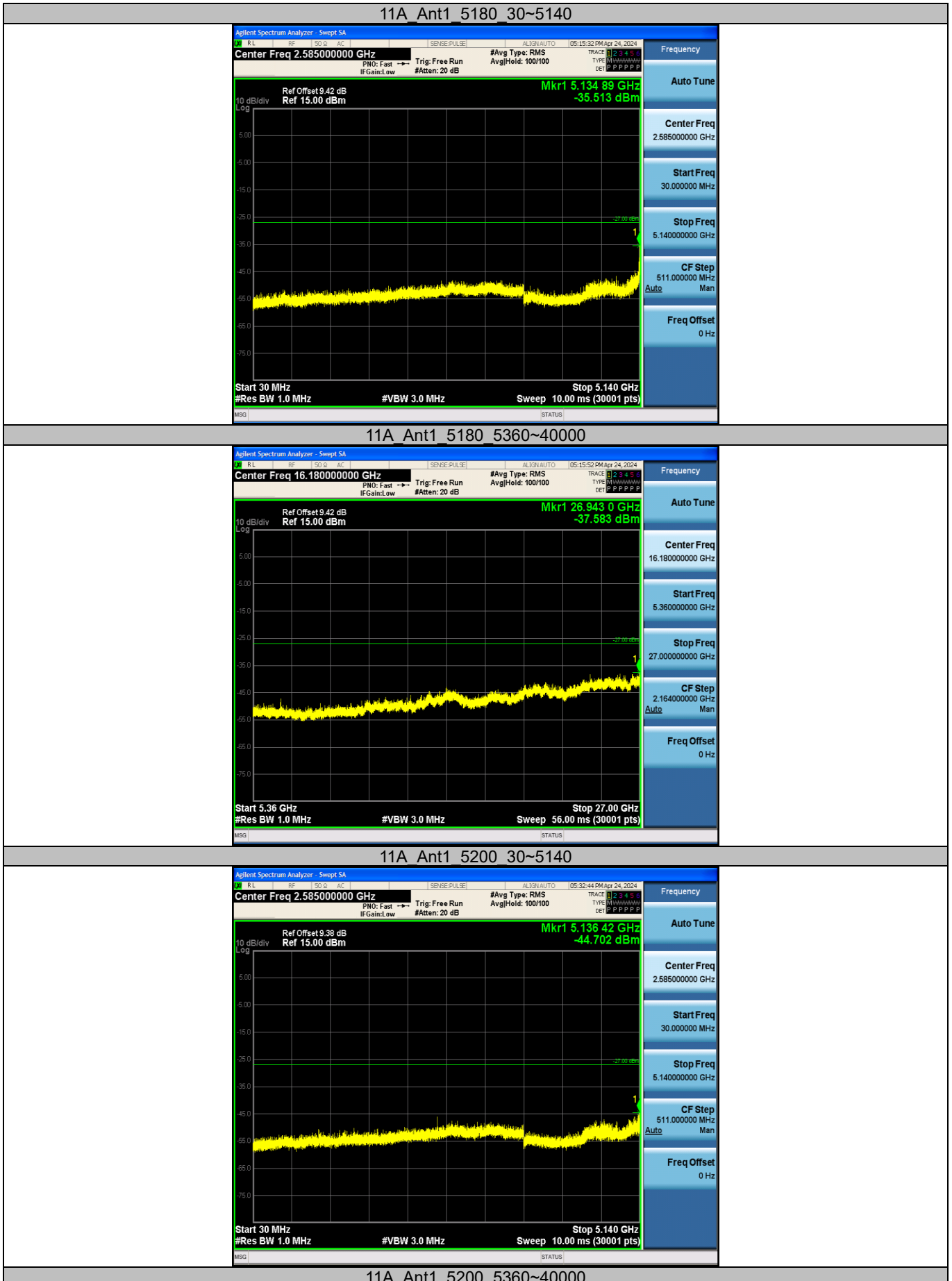


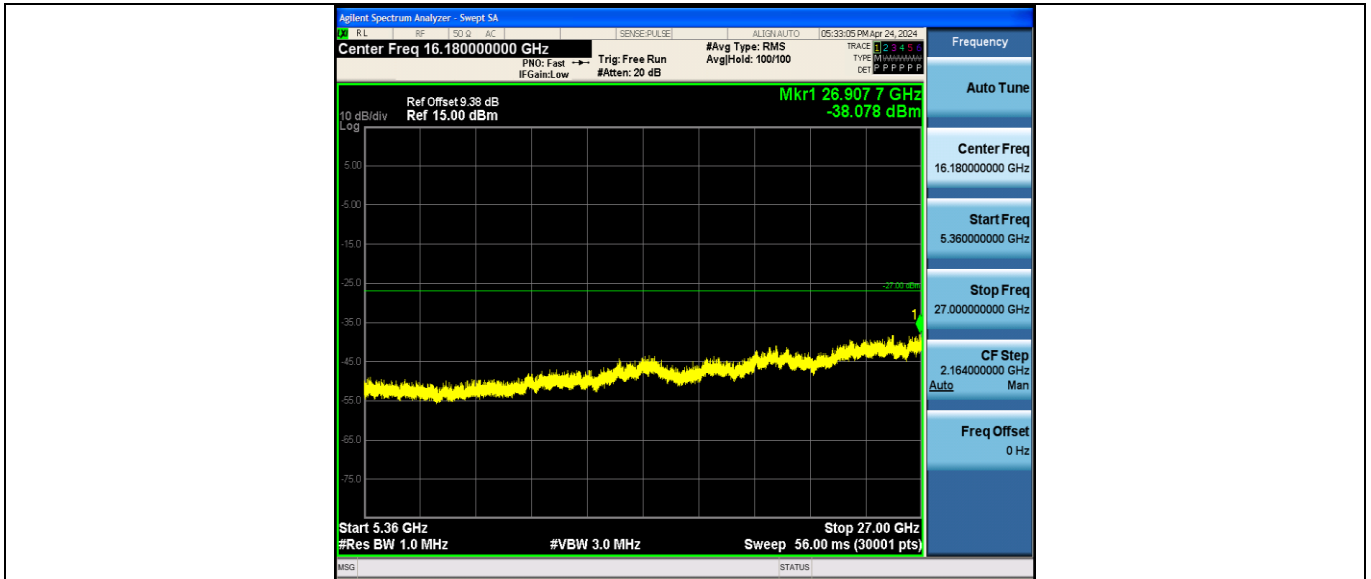
6.17 Appendix F: Conducted Spurious Emission
6.17.1 Test Result

TestMode	Antenna	Frequency[MHz]	FreqRange [MHz]	Max. Fre [MHz]	Max. Level [dBm]	Limit [dBm]	Verdict
11A	Ant1	5180	30~5140	5134.89	-35.51	≤-27	PASS
			5360~40000	26943.01	-37.58	≤-27	PASS
		5200	30~5140	5136.42	-44.7	≤-27	PASS
			5360~40000	26907.67	-38.08	≤-27	PASS
		5240	30~5140	5088.05	-46.37	≤-27	PASS
			5360~40000	26998.56	-38.37	≤-27	PASS
		5260	30~5140	5111.72	-46.14	≤-27	PASS
			5360~40000	25298.37	-37.39	≤-27	PASS
		5280	30~5140	2544.12	-40.48	≤-27	PASS
			5360~40000	26197.16	-37.7	≤-27	PASS
		5320	30~5140	4680.1	-46.86	≤-27	PASS
			5360~40000	26989.9	-37.11	≤-27	PASS
		5500	30~5460	5454.21	-34.04	≤-27	PASS
			5735~40000	26800.11	-37.23	≤-27	PASS
		5580	30~5460	2533.77	-42.03	≤-27	PASS
			5735~40000	26892.26	-37.08	≤-27	PASS
		5700	30~5460	4729.48	-45.13	≤-27	PASS
			5735~40000	5737.84	-28.68	≤-27	PASS
		5745	30~5650	2535.58	-41.14	≤-27	PASS
			5925~40000	26513.87	-32.03	≤-27	PASS
5785	30~5650	2646.48	-41.36	≤-27	PASS		
	5925~40000	24248.31	-32.76	≤-27	PASS		
5825	30~5650	3251.2	-41.5	≤-27	PASS		
	5925~40000	26609.41	-31.94	≤-27	PASS		
11N20SISO	Ant1	5180	30~5140	5134.21	-35.62	≤-27	PASS
			5360~40000	26832.65	-37.89	≤-27	PASS
		5200	30~5140	5129.95	-45.51	≤-27	PASS
			5360~40000	26945.18	-38.58	≤-27	PASS
		5240	30~5140	5113.6	-46.84	≤-27	PASS
			5360~40000	25731.17	-37.97	≤-27	PASS
		5260	30~5140	4510.45	-47.09	≤-27	PASS
			5360~40000	26640.05	-37.61	≤-27	PASS
		5280	30~5140	5070.33	-46.53	≤-27	PASS
			5360~40000	26850.68	-37.11	≤-27	PASS
		5320	30~5140	4639.73	-46.97	≤-27	PASS
			5360~40000	24654.22	-38.45	≤-27	PASS
		5500	30~5460	5458.37	-33.31	≤-27	PASS
			5735~40000	25257.69	-37.7	≤-27	PASS
		5580	30~5460	4923.15	-46.63	≤-27	PASS
			5735~40000	26593.84	-37.35	≤-27	PASS
		5700	30~5460	4803.15	-44.74	≤-27	PASS
			5735~40000	5737.13	-37.03	≤-27	PASS
		5745	30~5650	3302.9	-40.53	≤-27	PASS
			5925~40000	26619.25	-31.75	≤-27	PASS
5785	30~5650	2752.33	-41.17	≤-27	PASS		
	5925~40000	26905.87	-32.67	≤-27	PASS		
5825	30~5650	66.9	-39.16	≤-27	PASS		
	5925~40000	26937.48	-32.41	≤-27	PASS		
11N40SISO	Ant1	5190	30~5140	5139.66	-32.37	≤-27	PASS
			5360~40000	26976.2	-38.06	≤-27	PASS
		5230	30~5140	66.62	-36.06	≤-27	PASS
			5360~40000	25956.95	-37.63	≤-27	PASS
		5270	30~5140	4685.55	-46.19	≤-27	PASS
			5360~40000	26684.06	-37.17	≤-27	PASS
		5310	30~5140	2658.58	-47.56	≤-27	PASS
			5360~40000	5360.72	-35.35	≤-27	PASS
		5510	30~5460	5459.64	-30.29	≤-27	PASS
			5735~40000	25880.75	-38.25	≤-27	PASS
5550	30~5460	5441.9	-42.34	≤-27	PASS		
	5735~40000	26921.32	-37.93	≤-27	PASS		
5670	30~5460	5049.13	-46.69	≤-27	PASS		
	5735~40000	26937.62	-37.68	≤-27	PASS		

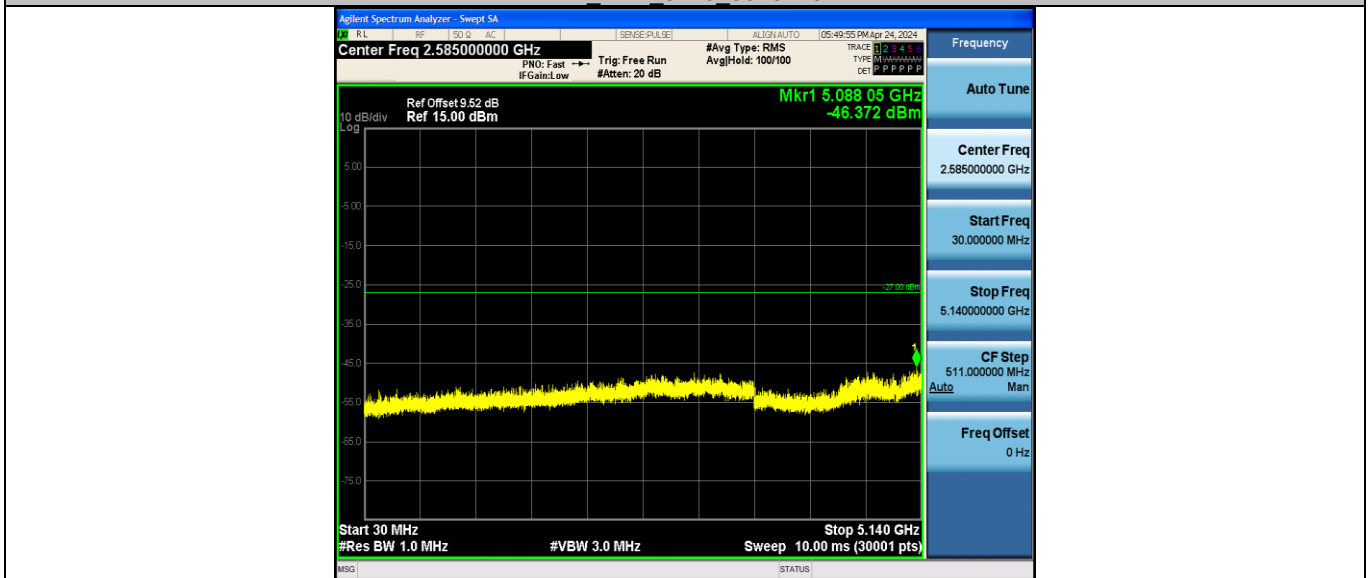
		5755	30~5650	86.01	-39.34	≤ -27	PASS
			5925~40000	26833.51	-32.01	≤ -27	PASS
		5795	30~5650	891.55	-36.13	≤ -27	PASS
			5925~40000	26793.47	-32.16	≤ -27	PASS

Note: The antenna gain and cable loss is compensated in the test plot.

6.17.2 Test Graphs




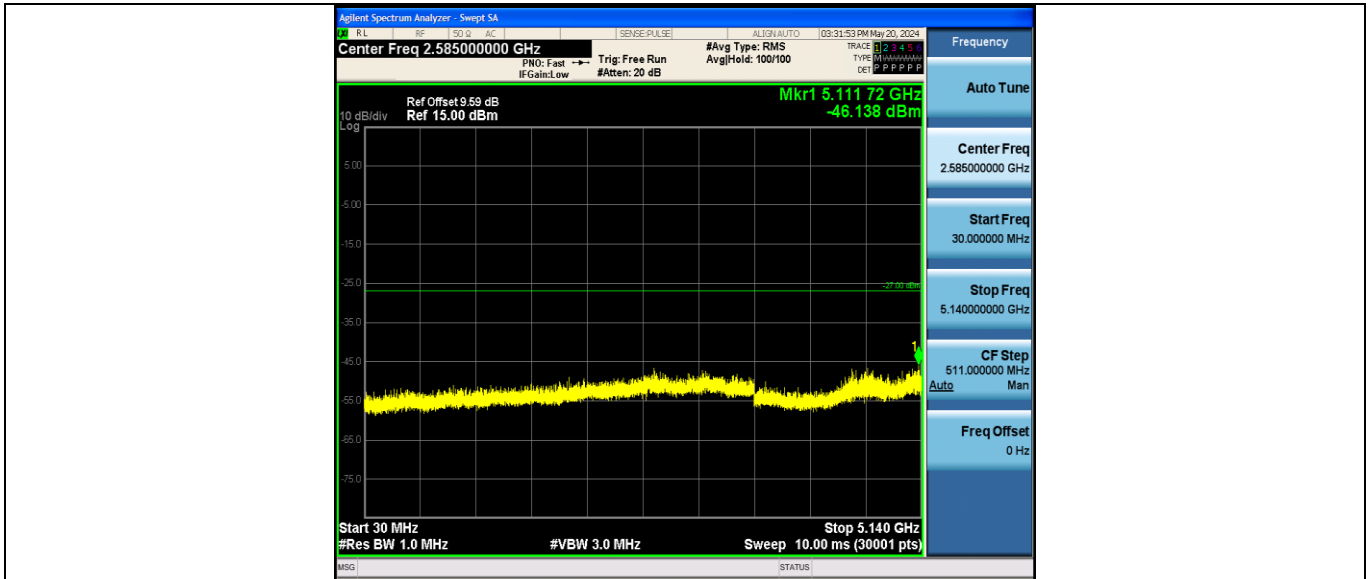
11A Ant1 5240 30~5140



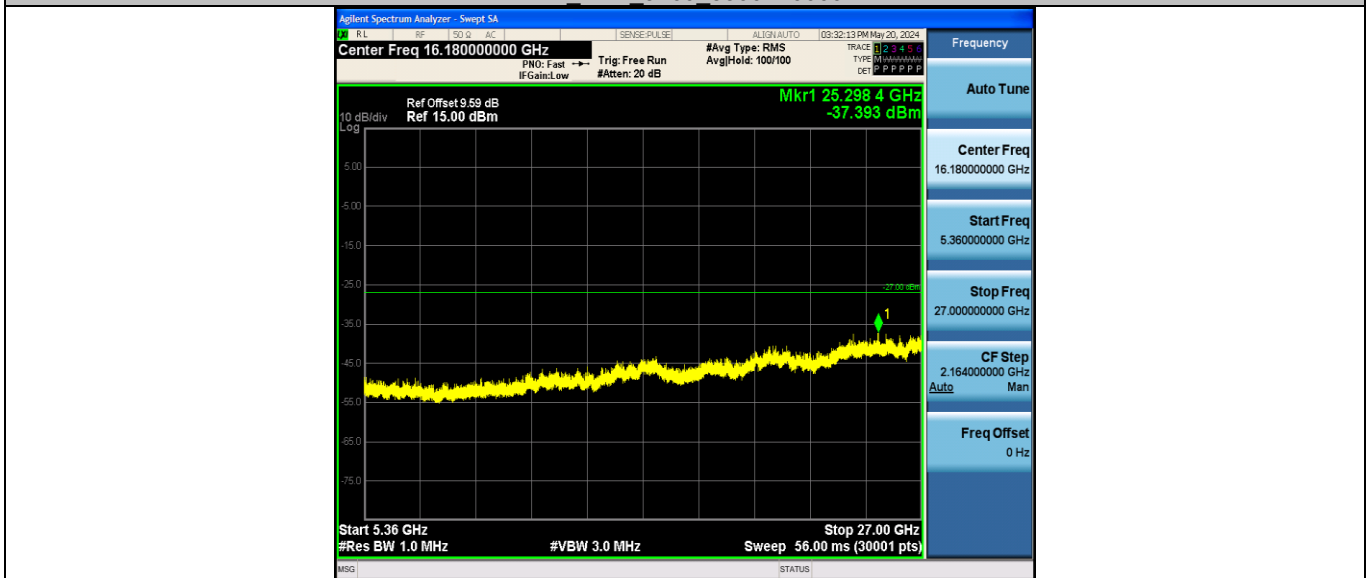
11A Ant1 5240 5360~40000



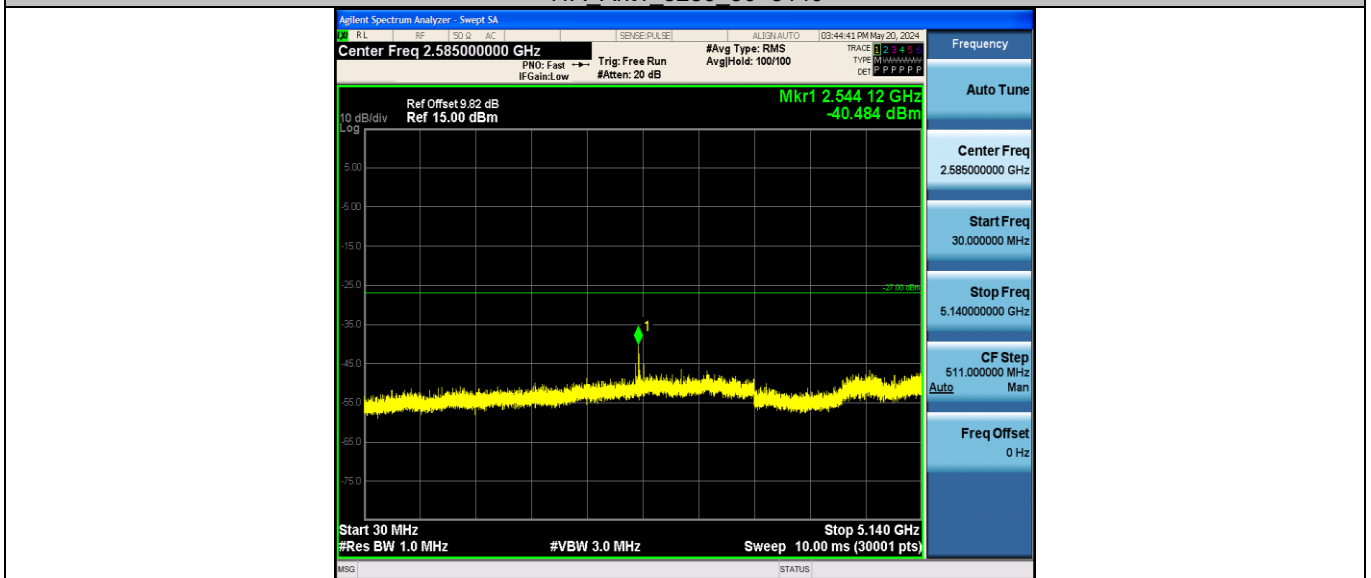
11A Ant1 5260 30~5140



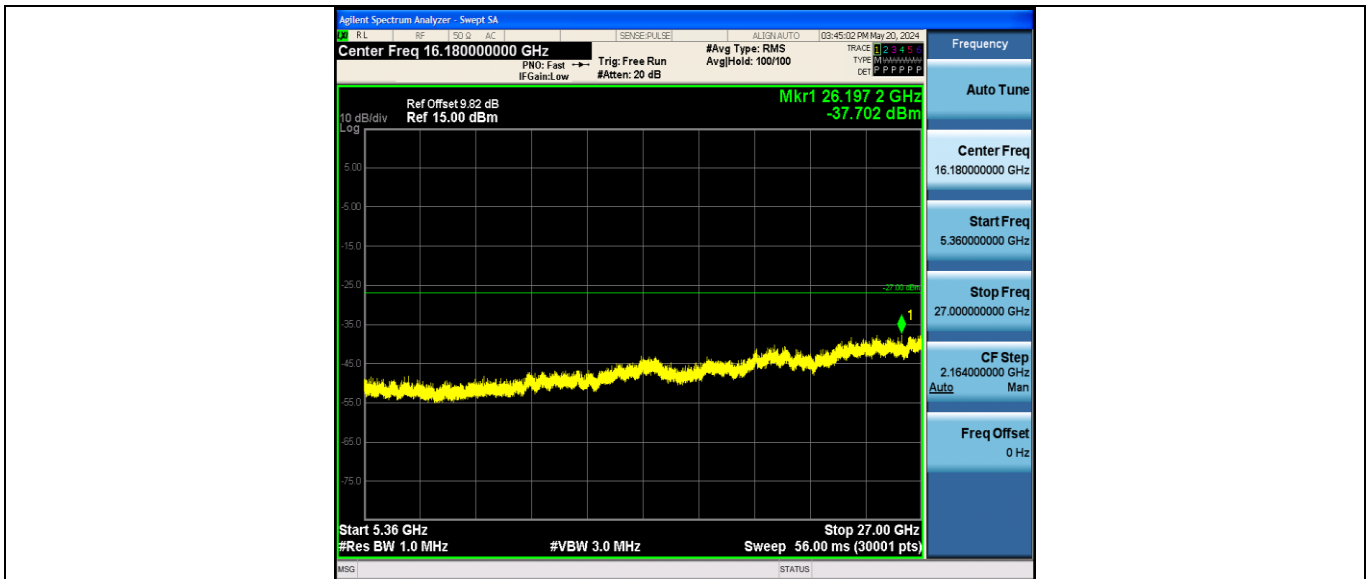
11A_Ant1_5260_5360~40000



11A_Ant1_5280_30~5140



11A_Ant1_5280_5360~40000



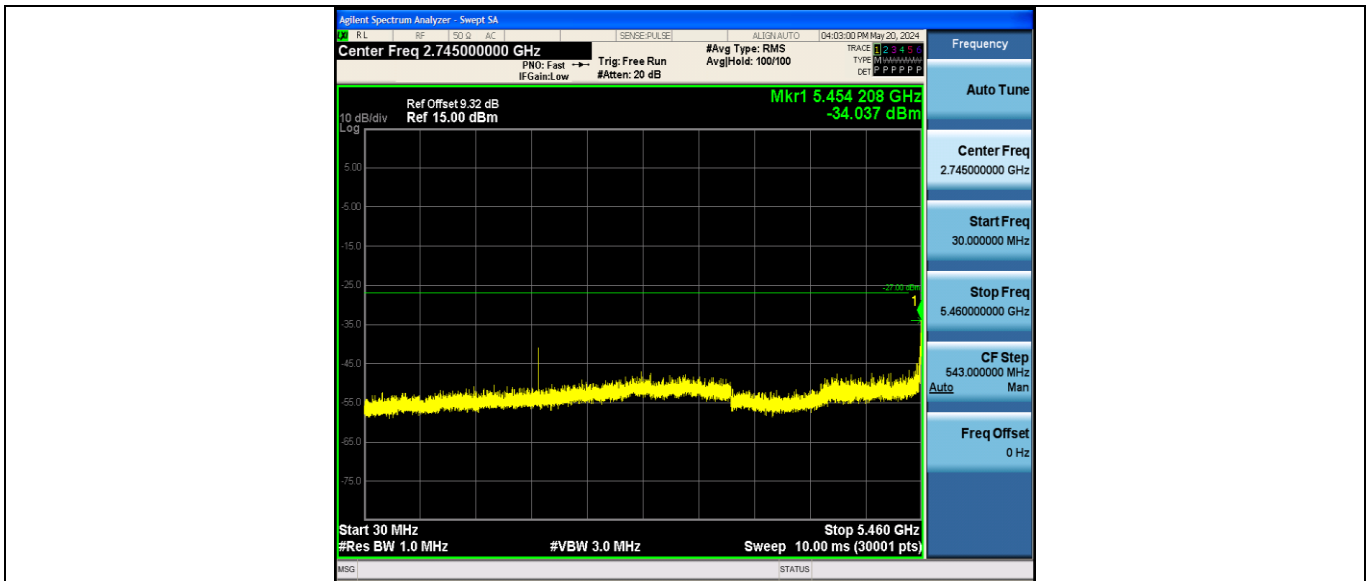
11A Ant1 5320 30~5140



11A Ant1 5320 5360~40000



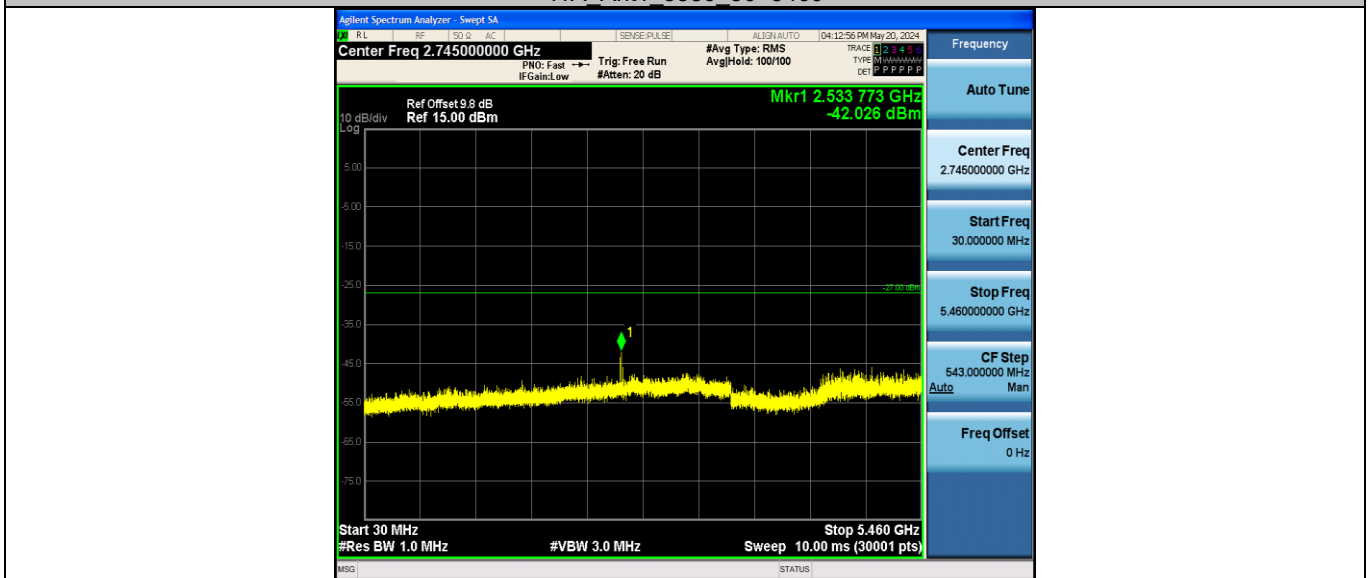
11A Ant1 5500 30~5460



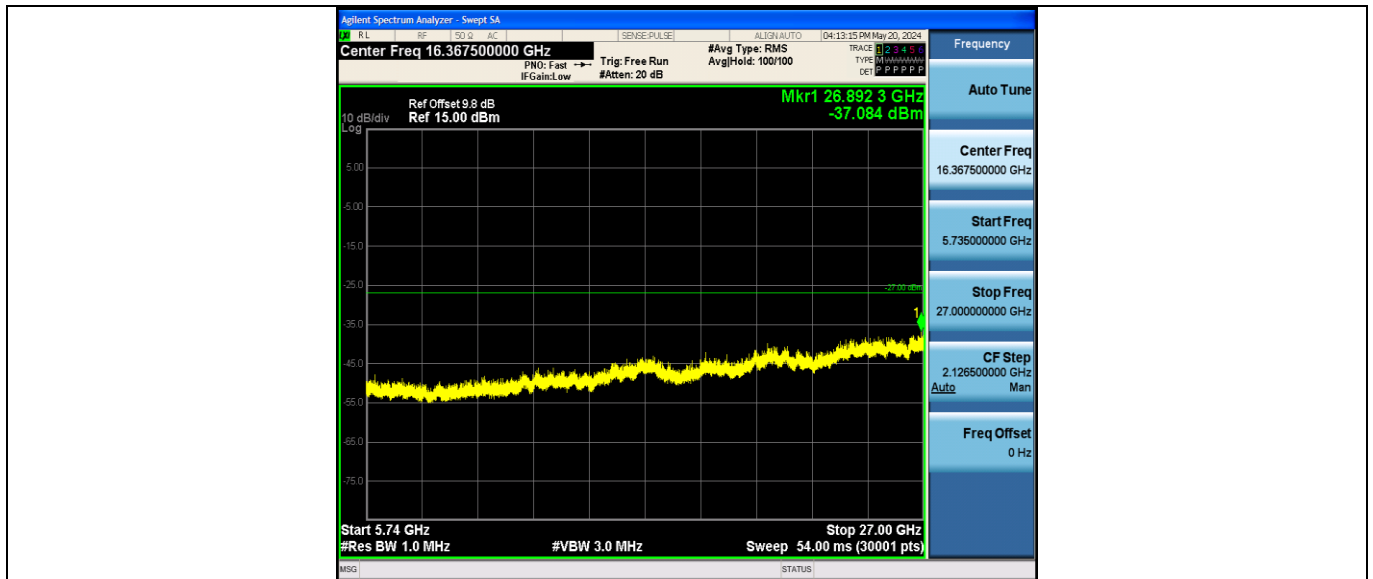
11A_Ant1_5500_5735~4000



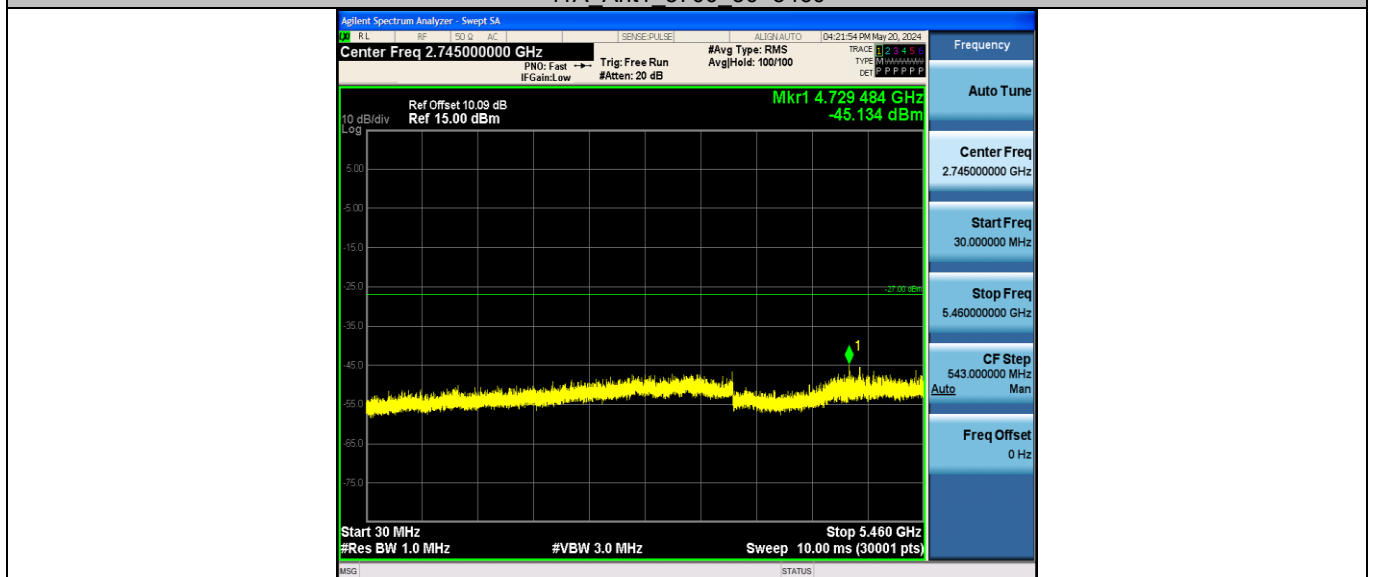
11A_Ant1_5580_30~5460



11A_Ant1_5580_5735~4000



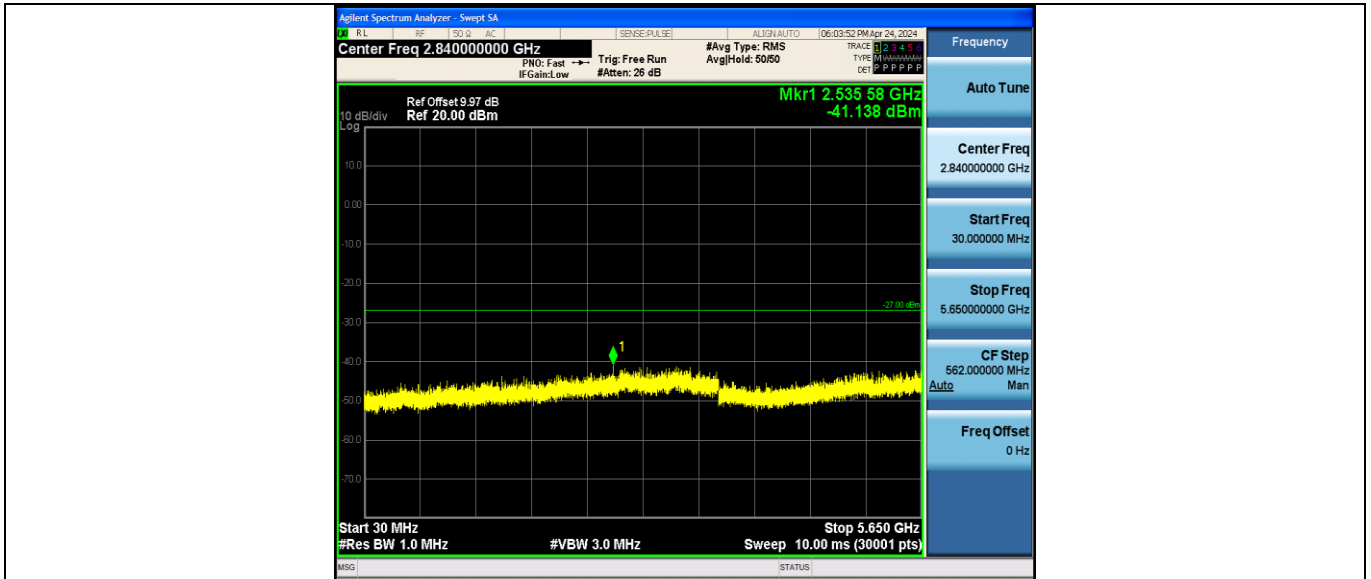
11A_Ant1_5700_30~5460



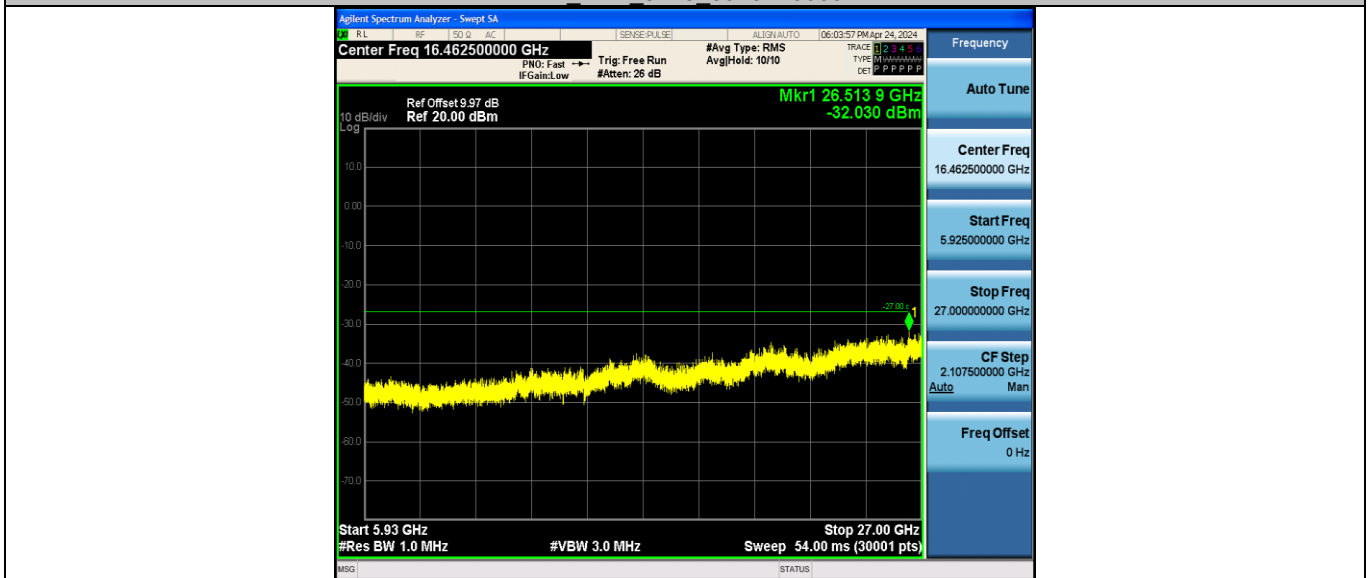
11A_Ant1_5700_5735~40000



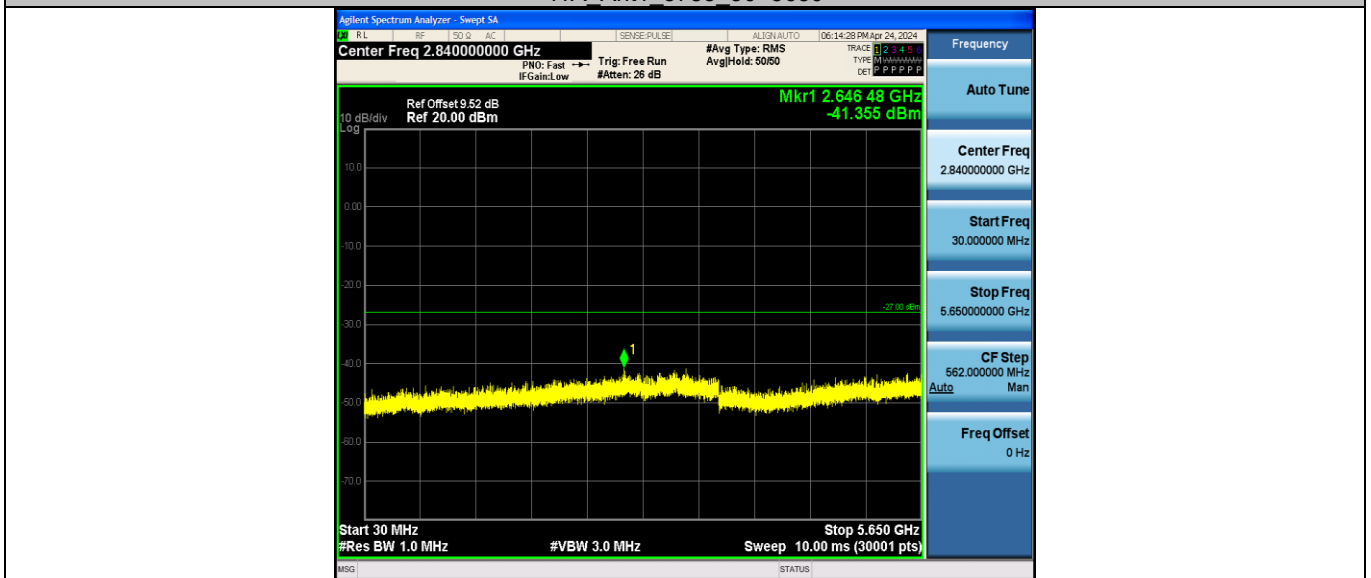
11A_Ant1_5745_30~5650



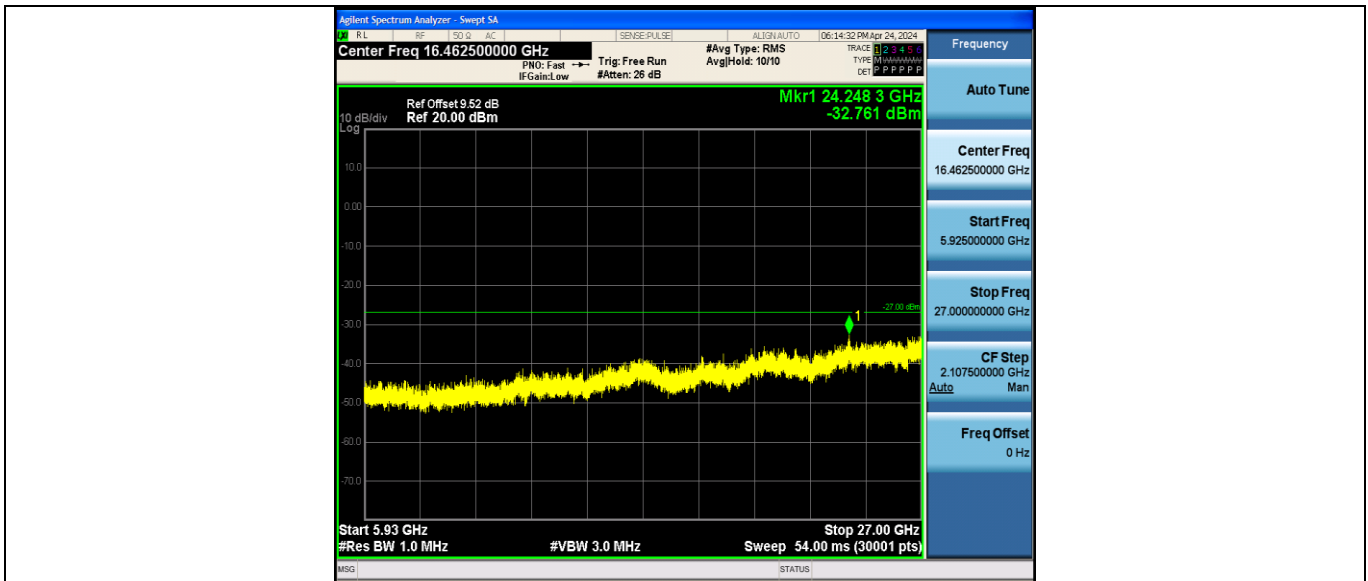
11A_Ant1_5745_5925~4000



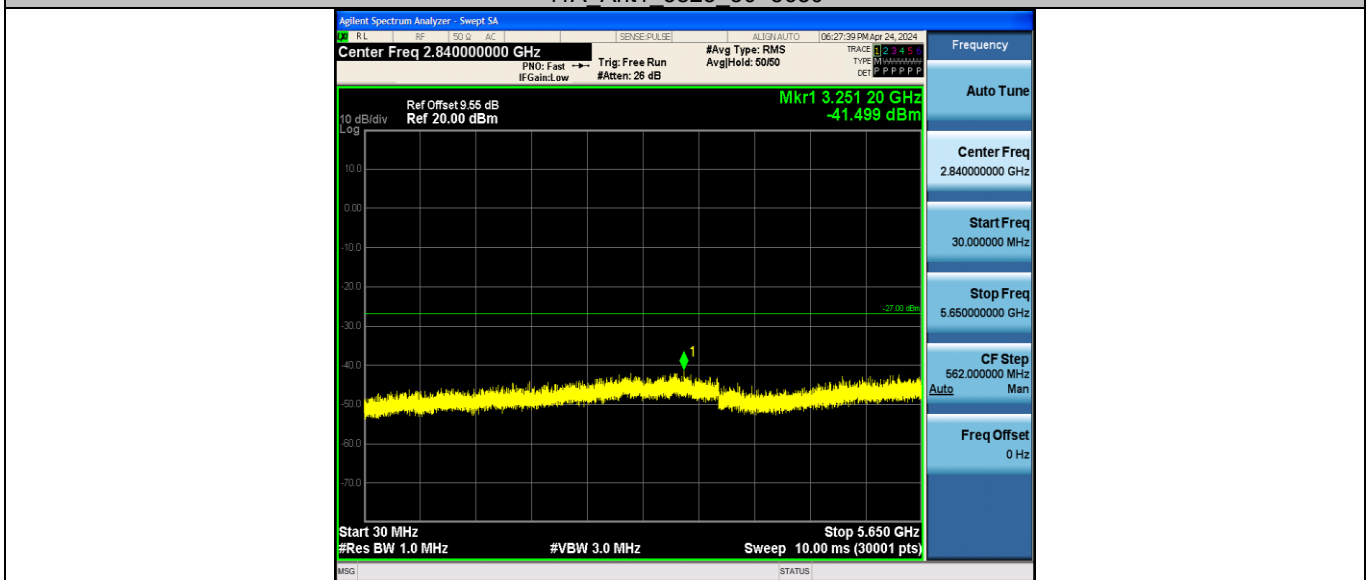
11A_Ant1_5785_30~5650



11A_Ant1_5785_5925~4000



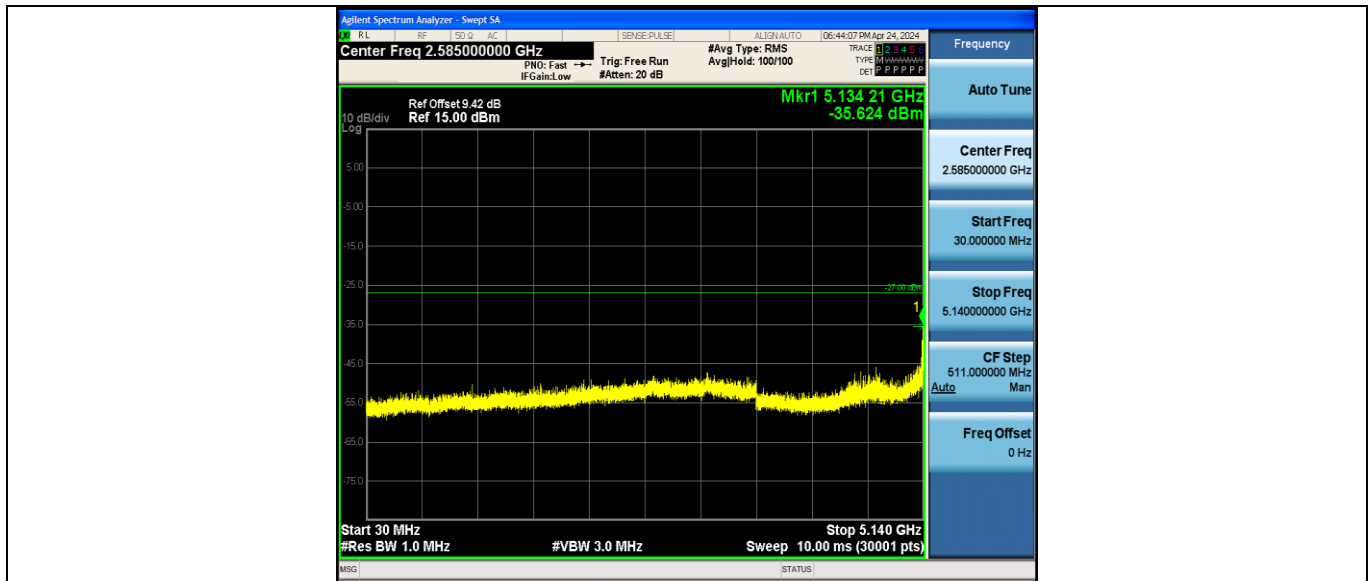
11A_Ant1_5825_30~5650



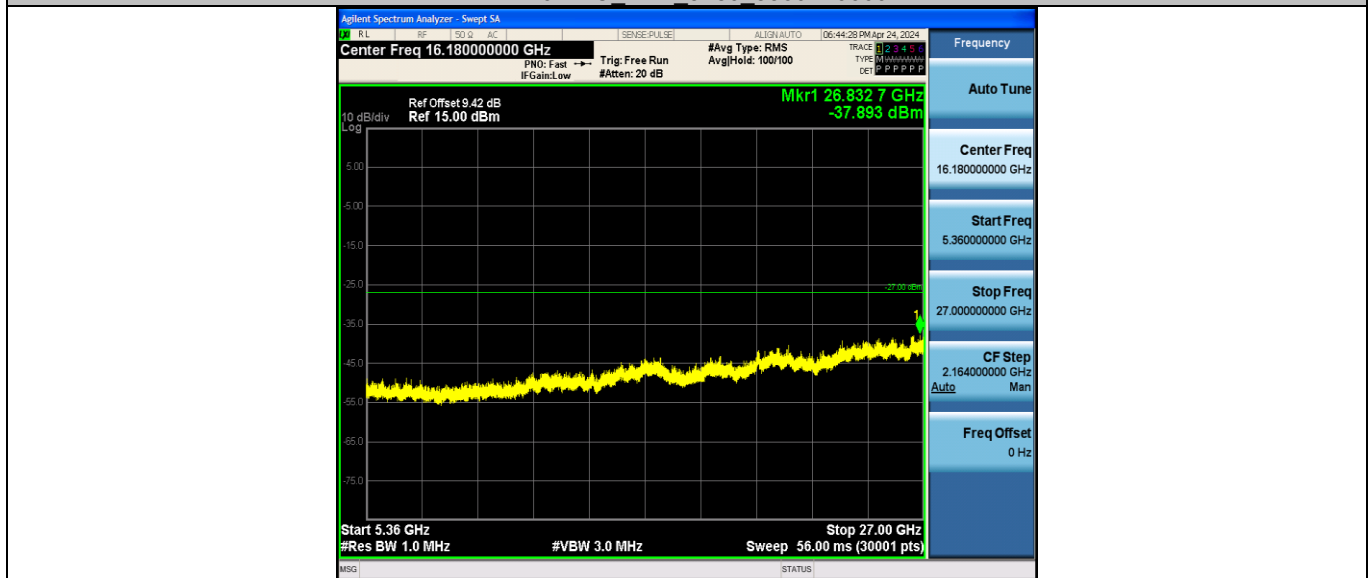
11A_Ant1_5825_5925~40000



11N20SISO_Ant1_5180_30~5140



11N20SISO Ant1 5180_5360~40000



11N20SISO Ant1 5200_30~5140



11N20SISO Ant1 5200_5360~40000