



TEST REPORT

APPLICANT : Linkplay Technology Inc.
PRODUCT NAME : WiiM Ultra Hi-Res Audio Streamer
MODEL NAME : ASR004
BRAND NAME : WiiM
FCC ID : 2BABF-ASR004
STANDARD(S) : 47 CFR Part 15 Subpart E
RECEIPT DATE : 2024-04-19
TEST DATE : 2024-04-26 to 2024-06-01
ISSUE DATE : 2024-06-07



Edited by: Zeng Xiaoying
Zeng Xiaoying (Rapporteur)
Approved by: Shen Junsheng
Shen Junsheng (Supervisor)

NOTE: This document is issued by Shenzhen Morlab Communications Technology Co., Ltd., the test report shall not be reproduced except in full without prior written permission of the company. The test results apply only to the particular sample(s) tested and to the specific tests carried out which is available on request for validation and information confirmed at our website.





DIRECTORY

- 1. Summary of Test Result 4
- 1.1. Testing Applied Standards 5
- 1.2. Test Equipment List 6
- 1.3. Measurement Uncertainty 7
- 1.4. Testing Laboratory 8
- 2. General Description 9
- 2.1. Information of Applicant and Manufacturer 9
- 2.2. Information of EUT 9
- 2.3. Channel List of EUT 10
- 2.4. Test Configuration of EUT 11
- 2.5. Test Conditions 11
- 2.6. Test Setup Layout Diagram 12
- 3. Test Results 15
- 3.1. Antenna Requirement 15
- 3.2. Duty Cycle of Test Signal 16
- 3.3. Maximum Conducted Output Power 17
- 3.4. Emission Bandwidth 19
- 3.5. Peak Power Spectral Density 21
- 3.6. Frequency Stability 22
- 3.7. Dynamic Frequency Selection 23
- 3.8. Conducted Emission 28
- 3.9. Restricted Frequency Bands 29
- 3.10. Radiated Emission 31
- Annex A Test Data and Result 33



Change History		
Version	Date	Reason for change
1.0	2024-06-07	First edition

1. Summary of Test Result

No.	Section	Description	Test Date	Test Engineer	Result	Method Determination /Remark
1	15.203	Antenna Requirement	N/A	N/A	PASS	No deviation
2	ANSI C63.10	Duty Cycle of the Test Signal	May 15&16, 2024	Su Xiaoxian	PASS	No deviation
3	15.407(a)	Maximum Conducted Output Power	May 15, 2024 Jun. 03, 2024	Su Xiaoxian	PASS	No deviation
4	15.407(a)(e)	Emission Bandwidth	May 24&27, 2024	Su Xiaoxian	PASS	No deviation
5	15.407(a)	Peak Power Spectral Density	May 24&27, 2024	Su Xiaoxian	PASS	No deviation
6	15.407(g)	Frequency Stability	May 27, 2024	Su Xiaoxian	PASS	No deviation
7	15.407(h)	DFS	May 23, 2024	Su Xiaoxian	PASS	No deviation
8	15.207	Conducted Emission	May 27, 2024	Wang Deyong	PASS	No deviation
9	15.407(b)	Restricted Frequency Bands	May 25, 2024	Gao Jianrou	PASS	No deviation
10	15.407(b)	Radiated Emission	May 25, 2024	Gao Jianrou	PASS	No deviation

Note 1: The tests of Conducted Emission and Radiated Emission were performed according to the method of measurements prescribed in ANSI C63.10 2013.

Note 2: These RF tests were performed according to the method of measurements prescribed in KDB 789033 D02 v02r01.

Note 3: These RF tests were performed according to the method of measurements prescribed in KDB 905462 D02 UNII DFS Compliance Procedures New Rules v02.

Note 4: Additions to, deviation, or exclusions from the method shall be judged in the "method determination" column of add, deviate or exclude from the specific method shall be explained in the "Remark" of the above table.

Note 5: When the test result is a critical value, we will use the measurement uncertainty give the judgment result based on the 95% confidence intervals.



1.1. Testing Applied Standards

According to the specifications of the manufacturer, the EUT must comply with the requirements of the following standards:

- 47 CFR Part 15 Subpart E Radio Frequency Devices



1.2. Test Equipment List

1.2.1 Conducted Test Equipment

Equipment	Serial No.	Type	Manufacturer	Cal. Date	Due Date
EXA Signal Analyzer	MY53470836	N9010A	Agilent	2024.02.19	2025.02.18
Power Sensor	MY54180008	U2021XA	Agilent	2023.10.17	2024.10.16
Temperature Chamber	12108015	DTL-003S 101	YOMA	2023.09.19	2024.09.18
RF Cable (30MHz-26GHz)	CB01	RF01	Morlab	N/A	N/A
Coaxial Cable	CB02	RF02	Morlab	N/A	N/A
SMA Connector	CN01	RF03	HUBER-SUHNER	N/A	N/A
Attenuator	MTJ6004-10	10dB	MTJ cooperation	N/A	N/A

1.2.2 Conducted Emission Test Equipment

Equipment	Serial No.	Type	Manufacturer	Cal. Date	Due Date
Receiver	MY56400093	N9038A	KEYSIGHT	2024.01.25	2025.01.24
LISN	8127449	NSLK 8127	Schwarzbeck	2024.02.02	2025.02.01
Pulse Limiter (10dB)	VTSD 9561 F-B #206	VTSD 9561-F	Schwarzbeck	2023.06.27	2024.06.26
RF Coaxial Cable (DC-100MHz)	BNC	MRE04	Qualwave	N/A	N/A

1.2.3 List of Software Used

Description	Manufacturer	Software Version
Test System	MaiWei	2.0.0.0
Morlab EMCR	Morlab	V1.2
TS+ -[JS32-CE]	Tonscend	V2.5.0.0

**1.2.4 Radiated Test Equipment**

Equipment	Serial No.	Type	Manufacturer	Cal. Date	Due Date
Receiver	MY54130016	N9038A	Agilent	2023.06.21	2024.06.20
Test Antenna - Bi-Log	9163-519	VULB 9163	Schwarzbeck	2023.07.01	2024.06.30
Test Antenna - Loop	1519-022	FMZB1519	Schwarzbeck	2023.06.26	2024.06.25
Test Antenna – Horn	01774	BBHA 9120D	Schwarzbeck	2023.07.01	2024.06.30
Test Antenna – Horn	BBHA9170 #773	BBHA9170	Schwarzbeck	2023.07.01	2024.06.30
Preamplifier (10MHz-6GHz)	46732	S10M100L38 02	LUCIX CORP.	2023.06.27	2024.06.26
Preamplifier (2GHz-18GHz)	61171/61172	S020180L32 03	LUCIX CORP.	2023.06.27	2024.06.26
Preamplifier (18GHz-40GHz)	DS77209	DCLNA0118-40C-S	Decentest	2023.07.04	2024.07.03
RF Coaxial Cable (DC-18GHz)	MRE001	PE330	Pasternack	2023.06.27	2024.06.26
RF Coaxial Cable (DC-18GHz)	MRE002	CLU18	Pasternack	2023.06.27	2024.06.26
RF Coaxial Cable (DC-18GHz)	MRE003	CLU18	Pasternack	2023.06.27	2024.06.26
RF Coaxial Cable (DC-40GHz)	22290045	QA360-40-K K-0.5	Qualwave	2023.07.04	2024.07.03
RF Coaxial Cable (DC-40GHz)	22290046	QA360-40-K KF-2	Qualwave	2023.07.04	2024.07.03
RF Coaxial Cable (DC-18GHz)	22120181	QA500-18-N N-5	Qualwave	2023.07.04	2024.07.03
Notch Filter	N/A	WRCG-2400-2483.5-60SS	Wainwright	N/A	N/A
Anechoic Chamber	N/A	9m*6m*6m	CRT	2022.05.10	2025.05.09



1.3. Measurement Uncertainty

Test Items	Uncertainty	Remark
Peak Output Power	±2.22dB	Confidence levels of 95%
Power Spectral Density	±2.22dB	Confidence levels of 95%
Bandwidth	±5%	Confidence levels of 95%
Restricted Frequency Bands	±5%	Confidence levels of 95%
Radiated Emission	±2.95dB	Confidence levels of 95%
Conducted Emission	±2.44dB	Confidence levels of 95%

1.4. Testing Laboratory

Laboratory Name	Shenzhen Morlab Communications Technology Co., Ltd.
Laboratory Address	FL.3, Building A, FeiYang Science Park, No.8 LongChang Road, Block 67, BaoAn District, ShenZhen, GuangDong Province, P. R. China
Telephone	+86 755 36698555
Facsimile	+86 755 36698525
FCC Designation Number	CN1192
FCC Test Firm Registration Number	226174



2. General Description

2.1. Information of Applicant and Manufacturer

Applicant	Linkplay Technology Inc.
Applicant Address	8000 Jarvis Avenue Suite #130, Newark, CA 94560
Manufacturer	Linkplay Technology Inc.
Manufacturer Address	8000 Jarvis Avenue Suite #130, Newark, CA 94560

2.2. Information of EUT

Product Name:	WiiM Ultra Hi-Res Audio Streamer
Sample No.:	1#
Hardware Version:	A98D V02+Main Board V02
Software Version:	Linkplay.5.3.613253
Modulation Technology:	OFDM
Modulation Mode:	802.11a, 802.11n (HT20), 802.11n (HT40) 802.11ac (VHT20), 802.11ac (VHT40), 802.11ac (VHT80) 802.11ax (HEW20), 802.11ax (HEW40), 802.11ax (HEW80)
Operating Frequency Range:	5180MHz-5240MHz; 5260MHz-5320MHz; 5500MHz-5720MHz; 5745MHz-5825MHz
Antenna Type:	PIFA Antenna
Antenna Gain:	ANT1: 2.67dBi; ANT2: 2.67dBi

Note 1: The EUT has two antennas that cannot transmit simultaneously. Both of the two antennas were evaluated separately, only the worst test result (ANT1) were recorded in the test report.

Note 2: We use the dedicated software to control the EUT continuous transmission.

Note 3: For a more detailed description, please refer to Specification or User's Manual supplied by the applicant and/or manufacturer.

2.3. Channel List of EUT

(U-NII-1) 5180MHz-5240MHz				
Bandwidth	Channel	Frequency (MHz)	Channel	Frequency (MHz)
20MHz	36	5180	40	5200
	44	5220	48	5240
40MHz	38	5190	46	5230
80MHz	42	5210		
(U-NII-2A) 5260MHz-5320MHz				
Bandwidth	Channel	Frequency (MHz)	Channel	Frequency (MHz)
20MHz	52	5260	56	5280
	60	5300	64	5320
40MHz	54	5270	62	5310
80MHz	58	5290		
(U-NII-2C) 5500MHz-5720MHz				
Bandwidth	Channel	Frequency (MHz)	Channel	Frequency (MHz)
20MHz	100	5500	105	5520
			108	5540
			116	5580
			120	5600
			124	5620
			132	5660
40MHz	140	5700	144	5720
	102	5510	110	5550
	118	5590	126	5630
80MHz	134	5670	142	5710
	106	5530	122	5610
	138	5690		
(U-NII-3) 5745MHz-5825MHz				
Bandwidth	Channel	Frequency (MHz)	Channel	Frequency (MHz)
20MHz	149	5745	153	5765
	157	5785	161	5805
	165	5825		
40MHz	151	5775	159	5795
80MHz	155	5775		

Note 1: The black bold channels were selected for test.



2.4. Test Configuration of EUT

2.4.1. Modulation Type and Data Rate of EUT

Mode	Bandwidth (MHz)	Modulation Technology	Modulation Type	Data Rate	RU Size
802.11a	20	OFDM	BPSK	6/9/12/18/24/36/48/54Mbps	N/A
			QPSK		
			16QAM		
			64QAM		
802.11n	20/40 (HT20/40)	OFDM	BPSK	MCS0~MCS7	N/A
			QPSK		
			16QAM		
			64QAM		
802.11ac	20/40/80 (VHT20/40/80)	OFDM	BPSK	MCS0~MCS9	N/A
			QPSK		
			16QAM		
			64QAM		
			256QAM		
802.11ax	20/40/80 (HEW20/40/80)	OFDM/ OFDMA	BPSK	MCS0~MCS11	26/52/106/242/484
			QPSK		
			16QAM		
			64QAM		
			256QAM		
			1024QAM		

Note1: The worst-case mode (bold face) in all data rates has been determined during the pre-scan, only the test data of the worst-case were recorded in this report.

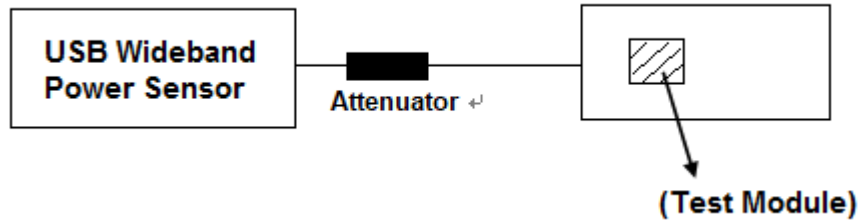
2.5. Test Conditions

Temperature (°C)	15–35
Relative Humidity (%)	30–60
Atmospheric Pressure (kPa)	86–106

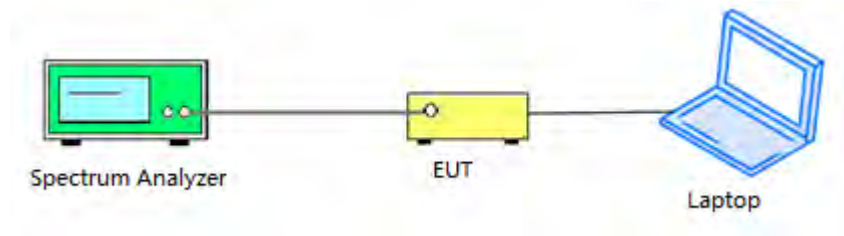
2.6. Test Setup Layout Diagram

2.6.1. Conducted Measurement

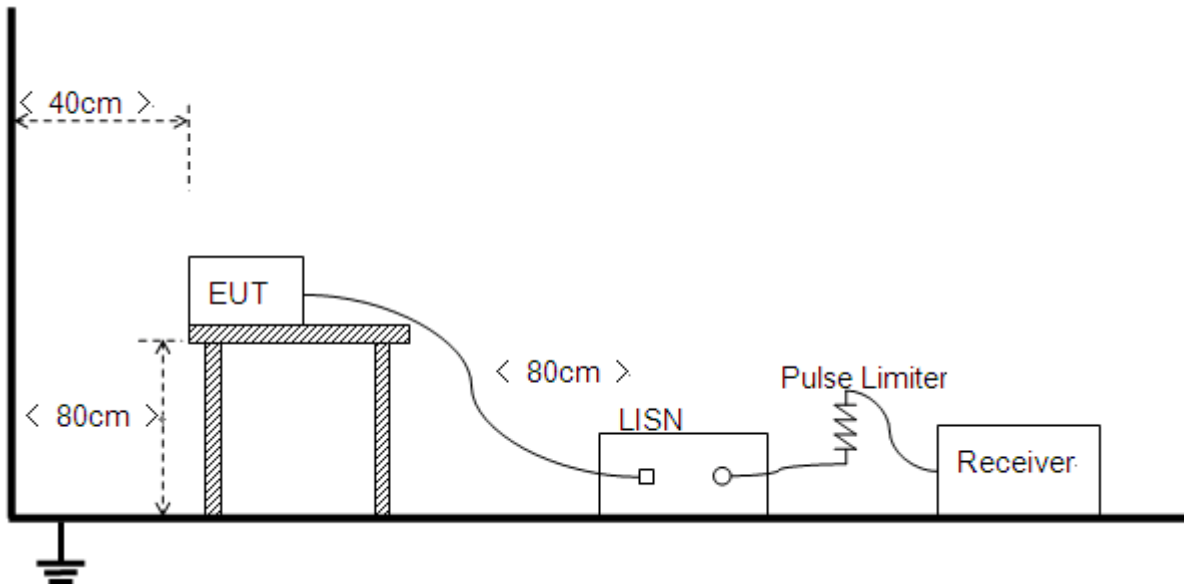
For power item that BW below 80MHz system:



For power item that BW equal or above 80MHz and other items:

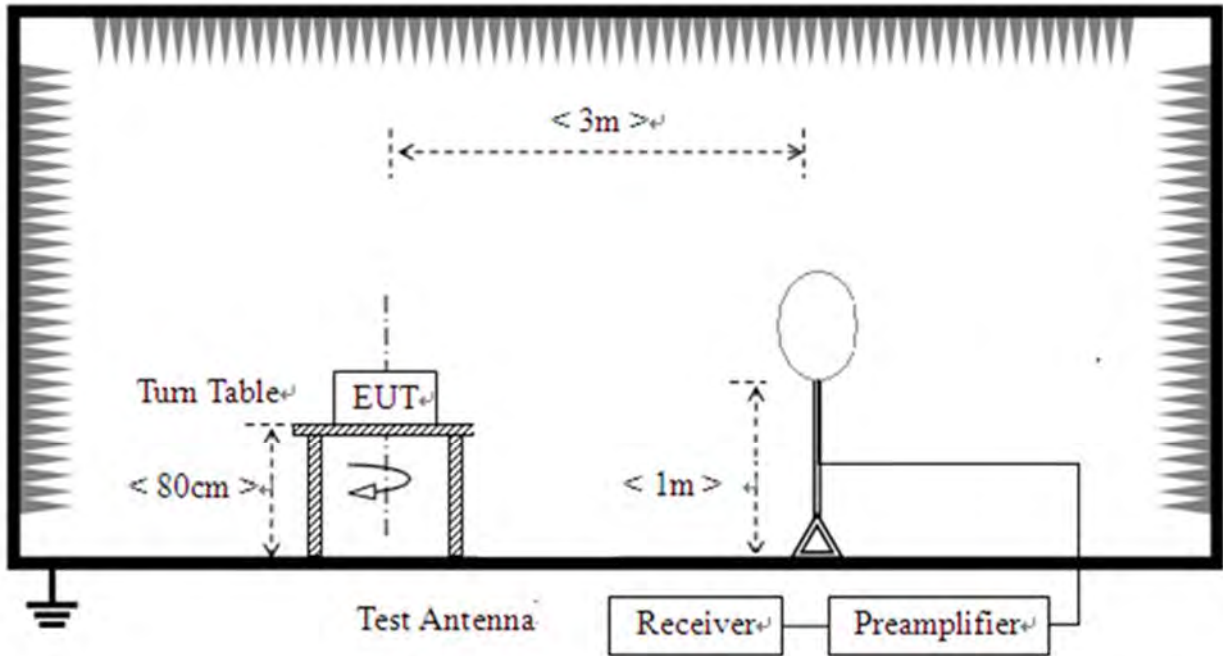


2.6.2. Conducted Emission Measurement

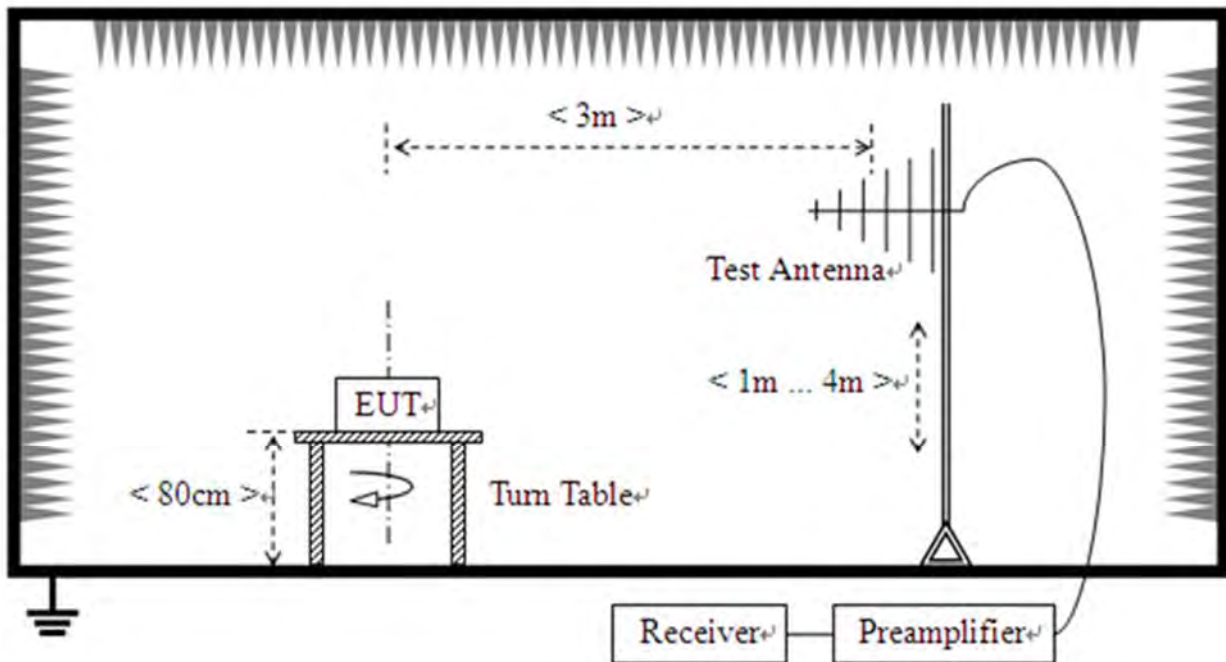


2.6.3.Radiation Measurement

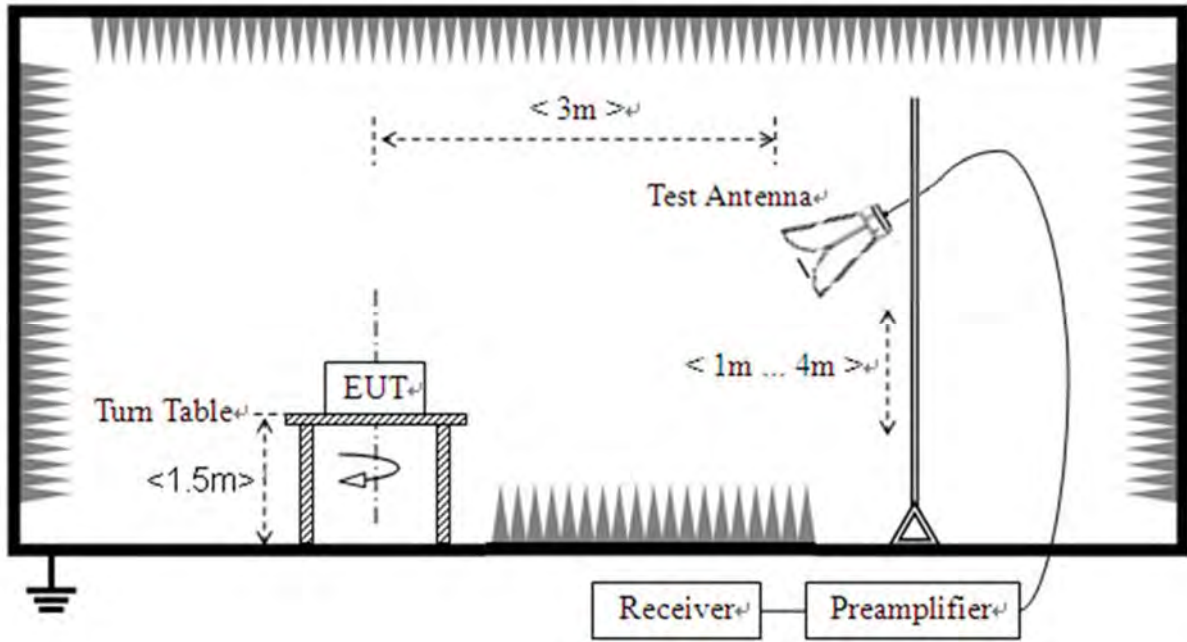
1) For radiated emissions from 9kHz to 30MHz



2) For radiated emissions from 30MHz to 1GHz



3) For radiated emissions above 1GHz





3. Test Results

3.1. Antenna Requirement

3.1.1. Requirement

According to FCC 15.203, an intentional radiator shall be designed to ensure that no antenna other than that furnished by the responsible party shall be used with the device. The use of a permanently attached antenna or of an antenna that uses a unique coupling to the intentional radiator shall be considered sufficient to comply with the provisions of this section.

3.1.2. Test Result

The EUT has a PIFA antenna coupled with the I-PEX connector. Please refer to the EUT internal photos.



3.2. Duty Cycle of Test Signal

3.2.1. Requirement

Preferably, all measurements of maximum conducted (average) output power will be performed with the EUT transmitting continuously (i.e., with a duty cycle of greater than or equal to 98%). When continuous operation cannot be realized, then the use of sweep triggering/signal gating techniques can be used to ensure that measurements are made only during transmissions at the maximum power control level. Such sweep triggering/signal gating techniques will require knowledge of the minimum transmission duration (T) over which the transmitter is on and is transmitting at its maximum power control level for the tested mode of operation. Sweep triggering/signal gating techniques can then be used if the measurement/sweep time of the analyzer can be set such that it does not exceed T at any time that data are being acquired (i.e., no transmitter OFF-time is to be considered).

When continuous transmission cannot be achieved and sweep triggering/signal gating cannot be implemented, alternative procedures are provided that can be used to measure the average power; however, they will require an additional measurement of the transmitter duty cycle (D). Within this sub clause, the duty cycle refers to the fraction of time over which the transmitter is ON and is transmitting at its maximum power control level. The duty cycle is considered to be constant if variations are less than $\pm 2\%$; otherwise, the duty cycle is considered to be non constant.

3.2.2. Test Result

Refer to Annex A.1 in this report.



3.3. Maximum Conducted Output Power

3.3.1. Requirement

(1) For client devices in the 5.15-5.25 GHz band, the maximum conducted output power over the frequency band of operation shall not exceed 250mW provided the maximum antenna gain does not exceed 6dBi.

(2) For the 5.25-5.35 GHz and 5.47-5.725 GHz bands, the maximum conducted output power over the frequency bands of operation shall not exceed the lesser of 250mW or $11\text{dBm} + 10 \log B$, where B is the 26 dB emission bandwidth in megahertz.

(3) For the band 5.725-5.85 GHz, the maximum conducted output power over the frequency band of operation shall not exceed 1 W.

If transmitting antennas of directional gain greater than 6dBi are used, the maximum conducted output power shall be reduced by the amount in dB that the directional gain of the antenna exceeds 6dBi.

(4) According to KDB662911D01 Measure-and-sum technique, the conducted emission level (e.g., transmit power or power in specified bandwidth) is measured at each antenna port. The measured results at the various antenna ports are then summed mathematically to determine the total emission level from the device. Summing is performed in units that are directly proportional to power.

(5) According to KDB 662911 D01, the directional gain = $G_{\text{ANT}} + 10\log(N_{\text{ANT}})\text{dBi}$, where G_{ANT} is the antenna gain in dBi, N_{ANT} is the number of outputs.

3.3.2. Test Procedures

The EUT (Equipment under the test) which is coupled to the USB Wideband Power Sensor; the RF load attached to the EUT antenna terminal is 50Ohm; the path loss as the factor is calibrated to correct the reading, all test result in USB Wideband Power Sensor.

For ac (VHT80) mode power

The EUT (Equipment under the test) is coupled to the Spectrum analyzer; the RF load attached to the EUT antenna terminal is 50Ohm; the path loss as the factor is calibrated to correct the reading, all test result in Spectrum analyzer.



REPORT No.: SZ24040157W04

3.3.3. Test Setup Layout

Refer to chapter 2.6.1 in this report.

3.3.4. Test Result

Refer to Annex A.2 in this report.



3.4. Emission Bandwidth

3.4.1. Requirement

For purposes of this subpart the emission bandwidth shall be determined by measuring the width of the signal between two points, one below the carrier center frequency and one above the carrier center frequency, that are 26 dB down relative to the maximum level of the modulated carrier. Determination of the emissions bandwidth is based on the use of measurement instrumentation employing a peak detector function with an instrument resolution bandwidth approximately equal to 1.0 percent of the emission bandwidth of the device under measurement. Within the 5.725-5.85 GHz band, the minimum 6 dB bandwidth of U-NII devices shall be at least 500 kHz.

3.4.1. Test Procedures

1. KDB 789033 Section C) 1) Emission Bandwidth was used in order to prove compliance
 - a) Set RBW = approximately 1% of the emission bandwidth.
 - b) Set VBW > RBW.
 - c) Detector = Peak.
 - d) Trace mode = max hold.
 - e) Measure the maximum width of the emission that is 26 dB down from the peak of the emission. Compare this with the RBW setting of the analyzer. Readjust RBW and repeat measurement as needed until the RBW/EBW ratio is approximately 1%.
2. KDB 789033 Section C) 2) minimum emission bandwidth for the band 5.725-5.85GHz was used in order to prove compliance.

Section 15.407(e) specifies the minimum 6 dB emission bandwidth of at least 500 KHz for theband5.715-5.85 GHz. The following procedure shall be used for measuring this bandwidth:

 - a) Set RBW = 100 kHz.
 - b) Set video bandwidth (VBW) $\geq 3 \times$ RBW.
 - c) Detector = Peak.
 - d) Trace mode = max hold.
 - e) Sweep = auto couple.
 - f) Allow the trace to stabilize.
 - g) Measure the maximum width of the emission that is constrained by the frequencies associated with the two outermost amplitude points (upper and lower frequencies) that are attenuated by 6 dB relative to the maximum level measured in the fundamental emission.



REPORT No.: SZ24040157W04

3.4.2. Test Setup Layout

Refer to chapter 2.6.1 in this report.

3.4.3. Test Result

Refer to Annex A.3 in this report.



3.5. Peak Power Spectral Density

3.5.1. Requirement

(1) For client devices in the 5.15-5.25 GHz band, the maximum power spectral density shall not exceed 11dBm in any 1 megahertz band.

(2) For the 5.25-5.35 GHz and 5.47-5.725 GHz bands, the maximum power spectral density shall not exceed 11dBm in any 1 megahertz band.

(3) For the band 5.725-5.85 GHz, the maximum power spectral density shall not exceed 30dBm in any 500kHz band.

If transmitting antennas of directional gain greater than 6dBi are used, the maximum power spectral density shall be reduced by the amount in dB that the directional gain of the antenna exceeds 6dBi.

(4) According to KDB662911D01 Measure-and-sum technique, the conducted emission level (e.g., transmit power or power in specified bandwidth) is measured at each antenna port. The measured results at the various antenna ports are then summed mathematically to determine the total emission level from the device. Summing is performed in units that are directly proportional to power.

(5) According to KDB 662911 D01, the directional gain = $G_{ANT} + 10\log(N_{ANT})$ dBi, where G_{ANT} is the antenna gain in dBi, N_{ANT} is the number of outputs.

3.5.2. Test Procedures

KDB 789033 Section F) Maximum Power Spectral Density (PSD) Method SA-3 was used in order to prove compliance

- 1) Set span to encompass the entire 26-dB emission bandwidth
- 2) Set RBW = 1MHz. Set VBW \geq 3MHz
- 3) Number of points in sweep \geq 2 Span / RBW. Sweep time = auto
- 4) Detector = Average
- 5) Trace mode=Max hold

Record the max value

3.5.3. Test Setup Layout

Refer to chapter 2.6.1 in this report.

3.5.4. Test Result

Refer to Annex A.4 in this report.



3.6. Frequency Stability

3.6.1. Requirement

Manufacturers of U-NII devices are responsible for ensuring frequency stability such that an emission is maintained within the band of operation under all conditions of normal operation as specified in the user's manual.

3.6.2. Test Procedures

The EUT was placed inside of an environmental chamber as the temperature in the chamber was varied between 5°C to 40°C. The temperature was incremented by 10° intervals and the unit was allowed to stabilize at each temperature before each measurement. The center frequency of the transmitting channel was evaluated at each temperature and the frequency deviation from the channel's center frequency was recorded. Data for the worst case channel is shown below.

3.6.3. Test Result

Refer to Annex A.5 in this report.



3.7. Dynamic Frequency Selection

3.7.1. Requirement

According to FCC section 15.407(h), (1) Transmit power control (TPC). U-NII devices operating in the 5.25-5.35 GHz band and the 5.47-5.725 GHz band shall employ a TPC mechanism. The U-NII device is required to have the capability to operate at least 6 dB below the mean EIRP value of 30 dBm. A TPC mechanism is not required for systems with an e.i.r.p. of less than 500 mW. (2) Radar Detection Function of Dynamic Frequency Selection (DFS). U-NII devices operating with any part of its 26 dB emission bandwidth in the 5.25-5.35 GHz and 5.47-5.725 GHz bands shall employ a DFS radar detection mechanism to detect the presence of radar systems and to avoid co-channel operation with radar systems. Operators shall only use equipment with a DFS mechanism that is turned on when operating in these bands. The device must sense for radar signals at 100 percent of its emission bandwidth. The minimum DFS detection threshold for devices with a maximum e.i.r.p. of 200 mW to 1 W is -64 dBm. For devices that operate with less than 200 mW e.i.r.p. and a power spectral density of less than 10 dBm in a 1 MHz band, the minimum detection threshold is -62 dBm. The detection threshold is the received power averaged over 1 microsecond referenced to a 0 dBi antenna. For the initial channel setting, the manufacturers shall be permitted to provide for either random channel selection or manual channel selection.

A U-NII network will employ a DFS function to detect signals from radar systems and to avoid co-channel operation with these systems. This applies to the 5250-5350 MHz and/or 5470-5725 MHz bands.1

Within the context of the operation of the DFS function, a U-NII device will operate in either Master Mode or Client Mode. U-NII devices operating in Client Mode can only operate in a network controlled by a U-NII device operating in Master Mode.2

Tables 1 and 2 shown below summarize the information contained in sections 5.1.1 and 5.1.2.

Table 1: Applicability of DFS Requirements Prior to Use of a Channel

Requirement	Operational Mode		
	Master	Client Without Radar Detection	Client With Radar Detection
Non-Occupancy Period	Yes	Not required	Yes
DFS Detection Threshold	Yes	Not required	Yes
Channel Availability Check Time	Yes	Not required	Not required
U-NII Detection Bandwidth	Yes	Not required	Yes

Table 2: Applicability of DFS requirements during normal operation

Requirement	Operational Mode	
	Master	Client Without Radar Detection



DFS Detection Threshold	Yes	Not required
Channel Closing Transmission Time	Yes	Yes
Channel Move Time	Yes	Yes
U-NII Detection Bandwidth	Yes	Not required

Additional requirements for devices with multiple bandwidth modes	Master Device or Client with Radar Detection	Client Without Radar Detection
U-NII Detection Bandwidth and Statistical Performance Check	All BW modes must be tested	Not required
Channel Move Time and Channel Closing Transmission Time	Test using widest BW mode available	Test using the widest BW mode available for the link
All other tests	Any single BW mode	Not required
Note: Frequencies selected for statistical performance check (Section 7.8.4) should include several frequencies within the radar detection bandwidth and frequencies near the edge of the radar detection bandwidth. For 802.11 devices it is suggested to select frequencies in each of the bonded 20 MHz channels and the channel center frequency.		

The operational behavior and individual DFS requirements that are associated with these modes are as follows:

Master Devices

- a) The Master Device will use DFS in order to detect Radar Waveforms with received signal strength above the DFS Detection Threshold in the 5250 – 5350 MHz and 5470 – 5725 MHz bands. DFS is not required in the 5150 – 5250 MHz or 5725 – 5825 MHz bands.
- b) Before initiating a network on a Channel, the Master Device will perform a Channel Availability Check for specified time duration (Channel Availability Check Time) to ensure that there is no radar system operating on the Channel, using DFS described under subsection a) above.
- c) The Master Device initiates a U-NII network by transmitting control signals that will enable other U-NII devices to Associate with the Master Device.
- d) During normal operation, the Master Device will monitor the Channel (In-Service Monitoring) to ensure that there is no radar system operating on the Channel, using DFS described under a).
- e) If the Master Device has detected a Radar Waveform during In-Service Monitoring as described under d), the Operating Channel of the U-NII network is no longer an Available Channel. The Master Device will instruct all associated Client Device(s) to stop transmitting on this Channel within the Channel Move Time. The transmissions during the Channel Move Time will be limited to the Channel Closing Transmission Time.
- f) Once the Master Device has detected a Radar Waveform it will not utilize the Channel for the duration of the Non-Occupancy Period. 3.
- g) If the Master Device delegates the In-Service Monitoring to a Client Device, then the



combination will be tested to the requirements described under d) through f) above.

Client Devices

- a) A Client Device will not transmit before having received appropriate control signals from a Master Device.
- b) A Client Device will stop all its transmissions whenever instructed by a Master Device to which it is associated and will meet the Channel Move Time and Channel Closing Transmission Time requirements. The Client Device will not resume any transmissions until it has again received control signals from a Master Device.
- c) If a Client Device is performing In-Service Monitoring and detects a Radar Waveform above the DFS Detection Threshold, it will inform the Master Device. This is equivalent to the Master Device detecting the Radar Waveform and d) through f) of section 5.1.1 apply.
- d) Irrespective of Client Device or Master Device detection the Channel Move Time and Channel Closing Transmission Time requirements remain the same.
- e) The client test frequency must be monitored to ensure no transmission of any type has occurred for 30 minutes. Note: If the client moves with the master, the device is considered compliant if nothing appears in the client non-occupancy period test. For devices that shut down (rather than moving channels), no beacons should appear.

DFS Detection Thresholds

Table 3 below provides the DFS Detection Thresholds for Master Devices as well as Client Devices incorporating In-Service Monitoring.

Table 3: DFS Detection Thresholds for Master Devices and Client Devices with Radar Detection

Maximum Transmit Power	Value (See Notes 1, 2, and 3)
EIRP ≥ 200 mill watt	-64 dBm
EIRP < 200 mill watt and power spectral density < 10 dBm/MHz	-62 dBm
EIRP < 200 mill watt that do not meet the power spectral density requirement	-64 dBm
<p>Note 1: This is the level at the input of the receiver assuming a 0 dBi receive antenna.</p> <p>Note 2: Throughout these test procedures an additional 1 dB has been added to the amplitude of the test transmission waveforms to account for variations in measurement equipment. This will ensure that the test signal is at or above the detection threshold level to trigger a DFS response.</p> <p>Note3: EIRP is based on the highest antenna gain. For MIMO devices refer to KDB Publication 662911 D01.</p>	

Response Requirements

Table 4 provides the response requirements for Master and Client Devices incorporating DFS.

Table 4: DFS Response Requirement Values

Parameter	Value
-----------	-------

Non-occupancy period	Minimum 30 minutes
Channel Availability Check Time	60 seconds
Channel Move Time	10 seconds See Note 1.
Channel Closing Transmission Time	200 milliseconds + an aggregate of 60 milliseconds over remaining 10 second period. See Notes 1 and 2.
U-NII Detection Bandwidth	Minimum 100% of the U-NII 99% transmission power bandwidth. See Note 3.

Note 1: Channel Move Time and the Channel Closing Transmission Time should be performed with Radar Type 0. The measurement timing begins at the end of the Radar Type 0 burst.

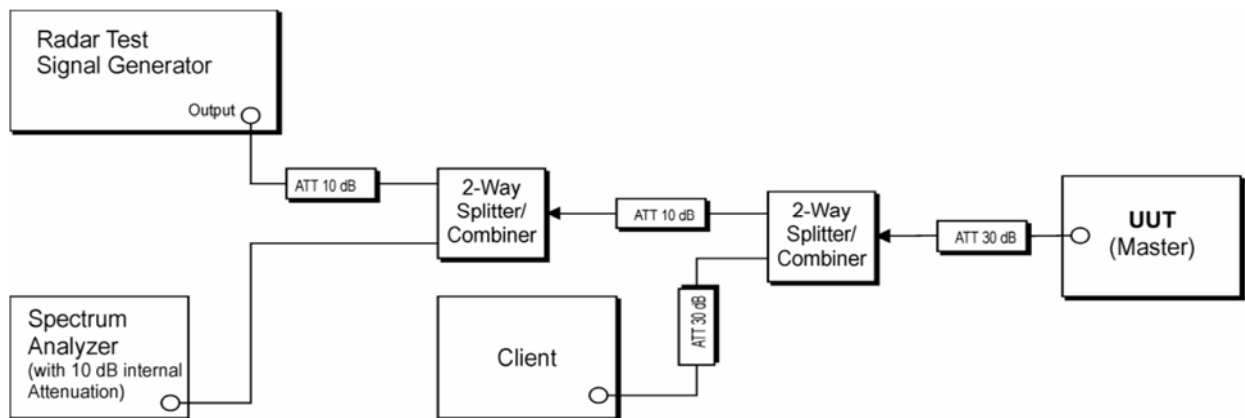
Note 2: The Channel Closing Transmission Time is comprised of 200 milliseconds starting at the beginning of the Channel Move Time plus any additional intermittent control signals required to facilitate a Channel move (an aggregate of 60 milliseconds) during the remainder of the 10 second period. The aggregate duration of control signals will not count quiet periods in between transmissions.

Note 3: During the U-NII Detection Bandwidth detection test, radar type 0 should be used. For each frequency step the minimum percentage of detection is 90 percent. Measurements are performed with no data traffic.

3.7.2. Test Description

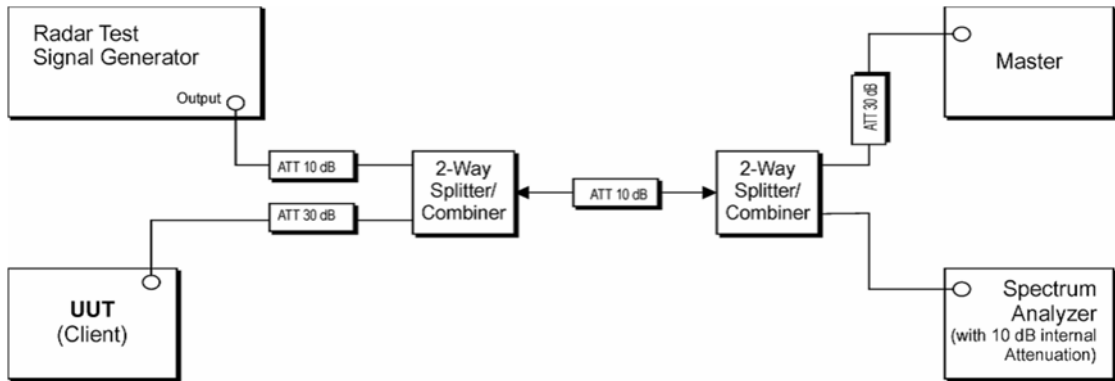
According to Section 7.2 of KDB 905462 D02 V01R01

1. Setup for Master with injection at the Master



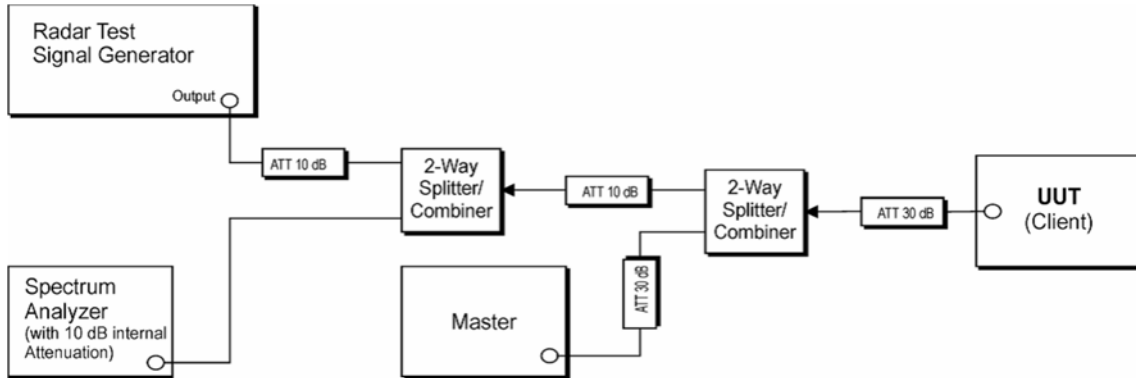
(Example Conducted Setup where UUT is a Master and Radar Test Waveforms are injected into the Master)

2. Setup for Client with injection at the Master



(Example Conducted Setup where UUT is a Client and Radar Test Waveforms are injected into the Master)

3. Setup for Client with injection at the Client



(Example Conducted Setup where UUT is a Client and Radar Test Waveforms are injected into the Client)

3.7.3. Information of Companion Device

Product Name:	Router
Manufacturer:	ASUS
FCC ID:	MSQ-RTAXJF00
Device Type:	Master Device
Operating Mode:	Master Mode
Serial No:	M3IAJF201046
Antenna Gain:	2.0dBi

3.7.4. Test Result

Refer to Annex A.6 in this report.



3.8. Conducted Emission

3.8.1. Requirement

According to FCC section 15.207, for an intentional radiator that is designed to be connected to the public utility (AC) power line, the radio frequency voltage that is conducted back onto the AC power line on any frequency within the band 150kHz to 30MHz shall not exceed the limits in the following table, as measured using a 50 μ H/50 Ω line impedance stabilization network (LISN).

Frequency Range (MHz)	Conducted Limit (dB μ V)	
	Quai-peak	Average
0.15 - 0.50	66 to 56	56 to 46
0.50 - 5	56	46
5 - 30	60	50

Note:

- (a) The lower limit shall apply at the band edges.
- (b) The limit decreases linearly with the logarithm of the frequency in the range 0.15 - 0.50MHz.

3.8.2. Test Procedures

The Table-top EUT was placed upon a non-metallic table 0.8m above the horizontal metal reference ground plane. EUT was connected to LISN and LISN was connected to reference Ground Plane. EUT was 80cm from LISN. The set-up and test methods were according to ANSI C63.10: 2013.

3.8.3. Test Setup Layout

Refer to chapter 2.6.2 in this report.

3.8.4. Test Result

Refer to Annex A.7 in this report.



3.9. Restricted Frequency Bands

3.9.1. Requirement

The peak emissions outside of the frequency bands of operation shall be attenuated in accordance with the following limits:

- (1) For transmitters operating in the 5.15–5.25 GHz band: all emissions outside of the 5.15–5.35 GHz band shall not exceed an EIRP of -27dBm/MHz.
- (2) For transmitters operating in the 5.25–5.35 GHz band: all emissions outside of the 5.15–5.35 GHz band shall not exceed an EIRP of -27dBm/MHz.
- (3) For transmitters operating in the 5.47–5.725 GHz band: all emissions outside of the 5.47–5.725 GHz band shall not exceed an EIRP of -27dBm/MHz.
- (4) For transmitters operating in the 5.725-5.85 GHz band:
 - (i) All emissions shall be limited to a level of -27 dBm/MHz at 75 MHz or more above or below the band edge increasing linearly to 10 dBm/MHz at 25 MHz above or below the band edge, and from 25 MHz above or below the band edge increasing linearly to a level of 15.6 dBm/MHz at 5 MHz above or below the band edge, and from 5 MHz above or below the band edge increasing linearly to a level of 27 dBm/MHz at the band edge.

The following formula is used to convert the equipment isotropic radiated power(e.i.r.p.) to field strength (dBμV/m);

$$E = 1000000 \times \sqrt{30P} / 3 \mu\text{V/m}$$

where P is the EIRP in Watts

Therefore: -27 dBm/MHz = 68.23 dBuV/m



Unwanted emissions below 1 GHz must comply with the general field strength limits set forth in § 15.209. According to FCC section 15.209 (a), except as provided elsewhere in this subpart, the emissions from an intentional radiator shall not exceed the field strength levels specified in the following table:

Frequency (MHz)	Field Strength ($\mu\text{V}/\text{m}$)	Measurement Distance (m)
0.009 - 0.490	2400/F(kHz)	300
0.490 - 1.705	24000/F(kHz)	30
1.705 - 30.0	30	30
30 - 88	100	3
88 - 216	150	3
216 - 960	200	3
Above 960	500	3

For Above 1000MHz, the emission limit in this paragraph is based on measurement instrumentation employing an average detector, measurement using instrumentation with a peak detector function, corresponding to 20dB above the maximum permitted average limit. In addition, radiated emissions which fall in the restricted bands, as defined in Section 15.205(a), also should comply with the radiated emission limits specified in Section 15.209(a)(above table).

3.9.2. Test Procedures

The EUT is located in a 3m Semi-Anechoic Chamber; the antenna factors, cable loss and so on of the site as factors are calculated to correct the reading.

KDB 789033 Section H) 3)5)6(d)) was used in order to prove compliance

For the Test Antenna:

Test Antenna is 3m away from the EUT. Test Antenna height is varied from 1m to 4m above the ground to determine the maximum value of the field strength.

3.9.3. Test Setup Layout

Refer to chapter 2.6.3 in this report.

3.9.4. Test Result

Refer to Annex A.8 in this report.



3.10. Radiated Emission

3.10.1.Requirement

The peak emissions outside of the frequency bands of operation shall be attenuated in accordance with the following limits:

- (1) For transmitters operating in the 5.15–5.25 GHz band: all emissions outside of the 5.15–5.35 GHz band shall not exceed an EIRP of -27dBm/MHz.
- (2) For transmitters operating in the 5.25–5.35 GHz band: all emissions outside of the 5.15–5.35 GHz band shall not exceed an EIRP of -27dBm/MHz.
- (3) For transmitters operating in the 5.47–5.725 GHz band: all emissions outside of the 5.47–5.725 GHz band shall not exceed an EIRP of -27dBm/MHz.
- (4) For transmitters operating in the 5.725-5.85 GHz band: All emissions within the frequency range from the band edge to 10 MHz above or below the band edge shall not exceed an e.i.r.p. of -17 dBm/MHz; for frequencies 10 MHz or greater above or below the band edge, emissions shall not exceed an e.i.r.p. of -27 dBm/MHz.

The following formula is used to convert the equipment isotropic radiated power(e.i.r.p.) to field strength (dBμV/m);

$$E = 1000000 \times \sqrt{\frac{30P}{3}} \mu\text{V/m}$$

where P is the EIRP in Watts

Therefore: -27 dBm/MHz = 68.23 dBuV/m

Unwanted emissions below 1 GHz must comply with the general field strength limits set forth in § 15.209. According to FCC section 15.209 (a), except as provided elsewhere in this subpart, the emissions from an intentional radiator shall not exceed the field strength levels specified in the following table:

Frequency (MHz)	Field Strength (μV/m)	Measurement Distance (m)
0.009 - 0.490	2400/F(kHz)	300
0.490 - 1.705	24000/F(kHz)	30
1.705 - 30.0	30	30
30 - 88	100	3
88 - 216	150	3
216 - 960	200	3
Above 960	500	3



For Above 1000MHz, the emission limit in this paragraph is based on measurement instrumentation employing an average detector, measurement using instrumentation with a peak detector function, corresponding to 20dB above the maximum permitted average limit. In addition, radiated emissions which fall in the restricted bands, as defined in Section 15.205(a), also should comply with the radiated emission limits specified in Section 15.209(a)(above table).

3.10.2.Test Procedures

The EUT is placed on a non-conducting table 80 cm above the ground plane for measurement below 1GHz; 1.5 m above the ground plane for measurement above 1GHz.The antenna to EUT distance is 3meters. The EUT is configured in accordance with ANSI C63.10. The EUT is set to transmit in a continuous mode.

For measurements below 30MHz, the emission limits shown in the above table are based on measurements employing a CISPR quasi-peak detector except for the frequency bands 9kHz-90 kHz, 110kHz-490 kHz. Radiated emission limits in these two bands are based on measurements employing an average detector.

For measurements below 1GHz the resolution bandwidth is set to 100kHz for peak detection measurements or 120kHz for quasi-peak detection measurements. Peak detection is used unless otherwise noted as quasi-peak.

For measurements above 1GHz the resolution bandwidth is set to 1MHz, the video band width is set to 3MHz for peak measurements and as applicable for average measurements.

The EUT is rotated through 360 degrees to maximize emissions received. The antenna is scanned from 1 to 4 meters above the ground plane to further maximize the emission. Measurements are made with the antenna polarized in both the vertical and the horizontal positions. For measurements above 1 GHz, keeping the measurement antenna aimed at the source of emissions at each frequency of significant emissions, with polarization oriented for maximum response.

3.10.3.Test Setup Layout

Refer to chapter 2.6.3 in this report.

3.10.4.Test Result

Refer to Annex A.9 in this report.



Annex A Test Data and Result

A.1. Duty Cycle of Test Signal

Condition	Mode	Frequency (MHz)	Antenna	Duty Cycle (%)	Correction Factor (dB)	1/T (kHz)
NVNT	a	5180	Ant1	93.29	0.3	0.72
NVNT	a	5220	Ant1	93.29	0.3	0.72
NVNT	a	5240	Ant1	93.96	0.27	0.71
NVNT	a	5260	Ant1	93.29	0.3	0.72
NVNT	a	5300	Ant1	93.29	0.3	0.72
NVNT	a	5320	Ant1	93.33	0.3	0.71
NVNT	a	5500	Ant1	93.29	0.3	0.72
NVNT	a	5580	Ant1	93.29	0.3	0.72
NVNT	a	5600	Ant1	93.33	0.3	0.71
NVNT	a	5720	Ant1	93.33	0.3	0.71
NVNT	a	5745	Ant1	93.33	0.3	0.71
NVNT	a	5785	Ant1	93.29	0.3	0.72
NVNT	a	5825	Ant1	93.29	0.3	0.72
NVNT	a	5180	Ant2	93.29	0.3	0.72
NVNT	a	5220	Ant2	93.96	0.27	0.71
NVNT	a	5240	Ant2	93.33	0.3	0.71
NVNT	a	5260	Ant2	93.33	0.3	0.71
NVNT	a	5300	Ant2	93.29	0.3	0.72
NVNT	a	5320	Ant2	93.29	0.3	0.72
NVNT	a	5500	Ant2	93.33	0.3	0.71
NVNT	a	5580	Ant2	93.29	0.3	0.72
NVNT	a	5600	Ant2	93.29	0.3	0.72
NVNT	a	5720	Ant2	93.33	0.3	0.71
NVNT	a	5745	Ant2	93.33	0.3	0.71
NVNT	a	5785	Ant2	93.33	0.3	0.71
NVNT	a	5825	Ant2	93.29	0.3	0.72
NVNT	n20	5180	Ant1	92.91	0.32	0.76
NVNT	n20	5220	Ant1	92.91	0.32	0.76
NVNT	n20	5240	Ant1	92.91	0.32	0.76
NVNT	n20	5260	Ant1	92.91	0.32	0.76
NVNT	n20	5300	Ant1	92.91	0.32	0.76
NVNT	n20	5320	Ant1	92.91	0.32	0.76



NVNT	n20	5500	Ant1	92.91	0.32	0.76
NVNT	n20	5580	Ant1	92.86	0.32	0.77
NVNT	n20	5600	Ant1	92.91	0.32	0.76
NVNT	n20	5720	Ant1	92.91	0.32	0.76
NVNT	n20	5745	Ant1	92.91	0.32	0.76
NVNT	n20	5785	Ant1	92.91	0.32	0.76
NVNT	n20	5825	Ant1	92.91	0.32	0.76
NVNT	n20	5180	Ant2	93.57	0.29	0.76
NVNT	n20	5220	Ant2	92.91	0.32	0.76
NVNT	n20	5240	Ant2	92.91	0.32	0.76
NVNT	n20	5260	Ant2	92.91	0.32	0.76
NVNT	n20	5300	Ant2	92.91	0.32	0.76
NVNT	n20	5320	Ant2	92.91	0.32	0.76
NVNT	n20	5500	Ant2	92.91	0.32	0.76
NVNT	n20	5580	Ant2	93.57	0.29	0.76
NVNT	n20	5600	Ant2	92.91	0.32	0.76
NVNT	n20	5720	Ant2	92.91	0.32	0.76
NVNT	n20	5745	Ant2	92.91	0.32	0.76
NVNT	n20	5785	Ant2	92.91	0.32	0.76
NVNT	n20	5825	Ant2	92.86	0.32	0.77
NVNT	n40	5190	Ant1	86.67	0.62	1.54
NVNT	n40	5230	Ant1	86.67	0.62	1.54
NVNT	n40	5270	Ant1	86.67	0.62	1.54
NVNT	n40	5310	Ant1	86.49	0.63	1.56
NVNT	n40	5510	Ant1	86.67	0.62	1.54
NVNT	n40	5550	Ant1	86.67	0.62	1.54
NVNT	n40	5630	Ant1	86.67	0.62	1.54
NVNT	n40	5710	Ant1	86.67	0.62	1.54
NVNT	n40	5755	Ant1	86.49	0.63	1.56
NVNT	n40	5795	Ant1	86.67	0.62	1.54
NVNT	n40	5190	Ant2	86.67	0.62	1.54
NVNT	n40	5230	Ant2	86.67	0.62	1.54
NVNT	n40	5270	Ant2	86.67	0.62	1.54
NVNT	n40	5310	Ant2	86.67	0.62	1.54
NVNT	n40	5510	Ant2	86.67	0.62	1.54
NVNT	n40	5550	Ant2	86.67	0.62	1.54
NVNT	n40	5630	Ant2	86.67	0.62	1.54
NVNT	n40	5710	Ant2	86.67	0.62	1.54



NVNT	n40	5755	Ant2	86.67	0.62	1.54
NVNT	n40	5795	Ant2	86.49	0.63	1.56
NVNT	ac20	5180	Ant1	92.91	0.32	0.76
NVNT	ac20	5220	Ant1	92.96	0.32	0.76
NVNT	ac20	5240	Ant1	92.91	0.32	0.76
NVNT	ac20	5260	Ant1	92.96	0.32	0.76
NVNT	ac20	5300	Ant1	93.62	0.29	0.76
NVNT	ac20	5320	Ant1	92.91	0.32	0.76
NVNT	ac20	5500	Ant1	92.91	0.32	0.76
NVNT	ac20	5580	Ant1	92.91	0.32	0.76
NVNT	ac20	5600	Ant1	92.96	0.32	0.76
NVNT	ac20	5720	Ant1	92.91	0.32	0.76
NVNT	ac20	5745	Ant1	92.91	0.32	0.76
NVNT	ac20	5785	Ant1	92.96	0.32	0.76
NVNT	ac20	5825	Ant1	93.62	0.29	0.76
NVNT	ac20	5180	Ant2	92.96	0.32	0.76
NVNT	ac20	5220	Ant2	92.91	0.32	0.76
NVNT	ac20	5240	Ant2	93.62	0.29	0.76
NVNT	ac20	5260	Ant2	92.96	0.32	0.76
NVNT	ac20	5300	Ant2	92.96	0.32	0.76
NVNT	ac20	5320	Ant2	93.62	0.29	0.76
NVNT	ac20	5500	Ant2	92.96	0.32	0.76
NVNT	ac20	5580	Ant2	92.96	0.32	0.76
NVNT	ac20	5600	Ant2	92.96	0.32	0.76
NVNT	ac20	5720	Ant2	92.96	0.32	0.76
NVNT	ac20	5745	Ant2	92.91	0.32	0.76
NVNT	ac20	5785	Ant2	92.91	0.32	0.76
NVNT	ac20	5825	Ant2	92.96	0.32	0.76
NVNT	ac40	5190	Ant1	86.84	0.61	1.52
NVNT	ac40	5230	Ant1	86.67	0.62	1.54
NVNT	ac40	5270	Ant1	86.84	0.61	1.52
NVNT	ac40	5310	Ant1	86.84	0.61	1.52
NVNT	ac40	5510	Ant1	86.67	0.62	1.54
NVNT	ac40	5550	Ant1	86.67	0.62	1.54
NVNT	ac40	5630	Ant1	86.67	0.62	1.54
NVNT	ac40	5710	Ant1	86.67	0.62	1.54
NVNT	ac40	5755	Ant1	86.67	0.62	1.54
NVNT	ac40	5795	Ant1	86.67	0.62	1.54



NVNT	ac40	5190	Ant2	86.84	0.61	1.52
NVNT	ac40	5230	Ant2	86.67	0.62	1.54
NVNT	ac40	5270	Ant2	86.67	0.62	1.54
NVNT	ac40	5310	Ant2	86.84	0.61	1.52
NVNT	ac40	5510	Ant2	86.84	0.61	1.52
NVNT	ac40	5550	Ant2	86.67	0.62	1.54
NVNT	ac40	5630	Ant2	86.84	0.61	1.52
NVNT	ac40	5710	Ant2	86.67	0.62	1.54
NVNT	ac40	5755	Ant2	86.84	0.61	1.52
NVNT	ac40	5795	Ant2	86.84	0.61	1.52
NVNT	ac80	5210	Ant1	76.19	1.18	3.13
NVNT	ac80	5290	Ant1	76.74	1.15	3.03
NVNT	ac80	5530	Ant1	76.19	1.18	3.13
NVNT	ac80	5610	Ant1	76.74	1.15	3.03
NVNT	ac80	5690	Ant1	76.19	1.18	3.13
NVNT	ac80	5775	Ant1	76.74	1.15	3.03
NVNT	ac80	5210	Ant2	76.19	1.18	3.13
NVNT	ac80	5290	Ant2	76.74	1.15	3.03
NVNT	ac80	5530	Ant2	76.19	1.18	3.13
NVNT	ac80	5610	Ant2	76.74	1.15	3.03
NVNT	ac80	5690	Ant2	76.74	1.15	3.03
NVNT	ac80	5775	Ant2	76.19	1.18	3.13
NVNT	ax20	5180	Ant1	91.07	0.41	0.98
NVNT	ax20	5220	Ant1	91.07	0.41	0.98
NVNT	ax20	5240	Ant1	91.07	0.41	0.98
NVNT	ax20	5260	Ant1	91.07	0.41	0.98
NVNT	ax20	5300	Ant1	91.07	0.41	0.98
NVNT	ax20	5320	Ant1	91.07	0.41	0.98
NVNT	ax20	5500	Ant1	91.07	0.41	0.98
NVNT	ax20	5580	Ant1	91.07	0.41	0.98
NVNT	ax20	5600	Ant1	91.07	0.41	0.98
NVNT	ax20	5720	Ant1	91.96	0.36	0.97
NVNT	ax20	5745	Ant1	91.07	0.41	0.98
NVNT	ax20	5785	Ant1	91.07	0.41	0.98
NVNT	ax20	5825	Ant1	91.15	0.4	0.97
NVNT	ax20	5180	Ant2	91.07	0.41	0.98
NVNT	ax20	5220	Ant2	91.07	0.41	0.98
NVNT	ax20	5240	Ant2	91.96	0.36	0.97



NVNT	ax20	5260	Ant2	91.07	0.41	0.98
NVNT	ax20	5300	Ant2	91.07	0.41	0.98
NVNT	ax20	5320	Ant2	91.07	0.41	0.98
NVNT	ax20	5500	Ant2	91.07	0.41	0.98
NVNT	ax20	5580	Ant2	91.07	0.41	0.98
NVNT	ax20	5600	Ant2	91.07	0.41	0.98
NVNT	ax20	5720	Ant2	91.07	0.41	0.98
NVNT	ax20	5745	Ant2	91.07	0.41	0.98
NVNT	ax20	5785	Ant2	91.07	0.41	0.98
NVNT	ax20	5825	Ant2	91.07	0.41	0.98
NVNT	ax40	5190	Ant1	84.38	0.74	1.85
NVNT	ax40	5230	Ant1	84.37	0.74	1.85
NVNT	ax40	5270	Ant1	84.38	0.74	1.85
NVNT	ax40	5310	Ant1	84.37	0.74	1.85
NVNT	ax40	5510	Ant1	85.94	0.66	1.82
NVNT	ax40	5550	Ant1	84.38	0.74	1.85
NVNT	ax40	5630	Ant1	84.38	0.74	1.85
NVNT	ax40	5710	Ant1	84.37	0.74	1.85
NVNT	ax40	5755	Ant1	84.38	0.74	1.85
NVNT	ax40	5795	Ant1	84.38	0.74	1.85
NVNT	ax40	5190	Ant2	84.37	0.74	1.85
NVNT	ax40	5230	Ant2	85.94	0.66	1.82
NVNT	ax40	5270	Ant2	84.38	0.74	1.85
NVNT	ax40	5310	Ant2	84.37	0.74	1.85
NVNT	ax40	5510	Ant2	84.37	0.74	1.85
NVNT	ax40	5550	Ant2	84.38	0.74	1.85
NVNT	ax40	5630	Ant2	84.38	0.74	1.85
NVNT	ax40	5710	Ant2	84.37	0.74	1.85
NVNT	ax40	5755	Ant2	84.38	0.74	1.85
NVNT	ax40	5795	Ant2	84.38	0.74	1.85
NVNT	ax80	5210	Ant1	74.36	1.29	3.45
NVNT	ax80	5290	Ant1	74.36	1.29	3.45
NVNT	ax80	5530	Ant1	74.36	1.29	3.45
NVNT	ax80	5610	Ant1	74.36	1.29	3.45
NVNT	ax80	5690	Ant1	74.36	1.29	3.45
NVNT	ax80	5775	Ant1	74.36	1.29	3.45
NVNT	ax80	5210	Ant2	74.36	1.29	3.45
NVNT	ax80	5290	Ant2	74.36	1.29	3.45



NVNT	ax80	5530	Ant2	74.36	1.29	3.45
NVNT	ax80	5610	Ant2	74.36	1.29	3.45
NVNT	ax80	5690	Ant2	74.36	1.29	3.45
NVNT	ax80	5775	Ant2	74.36	1.29	3.45
NVNT	ax20 26@0	5180	Ant1	97.46	0.11	0.87
NVNT	ax20 26@0	5220	Ant1	97.46	0.11	0.87
NVNT	ax20 26@0	5240	Ant1	97.46	0.11	0.87
NVNT	ax20 26@0	5260	Ant1	97.46	0.11	0.87
NVNT	ax20 26@0	5300	Ant1	97.46	0.11	0.87
NVNT	ax20 26@0	5320	Ant1	97.48	0.11	0.86
NVNT	ax20 26@0	5500	Ant1	97.46	0.11	0.87
NVNT	ax20 26@0	5580	Ant1	97.46	0.11	0.87
NVNT	ax20 26@0	5600	Ant1	97.46	0.11	0.87
NVNT	ax20 26@0	5720	Ant1	96.64	0.15	0.87
NVNT	ax20 26@0	5745	Ant1	97.46	0.11	0.87
NVNT	ax20 26@0	5785	Ant1	97.46	0.11	0.87
NVNT	ax20 26@0	5825	Ant1	97.46	0.11	0.87
NVNT	ax20 26@0	5180	Ant2	97.46	0.11	0.87
NVNT	ax20 26@0	5220	Ant2	97.46	0.11	0.87
NVNT	ax20 26@0	5240	Ant2	97.46	0.11	0.87
NVNT	ax20 26@0	5260	Ant2	97.46	0.11	0.87
NVNT	ax20 26@0	5300	Ant2	97.46	0.11	0.87
NVNT	ax20 26@0	5320	Ant2	97.46	0.11	0.87
NVNT	ax20 26@0	5500	Ant2	97.46	0.11	0.87
NVNT	ax20 26@0	5580	Ant2	97.46	0.11	0.87
NVNT	ax20 26@0	5600	Ant2	97.46	0.11	0.87
NVNT	ax20 26@0	5720	Ant2	97.46	0.11	0.87
NVNT	ax20 26@0	5745	Ant2	97.46	0.11	0.87
NVNT	ax20 26@0	5785	Ant2	97.46	0.11	0.87
NVNT	ax20 26@0	5825	Ant2	97.46	0.11	0.87
NVNT	ax20 52@37	5180	Ant1	95.31	0.21	1.64
NVNT	ax20 52@37	5220	Ant1	95.31	0.21	1.64
NVNT	ax20 52@37	5240	Ant1	95.31	0.21	1.64
NVNT	ax20 52@37	5260	Ant1	95.31	0.21	1.64
NVNT	ax20 52@37	5300	Ant1	93.75	0.28	1.67
NVNT	ax20 52@37	5320	Ant1	95.24	0.21	1.67
NVNT	ax20 52@37	5500	Ant1	95.24	0.21	1.67
NVNT	ax20 52@37	5580	Ant1	93.75	0.28	1.67



NVNT	ax20 52@37	5600	Ant1	95.31	0.21	1.64
NVNT	ax20 52@37	5720	Ant1	95.24	0.21	1.67
NVNT	ax20 52@37	5745	Ant1	95.31	0.21	1.64
NVNT	ax20 52@37	5785	Ant1	95.31	0.21	1.64
NVNT	ax20 52@37	5825	Ant1	95.24	0.21	1.67
NVNT	ax20 52@37	5180	Ant2	95.31	0.21	1.64
NVNT	ax20 52@37	5220	Ant2	95.24	0.21	1.67
NVNT	ax20 52@37	5240	Ant2	95.31	0.21	1.64
NVNT	ax20 52@37	5260	Ant2	95.31	0.21	1.64
NVNT	ax20 52@37	5300	Ant2	95.24	0.21	1.67
NVNT	ax20 52@37	5320	Ant2	95.31	0.21	1.64
NVNT	ax20 52@37	5500	Ant2	95.31	0.21	1.64
NVNT	ax20 52@37	5580	Ant2	95.31	0.21	1.64
NVNT	ax20 52@37	5600	Ant2	95.31	0.21	1.64
NVNT	ax20 52@37	5720	Ant2	95.31	0.21	1.64
NVNT	ax20 52@37	5745	Ant2	95.31	0.21	1.64
NVNT	ax20 52@37	5785	Ant2	95.31	0.21	1.64
NVNT	ax20 52@37	5825	Ant2	95.24	0.21	1.67
NVNT	ax20 106@53	5180	Ant1	91.67	0.38	3.03
NVNT	ax20 106@53	5220	Ant1	91.67	0.38	3.03
NVNT	ax20 106@53	5240	Ant1	91.43	0.39	3.13
NVNT	ax20 106@53	5260	Ant1	91.43	0.39	3.13
NVNT	ax20 106@53	5300	Ant1	91.43	0.39	3.13
NVNT	ax20 106@53	5320	Ant1	91.43	0.39	3.13
NVNT	ax20 106@53	5500	Ant1	91.67	0.38	3.03
NVNT	ax20 106@53	5580	Ant1	91.43	0.39	3.13
NVNT	ax20 106@53	5600	Ant1	91.43	0.39	3.13
NVNT	ax20 106@53	5720	Ant1	91.67	0.38	3.03
NVNT	ax20 106@53	5745	Ant1	88.89	0.51	3.13
NVNT	ax20 106@53	5785	Ant1	91.67	0.38	3.03
NVNT	ax20 106@53	5825	Ant1	91.67	0.38	3.03
NVNT	ax20 106@53	5180	Ant2	91.43	0.39	3.13
NVNT	ax20 106@53	5220	Ant2	91.67	0.38	3.03
NVNT	ax20 106@53	5240	Ant2	91.43	0.39	3.13
NVNT	ax20 106@53	5260	Ant2	94.12	0.26	3.12
NVNT	ax20 106@53	5300	Ant2	91.43	0.39	3.13
NVNT	ax20 106@53	5320	Ant2	91.67	0.38	3.03
NVNT	ax20 106@53	5500	Ant2	91.43	0.39	3.13



NVNT	ax20 106@53	5580	Ant2	91.43	0.39	3.13
NVNT	ax20 106@53	5600	Ant2	91.43	0.39	3.13
NVNT	ax20 106@53	5720	Ant2	91.43	0.39	3.12
NVNT	ax20 106@53	5745	Ant2	91.43	0.39	3.13
NVNT	ax20 106@53	5785	Ant2	91.43	0.39	3.13
NVNT	ax20 106@53	5825	Ant2	91.67	0.38	3.03
NVNT	ax40 26@0	5190	Ant1	97.46	0.11	0.87
NVNT	ax40 26@0	5230	Ant1	96.64	0.15	0.87
NVNT	ax40 26@0	5270	Ant1	97.46	0.11	0.87
NVNT	ax40 26@0	5310	Ant1	97.46	0.11	0.87
NVNT	ax40 26@0	5510	Ant1	97.46	0.11	0.87
NVNT	ax40 26@0	5550	Ant1	97.46	0.11	0.87
NVNT	ax40 26@0	5630	Ant1	97.46	0.11	0.87
NVNT	ax40 26@0	5710	Ant1	97.46	0.11	0.87
NVNT	ax40 26@0	5755	Ant1	97.46	0.11	0.87
NVNT	ax40 26@0	5795	Ant1	97.46	0.11	0.87
NVNT	ax40 26@0	5190	Ant2	97.46	0.11	0.87
NVNT	ax40 26@0	5230	Ant2	98.29	0.07	0.87
NVNT	ax40 26@0	5270	Ant2	97.46	0.11	0.87
NVNT	ax40 26@0	5310	Ant2	97.46	0.11	0.87
NVNT	ax40 26@0	5510	Ant2	97.48	0.11	0.86
NVNT	ax40 26@0	5550	Ant2	97.46	0.11	0.87
NVNT	ax40 26@0	5630	Ant2	97.46	0.11	0.87
NVNT	ax40 26@0	5710	Ant2	97.46	0.11	0.87
NVNT	ax40 26@0	5755	Ant2	97.46	0.11	0.87
NVNT	ax40 26@0	5795	Ant2	97.46	0.11	0.87
NVNT	ax40 52@37	5190	Ant1	95.24	0.21	1.67
NVNT	ax40 52@37	5230	Ant1	95.31	0.21	1.64
NVNT	ax40 52@37	5270	Ant1	95.31	0.21	1.64
NVNT	ax40 52@37	5310	Ant1	93.75	0.28	1.67
NVNT	ax40 52@37	5510	Ant1	93.75	0.28	1.67
NVNT	ax40 52@37	5550	Ant1	95.31	0.21	1.64
NVNT	ax40 52@37	5630	Ant1	95.31	0.21	1.64
NVNT	ax40 52@37	5710	Ant1	95.31	0.21	1.64
NVNT	ax40 52@37	5755	Ant1	95.24	0.21	1.67
NVNT	ax40 52@37	5795	Ant1	95.31	0.21	1.64
NVNT	ax40 52@37	5190	Ant2	95.31	0.21	1.64
NVNT	ax40 52@37	5230	Ant2	95.31	0.21	1.64



NVNT	ax40 52@37	5270	Ant2	95.24	0.21	1.67
NVNT	ax40 52@37	5310	Ant2	95.31	0.21	1.64
NVNT	ax40 52@37	5510	Ant2	95.31	0.21	1.64
NVNT	ax40 52@37	5550	Ant2	95.31	0.21	1.64
NVNT	ax40 52@37	5630	Ant2	95.31	0.21	1.64
NVNT	ax40 52@37	5710	Ant2	95.31	0.21	1.64
NVNT	ax40 52@37	5755	Ant2	95.31	0.21	1.64
NVNT	ax40 52@37	5795	Ant2	95.31	0.21	1.64
NVNT	ax40 106@53	5190	Ant1	91.43	0.39	3.12
NVNT	ax40 106@53	5230	Ant1	91.43	0.39	3.13
NVNT	ax40 106@53	5270	Ant1	91.43	0.39	3.13
NVNT	ax40 106@53	5310	Ant1	91.43	0.39	3.13
NVNT	ax40 106@53	5510	Ant1	91.43	0.39	3.13
NVNT	ax40 106@53	5550	Ant1	91.43	0.39	3.12
NVNT	ax40 106@53	5630	Ant1	91.67	0.38	3.03
NVNT	ax40 106@53	5710	Ant1	91.43	0.39	3.13
NVNT	ax40 106@53	5755	Ant1	91.67	0.38	3.03
NVNT	ax40 106@53	5795	Ant1	91.67	0.38	3.03
NVNT	ax40 106@53	5190	Ant2	91.67	0.38	3.03
NVNT	ax40 106@53	5230	Ant2	91.43	0.39	3.13
NVNT	ax40 106@53	5270	Ant2	91.43	0.39	3.12
NVNT	ax40 106@53	5310	Ant2	91.67	0.38	3.03
NVNT	ax40 106@53	5510	Ant2	91.43	0.39	3.13
NVNT	ax40 106@53	5550	Ant2	91.67	0.38	3.03
NVNT	ax40 106@53	5630	Ant2	88.89	0.51	3.12
NVNT	ax40 106@53	5710	Ant2	91.43	0.39	3.13
NVNT	ax40 106@53	5755	Ant2	91.43	0.39	3.12
NVNT	ax40 106@53	5795	Ant2	88.89	0.51	3.13
NVNT	ax40 242@61	5190	Ant1	85.71	0.67	5.56
NVNT	ax40 242@61	5230	Ant1	85.71	0.67	5.56
NVNT	ax40 242@61	5270	Ant1	85.71	0.67	5.56
NVNT	ax40 242@61	5310	Ant1	85.71	0.67	5.56
NVNT	ax40 242@61	5510	Ant1	85	0.71	5.88
NVNT	ax40 242@61	5550	Ant1	85	0.71	5.88
NVNT	ax40 242@61	5630	Ant1	85.71	0.67	5.56
NVNT	ax40 242@61	5710	Ant1	85.71	0.67	5.56
NVNT	ax40 242@61	5755	Ant1	85.71	0.67	5.56
NVNT	ax40 242@61	5795	Ant1	80.95	0.92	5.88



NVNT	ax40 242@61	5190	Ant2	85	0.71	5.88
NVNT	ax40 242@61	5230	Ant2	85.71	0.67	5.56
NVNT	ax40 242@61	5270	Ant2	80.95	0.92	5.88
NVNT	ax40 242@61	5310	Ant2	85.71	0.67	5.56
NVNT	ax40 242@61	5510	Ant2	85.71	0.67	5.56
NVNT	ax40 242@61	5550	Ant2	85.71	0.67	5.56
NVNT	ax40 242@61	5630	Ant2	85	0.71	5.88
NVNT	ax40 242@61	5710	Ant2	85.71	0.67	5.56
NVNT	ax40 242@61	5755	Ant2	85	0.71	5.88
NVNT	ax40 242@61	5795	Ant2	85.71	0.67	5.56
NVNT	ax80 26@0	5210	Ant1	97.46	0.11	0.87
NVNT	ax80 26@0	5290	Ant1	97.46	0.11	0.87
NVNT	ax80 26@0	5530	Ant1	97.46	0.11	0.87
NVNT	ax80 26@0	5610	Ant1	97.46	0.11	0.87
NVNT	ax80 26@0	5690	Ant1	97.46	0.11	0.87
NVNT	ax80 26@0	5775	Ant1	97.46	0.11	0.87
NVNT	ax80 26@0	5210	Ant2	97.46	0.11	0.87
NVNT	ax80 26@0	5290	Ant2	97.48	0.11	0.86
NVNT	ax80 26@0	5530	Ant2	97.46	0.11	0.87
NVNT	ax80 26@0	5610	Ant2	97.46	0.11	0.87
NVNT	ax80 26@0	5690	Ant2	97.46	0.11	0.87
NVNT	ax80 26@0	5775	Ant2	97.46	0.11	0.87
NVNT	ax80 52@37	5210	Ant1	95.24	0.21	1.67
NVNT	ax80 52@37	5290	Ant1	95.31	0.21	1.64
NVNT	ax80 52@37	5530	Ant1	93.75	0.28	1.67
NVNT	ax80 52@37	5610	Ant1	95.31	0.21	1.64
NVNT	ax80 52@37	5690	Ant1	95.24	0.21	1.67
NVNT	ax80 52@37	5775	Ant1	95.31	0.21	1.64
NVNT	ax80 52@37	5210	Ant2	95.31	0.21	1.64
NVNT	ax80 52@37	5290	Ant2	95.31	0.21	1.64
NVNT	ax80 52@37	5530	Ant2	95.31	0.21	1.64
NVNT	ax80 52@37	5610	Ant2	95.31	0.21	1.64
NVNT	ax80 52@37	5690	Ant2	93.75	0.28	1.67
NVNT	ax80 52@37	5775	Ant2	93.75	0.28	1.67
NVNT	ax80 106@53	5210	Ant1	91.67	0.38	3.03
NVNT	ax80 106@53	5290	Ant1	91.43	0.39	3.13
NVNT	ax80 106@53	5530	Ant1	88.89	0.51	3.13
NVNT	ax80 106@53	5610	Ant1	88.89	0.51	3.13



NVNT	ax80 106@53	5690	Ant1	91.43	0.39	3.13
NVNT	ax80 106@53	5775	Ant1	88.89	0.51	3.13
NVNT	ax80 106@53	5210	Ant2	91.67	0.38	3.03
NVNT	ax80 106@53	5290	Ant2	91.67	0.38	3.03
NVNT	ax80 106@53	5530	Ant2	88.89	0.51	3.13
NVNT	ax80 106@53	5610	Ant2	88.89	0.51	3.13
NVNT	ax80 106@53	5690	Ant2	91.43	0.39	3.13
NVNT	ax80 106@53	5775	Ant2	88.89	0.51	3.13
NVNT	ax80 242@61	5210	Ant1	85.71	0.67	5.56
NVNT	ax80 242@61	5290	Ant1	85.71	0.67	5.56
NVNT	ax80 242@61	5530	Ant1	85.71	0.67	5.56
NVNT	ax80 242@61	5610	Ant1	85	0.71	5.88
NVNT	ax80 242@61	5690	Ant1	85	0.71	5.88
NVNT	ax80 242@61	5775	Ant1	85.71	0.67	5.56
NVNT	ax80 242@61	5210	Ant2	85.71	0.67	5.56
NVNT	ax80 242@61	5290	Ant2	85.71	0.67	5.56
NVNT	ax80 242@61	5530	Ant2	85.71	0.67	5.56
NVNT	ax80 242@61	5610	Ant2	85.71	0.67	5.56
NVNT	ax80 242@61	5690	Ant2	80.95	0.92	5.88
NVNT	ax80 242@61	5775	Ant2	85	0.71	5.88
NVNT	ax80 484@65	5210	Ant1	85.71	0.67	8.33
NVNT	ax80 484@65	5290	Ant1	80	0.97	8.33
NVNT	ax80 484@65	5530	Ant1	80	0.97	8.33
NVNT	ax80 484@65	5610	Ant1	80	0.97	8.33
NVNT	ax80 484@65	5690	Ant1	81.25	0.9	7.69
NVNT	ax80 484@65	5775	Ant1	80	0.97	8.33
NVNT	ax80 484@65	5210	Ant2	80	0.97	8.33
NVNT	ax80 484@65	5290	Ant2	80	0.97	8.33
NVNT	ax80 484@65	5530	Ant2	80	0.97	8.33
NVNT	ax80 484@65	5610	Ant2	85.71	0.67	8.33
NVNT	ax80 484@65	5690	Ant2	80	0.97	8.33
NVNT	ax80 484@65	5775	Ant2	80	0.97	8.33

**A.2. Maximum Conducted Output Power**

Condition	Mode	Frequency (MHz)	Antenna	Conducted Power (dBm)	Conducted Power (W)	Limit Conducted (dBm)	Verdict
NVNT	a	5180	Ant1	15.82	0.03819	24	Pass
NVNT	a	5220	Ant1	15.5	0.03548	24	Pass
NVNT	a	5240	Ant1	15.32	0.03404	24	Pass
NVNT	a	5260	Ant1	15.48	0.03532	24	Pass
NVNT	a	5300	Ant1	15.37	0.03443	24	Pass
NVNT	a	5320	Ant1	15.28	0.03373	24	Pass
NVNT	a	5500	Ant1	15.59	0.03622	24	Pass
NVNT	a	5580	Ant1	14.7	0.02951	24	Pass
NVNT	a	5600	Ant1	14.82	0.03034	24	Pass
NVNT	a	5720	Ant1	14.41	0.02761	24	Pass
NVNT	a	5745	Ant1	15.21	0.03319	30	Pass
NVNT	a	5785	Ant1	14.48	0.02805	30	Pass
NVNT	a	5825	Ant1	13.95	0.02483	30	Pass
NVNT	a	5180	Ant2	13.23	0.02104	24	Pass
NVNT	a	5220	Ant2	15.63	0.03656	24	Pass
NVNT	a	5240	Ant2	15.58	0.03614	24	Pass
NVNT	a	5260	Ant2	15.21	0.03319	24	Pass
NVNT	a	5300	Ant2	15.28	0.03373	24	Pass
NVNT	a	5320	Ant2	11.84	0.01528	24	Pass
NVNT	a	5500	Ant2	15.84	0.03837	24	Pass
NVNT	a	5580	Ant2	15.14	0.03266	24	Pass
NVNT	a	5600	Ant2	14.96	0.03133	24	Pass
NVNT	a	5720	Ant2	12.84	0.01923	24	Pass
NVNT	a	5745	Ant2	15.74	0.0375	30	Pass
NVNT	a	5785	Ant2	15.4	0.03467	30	Pass
NVNT	a	5825	Ant2	14.8	0.0302	30	Pass
NVNT	n20	5180	Ant1	15.75	0.03758	24	Pass
NVNT	n20	5220	Ant1	15.56	0.03597	24	Pass
NVNT	n20	5240	Ant1	15.22	0.03327	24	Pass
NVNT	n20	5260	Ant1	15.28	0.03373	24	Pass
NVNT	n20	5300	Ant1	15.4	0.03467	24	Pass
NVNT	n20	5320	Ant1	15.41	0.03475	24	Pass
NVNT	n20	5500	Ant1	15.5	0.03548	24	Pass
NVNT	n20	5580	Ant1	14.74	0.02979	24	Pass



NVNT	n20	5600	Ant1	14.79	0.03013	24	Pass
NVNT	n20	5720	Ant1	14.39	0.02748	24	Pass
NVNT	n20	5745	Ant1	15.16	0.03281	30	Pass
NVNT	n20	5785	Ant1	14.55	0.02851	30	Pass
NVNT	n20	5825	Ant1	13.91	0.0246	30	Pass
NVNT	n20	5180	Ant2	15.83	0.03828	24	Pass
NVNT	n20	5220	Ant2	15.49	0.0354	24	Pass
NVNT	n20	5240	Ant2	15.67	0.0369	24	Pass
NVNT	n20	5260	Ant2	15.3	0.03388	24	Pass
NVNT	n20	5300	Ant2	15.25	0.0335	24	Pass
NVNT	n20	5320	Ant2	15.54	0.03581	24	Pass
NVNT	n20	5500	Ant2	15.94	0.03926	24	Pass
NVNT	n20	5580	Ant2	15.08	0.03221	24	Pass
NVNT	n20	5600	Ant2	14.95	0.03126	24	Pass
NVNT	n20	5720	Ant2	14.9	0.0309	24	Pass
NVNT	n20	5745	Ant2	15.73	0.03741	30	Pass
NVNT	n20	5785	Ant2	15.45	0.03508	30	Pass
NVNT	n20	5825	Ant2	14.86	0.03062	30	Pass
NVNT	n40	5190	Ant1	12.29	0.01694	24	Pass
NVNT	n40	5230	Ant1	14.86	0.03062	24	Pass
NVNT	n40	5270	Ant1	14.47	0.02799	24	Pass
NVNT	n40	5310	Ant1	11.03	0.01268	24	Pass
NVNT	n40	5510	Ant1	14.77	0.02999	24	Pass
NVNT	n40	5550	Ant1	14.04	0.02535	24	Pass
NVNT	n40	5630	Ant1	14.06	0.02547	24	Pass
NVNT	n40	5710	Ant1	14.03	0.02529	24	Pass
NVNT	n40	5755	Ant1	14.91	0.03097	30	Pass
NVNT	n40	5795	Ant1	14.24	0.02655	30	Pass
NVNT	n40	5190	Ant2	11.21	0.01321	24	Pass
NVNT	n40	5230	Ant2	15.07	0.03214	24	Pass
NVNT	n40	5270	Ant2	14.75	0.02985	24	Pass
NVNT	n40	5310	Ant2	9.48	0.00887	24	Pass
NVNT	n40	5510	Ant2	13.25	0.02113	24	Pass
NVNT	n40	5550	Ant2	14.12	0.02582	24	Pass
NVNT	n40	5630	Ant2	14.29	0.02685	24	Pass
NVNT	n40	5710	Ant2	14.31	0.02698	24	Pass
NVNT	n40	5755	Ant2	15.62	0.03648	30	Pass
NVNT	n40	5795	Ant2	15.18	0.03296	30	Pass



NVNT	ac20	5180	Ant1	15.77	0.03776	24	Pass
NVNT	ac20	5220	Ant1	15.5	0.03548	24	Pass
NVNT	ac20	5240	Ant1	15.21	0.03319	24	Pass
NVNT	ac20	5260	Ant1	15.36	0.03436	24	Pass
NVNT	ac20	5300	Ant1	15.4	0.03467	24	Pass
NVNT	ac20	5320	Ant1	15.33	0.03412	24	Pass
NVNT	ac20	5500	Ant1	15.66	0.03681	24	Pass
NVNT	ac20	5580	Ant1	14.73	0.02972	24	Pass
NVNT	ac20	5600	Ant1	14.77	0.02999	24	Pass
NVNT	ac20	5720	Ant1	14.42	0.02767	24	Pass
NVNT	ac20	5745	Ant1	15.17	0.03289	30	Pass
NVNT	ac20	5785	Ant1	14.5	0.02818	30	Pass
NVNT	ac20	5825	Ant1	13.93	0.02472	30	Pass
NVNT	ac20	5180	Ant2	15.91	0.03899	24	Pass
NVNT	ac20	5220	Ant2	15.61	0.03639	24	Pass
NVNT	ac20	5240	Ant2	15.62	0.03648	24	Pass
NVNT	ac20	5260	Ant2	15.16	0.03281	24	Pass
NVNT	ac20	5300	Ant2	15.24	0.03342	24	Pass
NVNT	ac20	5320	Ant2	15.51	0.03556	24	Pass
NVNT	ac20	5500	Ant2	15.92	0.03908	24	Pass
NVNT	ac20	5580	Ant2	15.13	0.03258	24	Pass
NVNT	ac20	5600	Ant2	14.96	0.03133	24	Pass
NVNT	ac20	5720	Ant2	14.93	0.03112	24	Pass
NVNT	ac20	5745	Ant2	15.74	0.0375	30	Pass
NVNT	ac20	5785	Ant2	15.41	0.03475	30	Pass
NVNT	ac20	5825	Ant2	14.85	0.03055	30	Pass
NVNT	ac40	5190	Ant1	15.02	0.03177	24	Pass
NVNT	ac40	5230	Ant1	14.9	0.0309	24	Pass
NVNT	ac40	5270	Ant1	14.5	0.02818	24	Pass
NVNT	ac40	5310	Ant1	14.44	0.0278	24	Pass
NVNT	ac40	5510	Ant1	14.79	0.03013	24	Pass
NVNT	ac40	5550	Ant1	14.34	0.02716	24	Pass
NVNT	ac40	5630	Ant1	14.01	0.02518	24	Pass
NVNT	ac40	5710	Ant1	14.04	0.02535	24	Pass
NVNT	ac40	5755	Ant1	14.9	0.0309	30	Pass
NVNT	ac40	5795	Ant1	14.21	0.02636	30	Pass
NVNT	ac40	5190	Ant2	15.26	0.03357	24	Pass
NVNT	ac40	5230	Ant2	15.18	0.03296	24	Pass



NVNT	ac40	5270	Ant2	14.74	0.02979	24	Pass
NVNT	ac40	5310	Ant2	14.36	0.02729	24	Pass
NVNT	ac40	5510	Ant2	14.85	0.03055	24	Pass
NVNT	ac40	5550	Ant2	14.29	0.02685	24	Pass
NVNT	ac40	5630	Ant2	14.26	0.02667	24	Pass
NVNT	ac40	5710	Ant2	14.29	0.02685	24	Pass
NVNT	ac40	5755	Ant2	15.59	0.03622	30	Pass
NVNT	ac40	5795	Ant2	15.12	0.03251	30	Pass
NVNT	ac80	5210	Ant1	9.46	0.00883	24	Pass
NVNT	ac80	5290	Ant1	14.67	0.02931	24	Pass
NVNT	ac80	5530	Ant1	13.4	0.02188	24	Pass
NVNT	ac80	5610	Ant1	14.54	0.02844	24	Pass
NVNT	ac80	5690	Ant1	14.12	0.02582	24	Pass
NVNT	ac80	5775	Ant1	14.25	0.02661	30	Pass
NVNT	ac80	5210	Ant2	8.37	0.00687	24	Pass
NVNT	ac80	5290	Ant2	9.21	0.00834	24	Pass
NVNT	ac80	5530	Ant2	11.91	0.01552	24	Pass
NVNT	ac80	5610	Ant2	14.6	0.02884	24	Pass
NVNT	ac80	5690	Ant2	14.54	0.02844	24	Pass
NVNT	ac80	5775	Ant2	14.92	0.03105	30	Pass
NVNT	ax20	5180	Ant1	14.03	0.02529	24	Pass
NVNT	ax20	5220	Ant1	15.61	0.03639	24	Pass
NVNT	ax20	5240	Ant1	15.39	0.03459	24	Pass
NVNT	ax20	5260	Ant1	15.44	0.03499	24	Pass
NVNT	ax20	5300	Ant1	15.61	0.03639	24	Pass
NVNT	ax20	5320	Ant1	11.7	0.01479	24	Pass
NVNT	ax20	5500	Ant1	15.9	0.0389	24	Pass
NVNT	ax20	5580	Ant1	14.98	0.03148	24	Pass
NVNT	ax20	5600	Ant1	15.03	0.03184	24	Pass
NVNT	ax20	5720	Ant1	14.22	0.02642	24	Pass
NVNT	ax20	5745	Ant1	15.44	0.03499	30	Pass
NVNT	ax20	5785	Ant1	14.74	0.02979	30	Pass
NVNT	ax20	5825	Ant1	14.04	0.02535	30	Pass
NVNT	ax20	5180	Ant2	13.35	0.02163	24	Pass
NVNT	ax20	5220	Ant2	15.71	0.03724	24	Pass
NVNT	ax20	5240	Ant2	15.68	0.03698	24	Pass
NVNT	ax20	5260	Ant2	15.41	0.03475	24	Pass
NVNT	ax20	5300	Ant2	15.47	0.03524	24	Pass



NVNT	ax20	5320	Ant2	12.02	0.01592	24	Pass
NVNT	ax20	5500	Ant2	16.16	0.0413	24	Pass
NVNT	ax20	5580	Ant2	15.28	0.03373	24	Pass
NVNT	ax20	5600	Ant2	15.1	0.03236	24	Pass
NVNT	ax20	5720	Ant2	15.13	0.03258	24	Pass
NVNT	ax20	5745	Ant2	15.9	0.0389	30	Pass
NVNT	ax20	5785	Ant2	15.56	0.03597	30	Pass
NVNT	ax20	5825	Ant2	15.07	0.03214	30	Pass
NVNT	ax40	5190	Ant1	11.47	0.01403	24	Pass
NVNT	ax40	5230	Ant1	15.34	0.0342	24	Pass
NVNT	ax40	5270	Ant1	14.66	0.02924	24	Pass
NVNT	ax40	5310	Ant1	11.09	0.01285	24	Pass
NVNT	ax40	5510	Ant1	14.93	0.03112	24	Pass
NVNT	ax40	5550	Ant1	14.45	0.02786	24	Pass
NVNT	ax40	5630	Ant1	14.13	0.02588	24	Pass
NVNT	ax40	5710	Ant1	14.19	0.02624	24	Pass
NVNT	ax40	5755	Ant1	15.16	0.03281	30	Pass
NVNT	ax40	5795	Ant1	14.29	0.02685	30	Pass
NVNT	ax40	5190	Ant2	10.55	0.01135	24	Pass
NVNT	ax40	5230	Ant2	15.29	0.03381	24	Pass
NVNT	ax40	5270	Ant2	14.88	0.03076	24	Pass
NVNT	ax40	5310	Ant2	9.76	0.00946	24	Pass
NVNT	ax40	5510	Ant2	13.33	0.02153	24	Pass
NVNT	ax40	5550	Ant2	14.39	0.02748	24	Pass
NVNT	ax40	5630	Ant2	14.38	0.02742	24	Pass
NVNT	ax40	5710	Ant2	14.37	0.02735	24	Pass
NVNT	ax40	5755	Ant2	15.71	0.03724	30	Pass
NVNT	ax40	5795	Ant2	15.19	0.03304	30	Pass
NVNT	ax80	5210	Ant1	9.88	0.00973	24	Pass
NVNT	ax80	5290	Ant1	10.87	0.01222	24	Pass
NVNT	ax80	5530	Ant1	13.59	0.02286	24	Pass
NVNT	ax80	5610	Ant1	14.79	0.03013	24	Pass
NVNT	ax80	5690	Ant1	14.37	0.02735	24	Pass
NVNT	ax80	5775	Ant1	14.52	0.02831	30	Pass
NVNT	ax80	5210	Ant2	10.88	0.01225	24	Pass
NVNT	ax80	5290	Ant2	9.83	0.00962	24	Pass
NVNT	ax80	5530	Ant2	12.19	0.01656	24	Pass
NVNT	ax80	5610	Ant2	14.98	0.03148	24	Pass



NVNT	ax80	5690	Ant2	14.7	0.02951	24	Pass
NVNT	ax80	5775	Ant2	15.19	0.03304	30	Pass
NVNT	ax20 26@0	5180	Ant1	9.61	0.00914	24	Pass
NVNT	ax20 26@0	5220	Ant1	8.76	0.00752	24	Pass
NVNT	ax20 26@0	5240	Ant1	8.71	0.00743	24	Pass
NVNT	ax20 26@0	5260	Ant1	8.68	0.00738	23.92	Pass
NVNT	ax20 26@0	5300	Ant1	8.96	0.00787	23.9	Pass
NVNT	ax20 26@0	5320	Ant1	8.79	0.00757	23.93	Pass
NVNT	ax20 26@0	5500	Ant1	9.35	0.00861	24	Pass
NVNT	ax20 26@0	5580	Ant1	7.94	0.00622	24	Pass
NVNT	ax20 26@0	5600	Ant1	8.08	0.00643	24	Pass
NVNT	ax20 26@0	5720	Ant1	8.41	0.00693	24	Pass
NVNT	ax20 26@0	5745	Ant1	9.2	0.00832	30	Pass
NVNT	ax20 26@0	5785	Ant1	8.47	0.00703	30	Pass
NVNT	ax20 26@0	5825	Ant1	7.11	0.00514	30	Pass
NVNT	ax20 26@0	5180	Ant2	9.56	0.00904	24	Pass
NVNT	ax20 26@0	5220	Ant2	9.1	0.00813	24	Pass
NVNT	ax20 26@0	5240	Ant2	9.39	0.00869	24	Pass
NVNT	ax20 26@0	5260	Ant2	8.98	0.00791	23.95	Pass
NVNT	ax20 26@0	5300	Ant2	9	0.00794	23.9	Pass
NVNT	ax20 26@0	5320	Ant2	9.43	0.00877	23.93	Pass
NVNT	ax20 26@0	5500	Ant2	9.59	0.0091	24	Pass
NVNT	ax20 26@0	5580	Ant2	8.49	0.00706	24	Pass
NVNT	ax20 26@0	5600	Ant2	8.67	0.00736	24	Pass
NVNT	ax20 26@0	5720	Ant2	8.31	0.00678	24	Pass
NVNT	ax20 26@0	5745	Ant2	9.95	0.00989	30	Pass
NVNT	ax20 26@0	5785	Ant2	9.61	0.00914	30	Pass
NVNT	ax20 26@0	5825	Ant2	8.75	0.0075	30	Pass
NVNT	ax20 52@37	5180	Ant1	11.36	0.01368	24	Pass
NVNT	ax20 52@37	5220	Ant1	11.11	0.01291	24	Pass
NVNT	ax20 52@37	5240	Ant1	11.01	0.01262	24	Pass
NVNT	ax20 52@37	5260	Ant1	11	0.01259	24	Pass
NVNT	ax20 52@37	5300	Ant1	11.31	0.01352	24	Pass
NVNT	ax20 52@37	5320	Ant1	11.14	0.013	24	Pass
NVNT	ax20 52@37	5500	Ant1	11.6	0.01445	24	Pass
NVNT	ax20 52@37	5580	Ant1	10.74	0.01186	24	Pass
NVNT	ax20 52@37	5600	Ant1	11.03	0.01268	24	Pass
NVNT	ax20 52@37	5720	Ant1	10.49	0.01119	24	Pass



NVNT	ax20 52@37	5745	Ant1	11.49	0.01409	30	Pass
NVNT	ax20 52@37	5785	Ant1	10.71	0.01178	30	Pass
NVNT	ax20 52@37	5825	Ant1	10.06	0.01014	30	Pass
NVNT	ax20 52@37	5180	Ant2	11.52	0.01419	24	Pass
NVNT	ax20 52@37	5220	Ant2	11.11	0.01291	24	Pass
NVNT	ax20 52@37	5240	Ant2	11.03	0.01268	24	Pass
NVNT	ax20 52@37	5260	Ant2	11.06	0.01276	24	Pass
NVNT	ax20 52@37	5300	Ant2	11.14	0.013	24	Pass
NVNT	ax20 52@37	5320	Ant2	11.55	0.01429	24	Pass
NVNT	ax20 52@37	5500	Ant2	11.97	0.01574	24	Pass
NVNT	ax20 52@37	5580	Ant2	11.27	0.0134	24	Pass
NVNT	ax20 52@37	5600	Ant2	11.1	0.01288	24	Pass
NVNT	ax20 52@37	5720	Ant2	10.94	0.01242	24	Pass
NVNT	ax20 52@37	5745	Ant2	12.07	0.01611	30	Pass
NVNT	ax20 52@37	5785	Ant2	11.58	0.01439	30	Pass
NVNT	ax20 52@37	5825	Ant2	11.05	0.01274	30	Pass
NVNT	ax20 106@53	5180	Ant1	13.55	0.02265	24	Pass
NVNT	ax20 106@53	5220	Ant1	13.4	0.02188	24	Pass
NVNT	ax20 106@53	5240	Ant1	13.16	0.0207	24	Pass
NVNT	ax20 106@53	5260	Ant1	13.22	0.02099	24	Pass
NVNT	ax20 106@53	5300	Ant1	13.48	0.02228	24	Pass
NVNT	ax20 106@53	5320	Ant1	13.26	0.02118	24	Pass
NVNT	ax20 106@53	5500	Ant1	13.58	0.0228	24	Pass
NVNT	ax20 106@53	5580	Ant1	12.64	0.01837	24	Pass
NVNT	ax20 106@53	5600	Ant1	12.76	0.01888	24	Pass
NVNT	ax20 106@53	5720	Ant1	12.41	0.01742	24	Pass
NVNT	ax20 106@53	5745	Ant1	13.28	0.02128	30	Pass
NVNT	ax20 106@53	5785	Ant1	12.53	0.01791	30	Pass
NVNT	ax20 106@53	5825	Ant1	11.95	0.01567	30	Pass
NVNT	ax20 106@53	5180	Ant2	13.68	0.02333	24	Pass
NVNT	ax20 106@53	5220	Ant2	13.25	0.02113	24	Pass
NVNT	ax20 106@53	5240	Ant2	13.22	0.02099	24	Pass
NVNT	ax20 106@53	5260	Ant2	13.12	0.02051	24	Pass
NVNT	ax20 106@53	5300	Ant2	13.22	0.02099	24	Pass
NVNT	ax20 106@53	5320	Ant2	13.53	0.02254	24	Pass
NVNT	ax20 106@53	5500	Ant2	13.78	0.02388	24	Pass
NVNT	ax20 106@53	5580	Ant2	13.04	0.02014	24	Pass
NVNT	ax20 106@53	5600	Ant2	12.88	0.01941	24	Pass



NVNT	ax20 106@53	5720	Ant2	12.88	0.01941	24	Pass
NVNT	ax20 106@53	5745	Ant2	13.85	0.02427	30	Pass
NVNT	ax20 106@53	5785	Ant2	13.51	0.02244	30	Pass
NVNT	ax20 106@53	5825	Ant2	12.85	0.01928	30	Pass
NVNT	ax40 26@0	5190	Ant1	7.98	0.00628	24	Pass
NVNT	ax40 26@0	5230	Ant1	7.89	0.00615	24	Pass
NVNT	ax40 26@0	5270	Ant1	7.54	0.00568	23.93	Pass
NVNT	ax40 26@0	5310	Ant1	8	0.00631	23.88	Pass
NVNT	ax40 26@0	5510	Ant1	8.13	0.0065	24	Pass
NVNT	ax40 26@0	5550	Ant1	7.75	0.00596	24	Pass
NVNT	ax40 26@0	5630	Ant1	7.21	0.00526	24	Pass
NVNT	ax40 26@0	5710	Ant1	6.87	0.00486	24	Pass
NVNT	ax40 26@0	5755	Ant1	8.48	0.00705	30	Pass
NVNT	ax40 26@0	5795	Ant1	7.33	0.00541	30	Pass
NVNT	ax40 26@0	5190	Ant2	7.98	0.00628	24	Pass
NVNT	ax40 26@0	5230	Ant2	8.02	0.00634	24	Pass
NVNT	ax40 26@0	5270	Ant2	8.11	0.00647	24	Pass
NVNT	ax40 26@0	5310	Ant2	8.21	0.00662	23.95	Pass
NVNT	ax40 26@0	5510	Ant2	8.47	0.00703	24	Pass
NVNT	ax40 26@0	5550	Ant2	7.93	0.00621	24	Pass
NVNT	ax40 26@0	5630	Ant2	7.9	0.00617	24	Pass
NVNT	ax40 26@0	5710	Ant2	8.08	0.00643	24	Pass
NVNT	ax40 26@0	5755	Ant2	9.46	0.00883	30	Pass
NVNT	ax40 26@0	5795	Ant2	8.71	0.00743	30	Pass
NVNT	ax40 52@37	5190	Ant1	11.44	0.01393	24	Pass
NVNT	ax40 52@37	5230	Ant1	11.11	0.01291	24	Pass
NVNT	ax40 52@37	5270	Ant1	10.76	0.01191	24	Pass
NVNT	ax40 52@37	5310	Ant1	11.19	0.01315	24	Pass
NVNT	ax40 52@37	5510	Ant1	11.13	0.01297	24	Pass
NVNT	ax40 52@37	5550	Ant1	10.95	0.01245	24	Pass
NVNT	ax40 52@37	5630	Ant1	10.56	0.01138	24	Pass
NVNT	ax40 52@37	5710	Ant1	10.13	0.0103	24	Pass
NVNT	ax40 52@37	5755	Ant1	11.36	0.01368	30	Pass
NVNT	ax40 52@37	5795	Ant1	10.19	0.01045	30	Pass
NVNT	ax40 52@37	5190	Ant2	11.41	0.01384	24	Pass
NVNT	ax40 52@37	5230	Ant2	11.03	0.01268	24	Pass
NVNT	ax40 52@37	5270	Ant2	11.12	0.01294	24	Pass
NVNT	ax40 52@37	5310	Ant2	11.14	0.013	24	Pass



NVNT	ax40 52@37	5510	Ant2	11.33	0.01358	24	Pass
NVNT	ax40 52@37	5550	Ant2	10.81	0.01205	24	Pass
NVNT	ax40 52@37	5630	Ant2	10.55	0.01135	24	Pass
NVNT	ax40 52@37	5710	Ant2	10.76	0.01191	24	Pass
NVNT	ax40 52@37	5755	Ant2	11.78	0.01507	30	Pass
NVNT	ax40 52@37	5795	Ant2	11.13	0.01297	30	Pass
NVNT	ax40 106@53	5190	Ant1	13.11	0.02046	24	Pass
NVNT	ax40 106@53	5230	Ant1	12.94	0.01968	24	Pass
NVNT	ax40 106@53	5270	Ant1	12.65	0.01841	24	Pass
NVNT	ax40 106@53	5310	Ant1	12.86	0.01932	24	Pass
NVNT	ax40 106@53	5510	Ant1	13.35	0.02163	24	Pass
NVNT	ax40 106@53	5550	Ant1	12.99	0.01991	24	Pass
NVNT	ax40 106@53	5630	Ant1	12.55	0.01799	24	Pass
NVNT	ax40 106@53	5710	Ant1	12.42	0.01746	24	Pass
NVNT	ax40 106@53	5755	Ant1	13.43	0.02203	30	Pass
NVNT	ax40 106@53	5795	Ant1	12.44	0.01754	30	Pass
NVNT	ax40 106@53	5190	Ant2	13.25	0.02113	24	Pass
NVNT	ax40 106@53	5230	Ant2	12.89	0.01945	24	Pass
NVNT	ax40 106@53	5270	Ant2	12.89	0.01945	24	Pass
NVNT	ax40 106@53	5310	Ant2	12.75	0.01884	24	Pass
NVNT	ax40 106@53	5510	Ant2	13.47	0.02223	24	Pass
NVNT	ax40 106@53	5550	Ant2	12.77	0.01892	24	Pass
NVNT	ax40 106@53	5630	Ant2	12.73	0.01875	24	Pass
NVNT	ax40 106@53	5710	Ant2	12.79	0.01901	24	Pass
NVNT	ax40 106@53	5755	Ant2	13.93	0.02472	30	Pass
NVNT	ax40 106@53	5795	Ant2	13.4	0.02188	30	Pass
NVNT	ax40 242@61	5190	Ant1	15.73	0.03741	24	Pass
NVNT	ax40 242@61	5230	Ant1	15.54	0.03581	24	Pass
NVNT	ax40 242@61	5270	Ant1	15.09	0.03228	24	Pass
NVNT	ax40 242@61	5310	Ant1	15.33	0.03412	24	Pass
NVNT	ax40 242@61	5510	Ant1	15.76	0.03767	24	Pass
NVNT	ax40 242@61	5550	Ant1	15.45	0.03508	24	Pass
NVNT	ax40 242@61	5630	Ant1	15.13	0.03258	24	Pass
NVNT	ax40 242@61	5710	Ant1	15.03	0.03184	24	Pass
NVNT	ax40 242@61	5755	Ant1	15.8	0.03802	30	Pass
NVNT	ax40 242@61	5795	Ant1	15.1	0.03236	30	Pass
NVNT	ax40 242@61	5190	Ant2	16	0.03981	24	Pass
NVNT	ax40 242@61	5230	Ant2	15.62	0.03648	24	Pass



NVNT	ax40 242@61	5270	Ant2	15.5	0.03548	24	Pass
NVNT	ax40 242@61	5310	Ant2	15.3	0.03388	24	Pass
NVNT	ax40 242@61	5510	Ant2	15.91	0.03899	24	Pass
NVNT	ax40 242@61	5550	Ant2	15.27	0.03365	24	Pass
NVNT	ax40 242@61	5630	Ant2	15.26	0.03357	24	Pass
NVNT	ax40 242@61	5710	Ant2	15.21	0.03319	24	Pass
NVNT	ax40 242@61	5755	Ant2	16.36	0.04325	30	Pass
NVNT	ax40 242@61	5795	Ant2	15.95	0.03936	30	Pass
NVNT	ax80 26@0	5210	Ant1	6.75	0.00473	24	Pass
NVNT	ax80 26@0	5290	Ant1	6.82	0.00481	24	Pass
NVNT	ax80 26@0	5530	Ant1	7.56	0.0057	24	Pass
NVNT	ax80 26@0	5610	Ant1	6.63	0.0046	24	Pass
NVNT	ax80 26@0	5690	Ant1	6.81	0.0048	24	Pass
NVNT	ax80 26@0	5775	Ant1	7.38	0.00547	30	Pass
NVNT	ax80 26@0	5210	Ant2	7.9	0.00617	24	Pass
NVNT	ax80 26@0	5290	Ant2	7.09	0.00512	24	Pass
NVNT	ax80 26@0	5530	Ant2	7.69	0.00587	24	Pass
NVNT	ax80 26@0	5610	Ant2	7.33	0.00541	24	Pass
NVNT	ax80 26@0	5690	Ant2	7.59	0.00574	24	Pass
NVNT	ax80 26@0	5775	Ant2	8.52	0.00711	30	Pass
NVNT	ax80 52@37	5210	Ant1	11.28	0.01343	24	Pass
NVNT	ax80 52@37	5290	Ant1	10.64	0.01159	24	Pass
NVNT	ax80 52@37	5530	Ant1	10.97	0.0125	24	Pass
NVNT	ax80 52@37	5610	Ant1	9.99	0.00998	24	Pass
NVNT	ax80 52@37	5690	Ant1	9.71	0.00935	24	Pass
NVNT	ax80 52@37	5775	Ant1	10.56	0.01138	30	Pass
NVNT	ax80 52@37	5210	Ant2	11.45	0.01396	24	Pass
NVNT	ax80 52@37	5290	Ant2	10.83	0.01211	24	Pass
NVNT	ax80 52@37	5530	Ant2	10.83	0.01211	24	Pass
NVNT	ax80 52@37	5610	Ant2	10.35	0.01084	24	Pass
NVNT	ax80 52@37	5690	Ant2	10.67	0.01167	24	Pass
NVNT	ax80 52@37	5775	Ant2	11.27	0.0134	30	Pass
NVNT	ax80 106@53	5210	Ant1	14.1	0.0257	24	Pass
NVNT	ax80 106@53	5290	Ant1	12.45	0.01758	24	Pass
NVNT	ax80 106@53	5530	Ant1	12.47	0.01766	24	Pass
NVNT	ax80 106@53	5610	Ant1	11.62	0.01452	24	Pass
NVNT	ax80 106@53	5690	Ant1	11.41	0.01384	24	Pass
NVNT	ax80 106@53	5775	Ant1	12.13	0.01633	30	Pass



NVNT	ax80 106@53	5210	Ant2	13.55	0.02265	24	Pass
NVNT	ax80 106@53	5290	Ant2	12.71	0.01866	24	Pass
NVNT	ax80 106@53	5530	Ant2	12.46	0.01762	24	Pass
NVNT	ax80 106@53	5610	Ant2	11.96	0.0157	24	Pass
NVNT	ax80 106@53	5690	Ant2	11.82	0.01521	24	Pass
NVNT	ax80 106@53	5775	Ant2	12.91	0.01954	30	Pass
NVNT	ax80 242@61	5210	Ant1	13.5	0.02239	24	Pass
NVNT	ax80 242@61	5290	Ant1	12.81	0.0191	24	Pass
NVNT	ax80 242@61	5530	Ant1	15.12	0.03251	24	Pass
NVNT	ax80 242@61	5610	Ant1	15.34	0.0342	24	Pass
NVNT	ax80 242@61	5690	Ant1	14.9	0.0309	24	Pass
NVNT	ax80 242@61	5775	Ant1	15.56	0.03597	30	Pass
NVNT	ax80 242@61	5210	Ant2	11.99	0.01581	24	Pass
NVNT	ax80 242@61	5290	Ant2	9.6	0.00912	24	Pass
NVNT	ax80 242@61	5530	Ant2	14.41	0.02761	24	Pass
NVNT	ax80 242@61	5610	Ant2	15.55	0.03589	24	Pass
NVNT	ax80 242@61	5690	Ant2	15.4	0.03467	24	Pass
NVNT	ax80 242@61	5775	Ant2	16.36	0.04325	30	Pass
NVNT	ax80 484@65	5210	Ant1	15.45	0.03508	24	Pass
NVNT	ax80 484@65	5290	Ant1	14.47	0.02799	24	Pass
NVNT	ax80 484@65	5530	Ant1	15.22	0.03327	24	Pass
NVNT	ax80 484@65	5610	Ant1	14.56	0.02858	24	Pass
NVNT	ax80 484@65	5690	Ant1	14.14	0.02594	24	Pass
NVNT	ax80 484@65	5775	Ant1	14.97	0.03141	30	Pass
NVNT	ax80 484@65	5210	Ant2	15.76	0.03767	24	Pass
NVNT	ax80 484@65	5290	Ant2	14.49	0.02812	24	Pass
NVNT	ax80 484@65	5530	Ant2	15.3	0.03388	24	Pass
NVNT	ax80 484@65	5610	Ant2	14.71	0.02958	24	Pass
NVNT	ax80 484@65	5690	Ant2	14.7	0.02951	24	Pass
NVNT	ax80 484@65	5775	Ant2	15.67	0.0369	30	Pass

**A.3. Emission Bandwidth**

Condition	Mode	Frequency (MHz)	Antenna	-26 dB Bandwidth (MHz)	Verdict
NVNT	a	5180	Ant1	23.939	Pass
NVNT	a	5220	Ant1	23.622	Pass
NVNT	a	5240	Ant1	23.672	Pass
NVNT	a	5260	Ant1	20.822	Pass
NVNT	a	5300	Ant1	23.865	Pass
NVNT	a	5320	Ant1	23.728	Pass
NVNT	a	5500	Ant1	23.648	Pass
NVNT	a	5580	Ant1	24.216	Pass
NVNT	a	5600	Ant1	24.08	Pass
NVNT	a	5720	Ant1	23.483	Pass
NVNT	a	5180	Ant2	23.921	Pass
NVNT	a	5220	Ant2	24.634	Pass
NVNT	a	5240	Ant2	24.127	Pass
NVNT	a	5260	Ant2	23.431	Pass
NVNT	a	5300	Ant2	24.106	Pass
NVNT	a	5320	Ant2	23.341	Pass
NVNT	a	5500	Ant2	24.42	Pass
NVNT	a	5580	Ant2	23.783	Pass
NVNT	a	5600	Ant2	24.38	Pass
NVNT	a	5720	Ant2	24.014	Pass
NVNT	n20	5180	Ant1	22.484	Pass
NVNT	n20	5220	Ant1	25.098	Pass
NVNT	n20	5240	Ant1	22.529	Pass
NVNT	n20	5260	Ant1	24.486	Pass
NVNT	n20	5300	Ant1	23.887	Pass
NVNT	n20	5320	Ant1	24.994	Pass
NVNT	n20	5500	Ant1	28.858	Pass
NVNT	n20	5580	Ant1	25.723	Pass
NVNT	n20	5600	Ant1	25.518	Pass
NVNT	n20	5720	Ant1	25.49	Pass
NVNT	n20	5180	Ant2	25.491	Pass
NVNT	n20	5220	Ant2	25.06	Pass
NVNT	n20	5240	Ant2	24.949	Pass
NVNT	n20	5260	Ant2	25.368	Pass
NVNT	n20	5300	Ant2	24.634	Pass



NVNT	n20	5320	Ant2	22.5	Pass
NVNT	n20	5500	Ant2	25.435	Pass
NVNT	n20	5580	Ant2	25.23	Pass
NVNT	n20	5600	Ant2	23.647	Pass
NVNT	n20	5720	Ant2	23.357	Pass
NVNT	n40	5190	Ant1	43.298	Pass
NVNT	n40	5230	Ant1	47.284	Pass
NVNT	n40	5270	Ant1	56.19	Pass
NVNT	n40	5310	Ant1	55.252	Pass
NVNT	n40	5510	Ant1	59.619	Pass
NVNT	n40	5550	Ant1	59.773	Pass
NVNT	n40	5630	Ant1	59.97	Pass
NVNT	n40	5710	Ant1	59.921	Pass
NVNT	n40	5190	Ant2	51.269	Pass
NVNT	n40	5230	Ant2	56.06	Pass
NVNT	n40	5270	Ant2	43.279	Pass
NVNT	n40	5310	Ant2	46.031	Pass
NVNT	n40	5510	Ant2	54.665	Pass
NVNT	n40	5550	Ant2	56.928	Pass
NVNT	n40	5630	Ant2	57.451	Pass
NVNT	n40	5710	Ant2	52.679	Pass
NVNT	ac20	5180	Ant1	24.564	Pass
NVNT	ac20	5220	Ant1	23.835	Pass
NVNT	ac20	5240	Ant1	23.653	Pass
NVNT	ac20	5260	Ant1	22.681	Pass
NVNT	ac20	5300	Ant1	22.802	Pass
NVNT	ac20	5320	Ant1	25.423	Pass
NVNT	ac20	5500	Ant1	29.149	Pass
NVNT	ac20	5580	Ant1	25.683	Pass
NVNT	ac20	5600	Ant1	26.026	Pass
NVNT	ac20	5720	Ant1	26.184	Pass
NVNT	ac20	5180	Ant2	25.056	Pass
NVNT	ac20	5220	Ant2	25.181	Pass
NVNT	ac20	5240	Ant2	25.488	Pass
NVNT	ac20	5260	Ant2	24.694	Pass
NVNT	ac20	5300	Ant2	24.363	Pass
NVNT	ac20	5320	Ant2	25.234	Pass
NVNT	ac20	5500	Ant2	24.231	Pass



NVNT	ac20	5580	Ant2	25.669	Pass
NVNT	ac20	5600	Ant2	24.271	Pass
NVNT	ac20	5720	Ant2	25.539	Pass
NVNT	ac40	5190	Ant1	54.501	Pass
NVNT	ac40	5230	Ant1	53.852	Pass
NVNT	ac40	5270	Ant1	55.006	Pass
NVNT	ac40	5310	Ant1	53.36	Pass
NVNT	ac40	5510	Ant1	59.32	Pass
NVNT	ac40	5550	Ant1	58.229	Pass
NVNT	ac40	5630	Ant1	54.887	Pass
NVNT	ac40	5710	Ant1	54.951	Pass
NVNT	ac40	5190	Ant2	41.187	Pass
NVNT	ac40	5230	Ant2	56.054	Pass
NVNT	ac40	5270	Ant2	48.501	Pass
NVNT	ac40	5310	Ant2	54.388	Pass
NVNT	ac40	5510	Ant2	56.308	Pass
NVNT	ac40	5550	Ant2	57.171	Pass
NVNT	ac40	5630	Ant2	50.449	Pass
NVNT	ac40	5710	Ant2	54.301	Pass
NVNT	ac80	5210	Ant1	96.105	Pass
NVNT	ac80	5290	Ant1	86.864	Pass
NVNT	ac80	5530	Ant1	108.831	Pass
NVNT	ac80	5610	Ant1	96.839	Pass
NVNT	ac80	5690	Ant1	96.607	Pass
NVNT	ac80	5210	Ant2	99.371	Pass
NVNT	ac80	5290	Ant2	86.935	Pass
NVNT	ac80	5530	Ant2	103.8	Pass
NVNT	ac80	5610	Ant2	112.083	Pass
NVNT	ac80	5690	Ant2	105.437	Pass
NVNT	ax20	5180	Ant1	24.881	Pass
NVNT	ax20	5220	Ant1	22.639	Pass
NVNT	ax20	5240	Ant1	25.185	Pass
NVNT	ax20	5260	Ant1	21.758	Pass
NVNT	ax20	5300	Ant1	24.172	Pass
NVNT	ax20	5320	Ant1	23.265	Pass
NVNT	ax20	5500	Ant1	24.401	Pass
NVNT	ax20	5580	Ant1	25.43	Pass
NVNT	ax20	5600	Ant1	25.429	Pass



NVNT	ax20	5720	Ant1	23.704	Pass
NVNT	ax20	5180	Ant2	24.919	Pass
NVNT	ax20	5220	Ant2	22.376	Pass
NVNT	ax20	5240	Ant2	22.756	Pass
NVNT	ax20	5260	Ant2	23.699	Pass
NVNT	ax20	5300	Ant2	23.684	Pass
NVNT	ax20	5320	Ant2	21.52	Pass
NVNT	ax20	5500	Ant2	23.402	Pass
NVNT	ax20	5580	Ant2	22.476	Pass
NVNT	ax20	5600	Ant2	24.006	Pass
NVNT	ax20	5720	Ant2	21.637	Pass
NVNT	ax40	5190	Ant1	43.541	Pass
NVNT	ax40	5230	Ant1	43.003	Pass
NVNT	ax40	5270	Ant1	47.172	Pass
NVNT	ax40	5310	Ant1	43.489	Pass
NVNT	ax40	5510	Ant1	55.311	Pass
NVNT	ax40	5550	Ant1	54.204	Pass
NVNT	ax40	5630	Ant1	47.724	Pass
NVNT	ax40	5710	Ant1	46.331	Pass
NVNT	ax40	5190	Ant2	45.297	Pass
NVNT	ax40	5230	Ant2	44.936	Pass
NVNT	ax40	5270	Ant2	45.469	Pass
NVNT	ax40	5310	Ant2	42.577	Pass
NVNT	ax40	5510	Ant2	48.605	Pass
NVNT	ax40	5550	Ant2	43.283	Pass
NVNT	ax40	5630	Ant2	43.99	Pass
NVNT	ax40	5710	Ant2	44.865	Pass
NVNT	ax80	5210	Ant1	96.42	Pass
NVNT	ax80	5290	Ant1	85.99	Pass
NVNT	ax80	5530	Ant1	107.303	Pass
NVNT	ax80	5610	Ant1	91.964	Pass
NVNT	ax80	5690	Ant1	93.579	Pass
NVNT	ax80	5210	Ant2	94.035	Pass
NVNT	ax80	5290	Ant2	104.472	Pass
NVNT	ax80	5530	Ant2	98.65	Pass
NVNT	ax80	5610	Ant2	108.653	Pass
NVNT	ax80	5690	Ant2	90.523	Pass
NVNT	ax20 26@0	5180	Ant1	19.646	Pass



NVNT	ax20 26@0	5220	Ant1	19.463	Pass
NVNT	ax20 26@0	5240	Ant1	19.43	Pass
NVNT	ax20 26@0	5260	Ant1	19.59	Pass
NVNT	ax20 26@0	5300	Ant1	19.481	Pass
NVNT	ax20 26@0	5320	Ant1	19.632	Pass
NVNT	ax20 26@0	5500	Ant1	20.193	Pass
NVNT	ax20 26@0	5580	Ant1	20.228	Pass
NVNT	ax20 26@0	5600	Ant1	20.548	Pass
NVNT	ax20 26@0	5720	Ant1	20.245	Pass
NVNT	ax20 26@0	5180	Ant2	19.538	Pass
NVNT	ax20 26@0	5220	Ant2	19.584	Pass
NVNT	ax20 26@0	5240	Ant2	19.544	Pass
NVNT	ax20 26@0	5260	Ant2	19.732	Pass
NVNT	ax20 26@0	5300	Ant2	19.512	Pass
NVNT	ax20 26@0	5320	Ant2	19.636	Pass
NVNT	ax20 26@0	5500	Ant2	20.37	Pass
NVNT	ax20 26@0	5580	Ant2	20.339	Pass
NVNT	ax20 26@0	5600	Ant2	20.256	Pass
NVNT	ax20 26@0	5720	Ant2	20.448	Pass
NVNT	ax20 52@37	5180	Ant1	20.329	Pass
NVNT	ax20 52@37	5220	Ant1	20.479	Pass
NVNT	ax20 52@37	5240	Ant1	20.484	Pass
NVNT	ax20 52@37	5260	Ant1	20.488	Pass
NVNT	ax20 52@37	5300	Ant1	20.454	Pass
NVNT	ax20 52@37	5320	Ant1	20.331	Pass
NVNT	ax20 52@37	5500	Ant1	21.179	Pass
NVNT	ax20 52@37	5580	Ant1	20.735	Pass
NVNT	ax20 52@37	5600	Ant1	20.956	Pass
NVNT	ax20 52@37	5720	Ant1	20.901	Pass
NVNT	ax20 52@37	5180	Ant2	20.257	Pass
NVNT	ax20 52@37	5220	Ant2	20.425	Pass
NVNT	ax20 52@37	5240	Ant2	20.373	Pass
NVNT	ax20 52@37	5260	Ant2	20.569	Pass
NVNT	ax20 52@37	5300	Ant2	20.495	Pass
NVNT	ax20 52@37	5320	Ant2	20.474	Pass
NVNT	ax20 52@37	5500	Ant2	21.035	Pass
NVNT	ax20 52@37	5580	Ant2	20.805	Pass
NVNT	ax20 52@37	5600	Ant2	20.793	Pass



NVNT	ax20 52@37	5720	Ant2	21.089	Pass
NVNT	ax20 106@53	5180	Ant1	20.732	Pass
NVNT	ax20 106@53	5220	Ant1	20.73	Pass
NVNT	ax20 106@53	5240	Ant1	20.673	Pass
NVNT	ax20 106@53	5260	Ant1	20.597	Pass
NVNT	ax20 106@53	5300	Ant1	20.669	Pass
NVNT	ax20 106@53	5320	Ant1	20.63	Pass
NVNT	ax20 106@53	5500	Ant1	21.535	Pass
NVNT	ax20 106@53	5580	Ant1	23.629	Pass
NVNT	ax20 106@53	5600	Ant1	21.346	Pass
NVNT	ax20 106@53	5720	Ant1	21.549	Pass
NVNT	ax20 106@53	5180	Ant2	20.786	Pass
NVNT	ax20 106@53	5220	Ant2	20.681	Pass
NVNT	ax20 106@53	5240	Ant2	20.71	Pass
NVNT	ax20 106@53	5260	Ant2	20.586	Pass
NVNT	ax20 106@53	5300	Ant2	20.638	Pass
NVNT	ax20 106@53	5320	Ant2	20.722	Pass
NVNT	ax20 106@53	5500	Ant2	21.365	Pass
NVNT	ax20 106@53	5580	Ant2	21.332	Pass
NVNT	ax20 106@53	5600	Ant2	21.327	Pass
NVNT	ax20 106@53	5720	Ant2	21.413	Pass
NVNT	ax40 26@0	5190	Ant1	19.38	Pass
NVNT	ax40 26@0	5230	Ant1	19.36	Pass
NVNT	ax40 26@0	5270	Ant1	19.632	Pass
NVNT	ax40 26@0	5310	Ant1	19.394	Pass
NVNT	ax40 26@0	5510	Ant1	21.143	Pass
NVNT	ax40 26@0	5550	Ant1	22.304	Pass
NVNT	ax40 26@0	5630	Ant1	21.219	Pass
NVNT	ax40 26@0	5710	Ant1	21.18	Pass
NVNT	ax40 26@0	5190	Ant2	19.339	Pass
NVNT	ax40 26@0	5230	Ant2	19.896	Pass
NVNT	ax40 26@0	5270	Ant2	19.97	Pass
NVNT	ax40 26@0	5310	Ant2	19.74	Pass
NVNT	ax40 26@0	5510	Ant2	22.278	Pass
NVNT	ax40 26@0	5550	Ant2	22.14	Pass
NVNT	ax40 26@0	5630	Ant2	21.896	Pass
NVNT	ax40 26@0	5710	Ant2	21.834	Pass
NVNT	ax40 52@37	5190	Ant1	21.116	Pass



NVNT	ax40 52@37	5230	Ant1	20.547	Pass
NVNT	ax40 52@37	5270	Ant1	20.603	Pass
NVNT	ax40 52@37	5310	Ant1	20.378	Pass
NVNT	ax40 52@37	5510	Ant1	23.401	Pass
NVNT	ax40 52@37	5550	Ant1	22.21	Pass
NVNT	ax40 52@37	5630	Ant1	22.543	Pass
NVNT	ax40 52@37	5710	Ant1	24.013	Pass
NVNT	ax40 52@37	5190	Ant2	20.232	Pass
NVNT	ax40 52@37	5230	Ant2	19.993	Pass
NVNT	ax40 52@37	5270	Ant2	20.668	Pass
NVNT	ax40 52@37	5310	Ant2	20.904	Pass
NVNT	ax40 52@37	5510	Ant2	23.209	Pass
NVNT	ax40 52@37	5550	Ant2	23.311	Pass
NVNT	ax40 52@37	5630	Ant2	22.493	Pass
NVNT	ax40 52@37	5710	Ant2	22.044	Pass
NVNT	ax40 106@53	5190	Ant1	25.368	Pass
NVNT	ax40 106@53	5230	Ant1	25.081	Pass
NVNT	ax40 106@53	5270	Ant1	24.498	Pass
NVNT	ax40 106@53	5310	Ant1	24.813	Pass
NVNT	ax40 106@53	5510	Ant1	26.42	Pass
NVNT	ax40 106@53	5550	Ant1	26.144	Pass
NVNT	ax40 106@53	5630	Ant1	26.327	Pass
NVNT	ax40 106@53	5710	Ant1	26.726	Pass
NVNT	ax40 106@53	5190	Ant2	20.892	Pass
NVNT	ax40 106@53	5230	Ant2	23.704	Pass
NVNT	ax40 106@53	5270	Ant2	25.137	Pass
NVNT	ax40 106@53	5310	Ant2	24.585	Pass
NVNT	ax40 106@53	5510	Ant2	26.874	Pass
NVNT	ax40 106@53	5550	Ant2	26.809	Pass
NVNT	ax40 106@53	5630	Ant2	26.297	Pass
NVNT	ax40 106@53	5710	Ant2	26.176	Pass
NVNT	ax40 242@61	5190	Ant1	34.655	Pass
NVNT	ax40 242@61	5230	Ant1	28.46	Pass
NVNT	ax40 242@61	5270	Ant1	34.694	Pass
NVNT	ax40 242@61	5310	Ant1	28.847	Pass
NVNT	ax40 242@61	5510	Ant1	32.786	Pass
NVNT	ax40 242@61	5550	Ant1	38.419	Pass
NVNT	ax40 242@61	5630	Ant1	34.591	Pass



NVNT	ax40 242@61	5710	Ant1	32.249	Pass
NVNT	ax40 242@61	5190	Ant2	36.023	Pass
NVNT	ax40 242@61	5230	Ant2	35.108	Pass
NVNT	ax40 242@61	5270	Ant2	34.812	Pass
NVNT	ax40 242@61	5310	Ant2	28.694	Pass
NVNT	ax40 242@61	5510	Ant2	35.068	Pass
NVNT	ax40 242@61	5550	Ant2	37.633	Pass
NVNT	ax40 242@61	5630	Ant2	32.568	Pass
NVNT	ax40 242@61	5710	Ant2	33.042	Pass
NVNT	ax80 26@0	5210	Ant1	24.23	Pass
NVNT	ax80 26@0	5290	Ant1	23.889	Pass
NVNT	ax80 26@0	5530	Ant1	23.426	Pass
NVNT	ax80 26@0	5610	Ant1	24.275	Pass
NVNT	ax80 26@0	5690	Ant1	23.937	Pass
NVNT	ax80 26@0	5210	Ant2	23.618	Pass
NVNT	ax80 26@0	5290	Ant2	23.897	Pass
NVNT	ax80 26@0	5530	Ant2	22.645	Pass
NVNT	ax80 26@0	5610	Ant2	24.939	Pass
NVNT	ax80 26@0	5690	Ant2	23.551	Pass
NVNT	ax80 52@37	5210	Ant1	27.276	Pass
NVNT	ax80 52@37	5290	Ant1	26.488	Pass
NVNT	ax80 52@37	5530	Ant1	24.422	Pass
NVNT	ax80 52@37	5610	Ant1	26.738	Pass
NVNT	ax80 52@37	5690	Ant1	25.886	Pass
NVNT	ax80 52@37	5210	Ant2	27.509	Pass
NVNT	ax80 52@37	5290	Ant2	26.233	Pass
NVNT	ax80 52@37	5530	Ant2	22.705	Pass
NVNT	ax80 52@37	5610	Ant2	25.688	Pass
NVNT	ax80 52@37	5690	Ant2	25.48	Pass
NVNT	ax80 106@53	5210	Ant1	27.242	Pass
NVNT	ax80 106@53	5290	Ant1	26.292	Pass
NVNT	ax80 106@53	5530	Ant1	27.025	Pass
NVNT	ax80 106@53	5610	Ant1	28.376	Pass
NVNT	ax80 106@53	5690	Ant1	27.742	Pass
NVNT	ax80 106@53	5210	Ant2	29.142	Pass
NVNT	ax80 106@53	5290	Ant2	27.464	Pass
NVNT	ax80 106@53	5530	Ant2	28.487	Pass
NVNT	ax80 106@53	5610	Ant2	29.449	Pass



NVNT	ax80 106@53	5690	Ant2	28.352	Pass
NVNT	ax80 242@61	5210	Ant1	35.615	Pass
NVNT	ax80 242@61	5290	Ant1	35.163	Pass
NVNT	ax80 242@61	5530	Ant1	40.242	Pass
NVNT	ax80 242@61	5610	Ant1	35.031	Pass
NVNT	ax80 242@61	5690	Ant1	33.598	Pass
NVNT	ax80 242@61	5210	Ant2	33.248	Pass
NVNT	ax80 242@61	5290	Ant2	36.219	Pass
NVNT	ax80 242@61	5530	Ant2	32.917	Pass
NVNT	ax80 242@61	5610	Ant2	37.999	Pass
NVNT	ax80 242@61	5690	Ant2	36.754	Pass
NVNT	ax80 484@65	5210	Ant1	90.605	Pass
NVNT	ax80 484@65	5290	Ant1	64.047	Pass
NVNT	ax80 484@65	5530	Ant1	88.605	Pass
NVNT	ax80 484@65	5610	Ant1	67.978	Pass
NVNT	ax80 484@65	5690	Ant1	69.156	Pass
NVNT	ax80 484@65	5210	Ant2	90.104	Pass
NVNT	ax80 484@65	5290	Ant2	63.446	Pass
NVNT	ax80 484@65	5530	Ant2	87.496	Pass
NVNT	ax80 484@65	5610	Ant2	75.001	Pass
NVNT	ax80 484@65	5690	Ant2	70.002	Pass



Condition	Mode	Frequency (MHz)	Antenna	-6 dB Bandwidth (MHz)	Limit -6 dB Bandwidth (MHz)	Verdict
NVNT	a	5745	Ant1	16.333	0.5	Pass
NVNT	a	5785	Ant1	16.32	0.5	Pass
NVNT	a	5825	Ant1	16.324	0.5	Pass
NVNT	a	5745	Ant2	16.345	0.5	Pass
NVNT	a	5785	Ant2	16.317	0.5	Pass
NVNT	a	5825	Ant2	16.324	0.5	Pass
NVNT	n20	5745	Ant1	17.591	0.5	Pass
NVNT	n20	5785	Ant1	17.535	0.5	Pass
NVNT	n20	5825	Ant1	17.566	0.5	Pass
NVNT	n20	5745	Ant2	17.59	0.5	Pass
NVNT	n20	5785	Ant2	17.582	0.5	Pass
NVNT	n20	5825	Ant2	17.544	0.5	Pass
NVNT	n40	5755	Ant1	35.795	0.5	Pass
NVNT	n40	5795	Ant1	35.079	0.5	Pass
NVNT	n40	5755	Ant2	35.562	0.5	Pass
NVNT	n40	5795	Ant2	35.442	0.5	Pass
NVNT	ac20	5745	Ant1	17.595	0.5	Pass
NVNT	ac20	5785	Ant1	17.601	0.5	Pass
NVNT	ac20	5825	Ant1	17.58	0.5	Pass
NVNT	ac20	5745	Ant2	17.558	0.5	Pass
NVNT	ac20	5785	Ant2	17.59	0.5	Pass
NVNT	ac20	5825	Ant2	17.567	0.5	Pass
NVNT	ac40	5755	Ant1	36.056	0.5	Pass
NVNT	ac40	5795	Ant1	35.15	0.5	Pass
NVNT	ac40	5755	Ant2	36.254	0.5	Pass
NVNT	ac40	5795	Ant2	35.492	0.5	Pass
NVNT	ac80	5775	Ant1	75.057	0.5	Pass
NVNT	ac80	5775	Ant2	75.106	0.5	Pass
NVNT	ax20	5745	Ant1	18.962	0.5	Pass
NVNT	ax20	5785	Ant1	18.834	0.5	Pass
NVNT	ax20	5825	Ant1	18.172	0.5	Pass
NVNT	ax20	5745	Ant2	18.912	0.5	Pass
NVNT	ax20	5785	Ant2	18.795	0.5	Pass
NVNT	ax20	5825	Ant2	18.967	0.5	Pass
NVNT	ax40	5755	Ant1	37.735	0.5	Pass
NVNT	ax40	5795	Ant1	36.582	0.5	Pass



NVNT	ax40	5755	Ant2	37.616	0.5	Pass
NVNT	ax40	5795	Ant2	36.396	0.5	Pass
NVNT	ax80	5775	Ant1	75.127	0.5	Pass
NVNT	ax80	5775	Ant2	75.134	0.5	Pass
NVNT	ax20 26@0	5745	Ant1	2.07	0.5	Pass
NVNT	ax20 26@0	5785	Ant1	2.082	0.5	Pass
NVNT	ax20 26@0	5825	Ant1	2.1	0.5	Pass
NVNT	ax20 26@0	5745	Ant2	2.06	0.5	Pass
NVNT	ax20 26@0	5785	Ant2	2.036	0.5	Pass
NVNT	ax20 26@0	5825	Ant2	2.086	0.5	Pass
NVNT	ax20 52@37	5745	Ant1	17.026	0.5	Pass
NVNT	ax20 52@37	5785	Ant1	16.962	0.5	Pass
NVNT	ax20 52@37	5825	Ant1	16.976	0.5	Pass
NVNT	ax20 52@37	5745	Ant2	17.019	0.5	Pass
NVNT	ax20 52@37	5785	Ant2	16.986	0.5	Pass
NVNT	ax20 52@37	5825	Ant2	17.018	0.5	Pass
NVNT	ax20 106@53	5745	Ant1	18.112	0.5	Pass
NVNT	ax20 106@53	5785	Ant1	18.112	0.5	Pass
NVNT	ax20 106@53	5825	Ant1	18.147	0.5	Pass
NVNT	ax20 106@53	5745	Ant2	17.124	0.5	Pass
NVNT	ax20 106@53	5785	Ant2	17.143	0.5	Pass
NVNT	ax20 106@53	5825	Ant2	18.108	0.5	Pass
NVNT	ax40 26@0	5755	Ant1	11.532	0.5	Pass
NVNT	ax40 26@0	5795	Ant1	16.544	0.5	Pass
NVNT	ax40 26@0	5755	Ant2	2.02	0.5	Pass
NVNT	ax40 26@0	5795	Ant2	1.956	0.5	Pass
NVNT	ax40 52@37	5755	Ant1	16.53	0.5	Pass
NVNT	ax40 52@37	5795	Ant1	16.548	0.5	Pass
NVNT	ax40 52@37	5755	Ant2	16.531	0.5	Pass
NVNT	ax40 52@37	5795	Ant2	16.54	0.5	Pass
NVNT	ax40 106@53	5755	Ant1	17.565	0.5	Pass
NVNT	ax40 106@53	5795	Ant1	17.432	0.5	Pass
NVNT	ax40 106@53	5755	Ant2	17.545	0.5	Pass
NVNT	ax40 106@53	5795	Ant2	17.552	0.5	Pass
NVNT	ax40 242@61	5755	Ant1	18.692	0.5	Pass
NVNT	ax40 242@61	5795	Ant1	18.677	0.5	Pass
NVNT	ax40 242@61	5755	Ant2	18.535	0.5	Pass
NVNT	ax40 242@61	5795	Ant2	18.709	0.5	Pass



NVNT	ax80 26@0	5775	Ant1	16.57	0.5	Pass
NVNT	ax80 26@0	5775	Ant2	14.034	0.5	Pass
NVNT	ax80 52@37	5775	Ant1	16.568	0.5	Pass
NVNT	ax80 52@37	5775	Ant2	16.563	0.5	Pass
NVNT	ax80 106@53	5775	Ant1	17.563	0.5	Pass
NVNT	ax80 106@53	5775	Ant2	17.575	0.5	Pass
NVNT	ax80 242@61	5775	Ant1	18.645	0.5	Pass
NVNT	ax80 242@61	5775	Ant2	18.452	0.5	Pass
NVNT	ax80 484@65	5775	Ant1	37.404	0.5	Pass
NVNT	ax80 484@65	5775	Ant2	36.621	0.5	Pass



Test Graphs

-26dB Bandwidth NVNT a 5180MHz Ant1

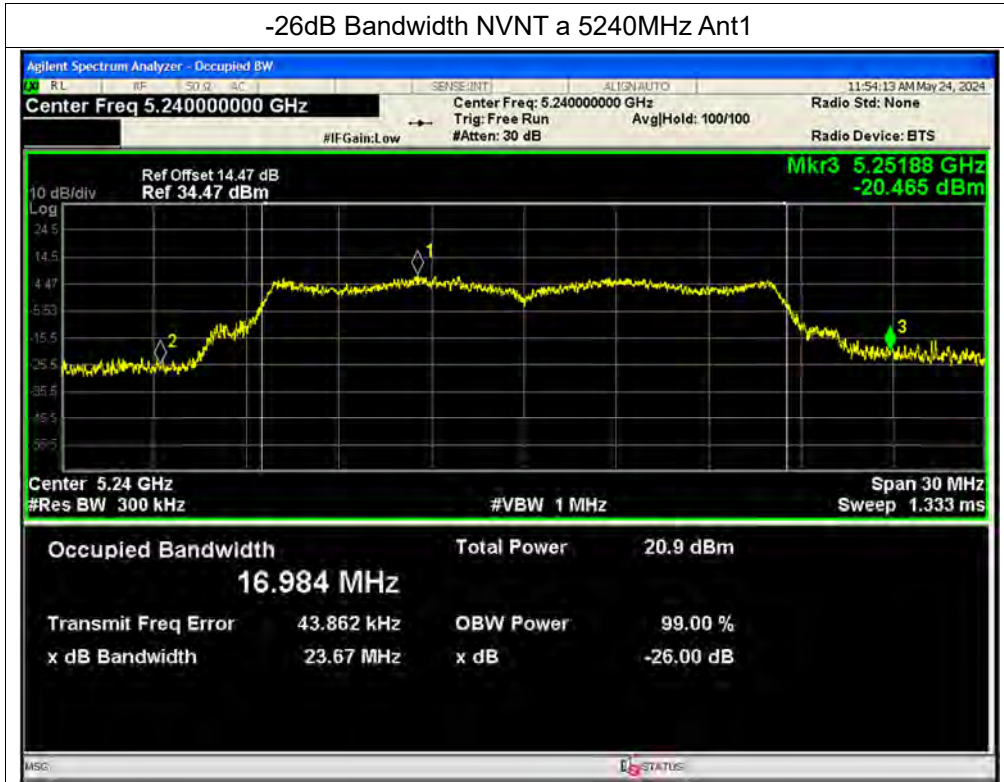


-26dB Bandwidth NVNT a 5220MHz Ant1

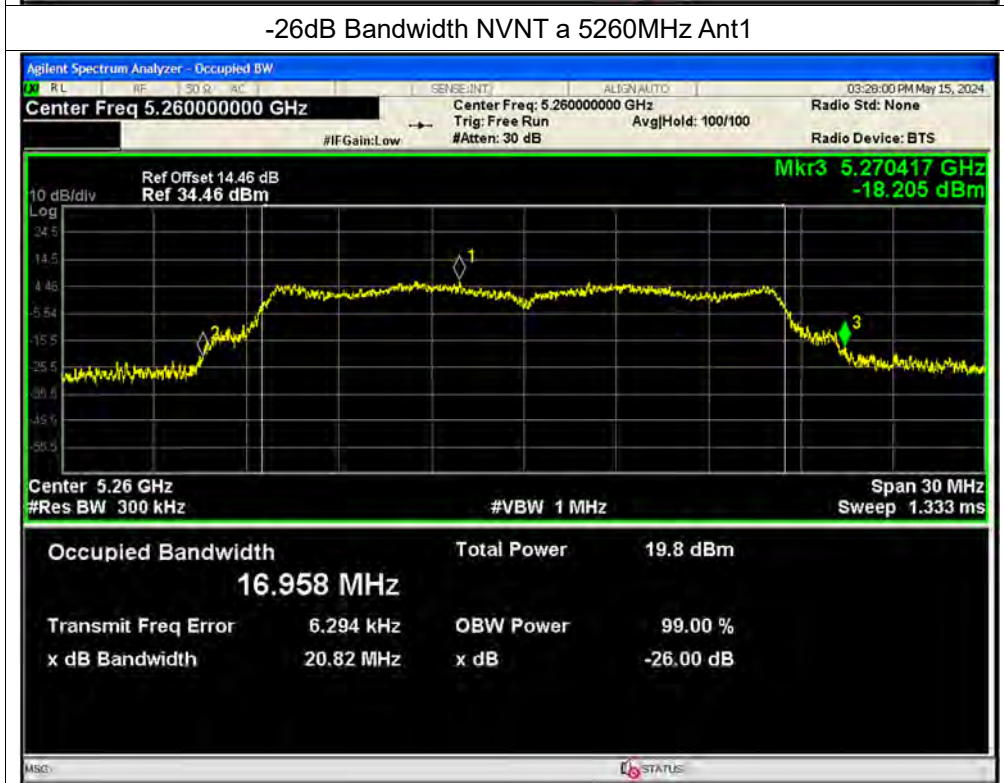




-26dB Bandwidth NVNT a 5240MHz Ant1



-26dB Bandwidth NVNT a 5260MHz Ant1





-26dB Bandwidth NVNT a 5300MHz Ant1

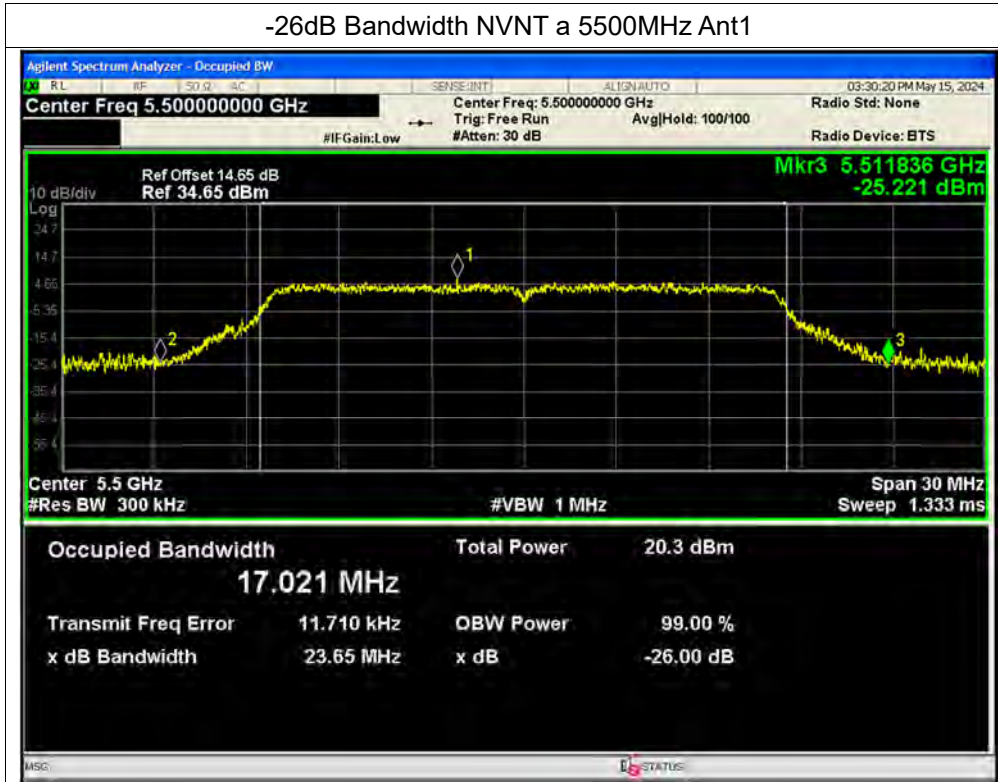


-26dB Bandwidth NVNT a 5320MHz Ant1

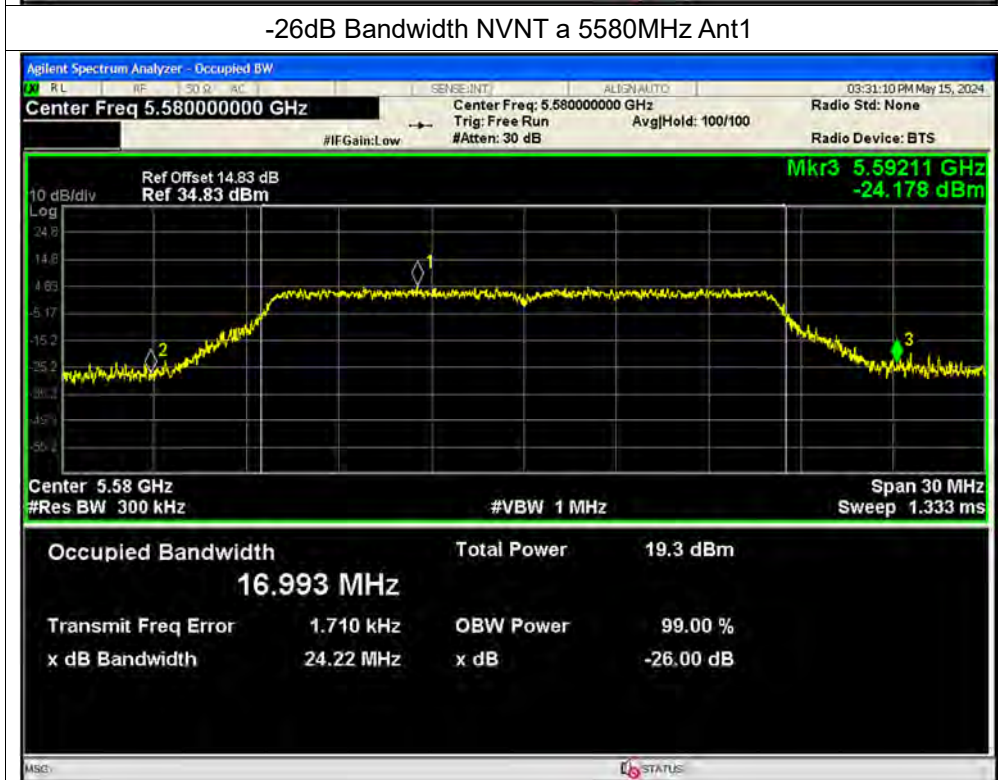




-26dB Bandwidth NVNT a 5500MHz Ant1

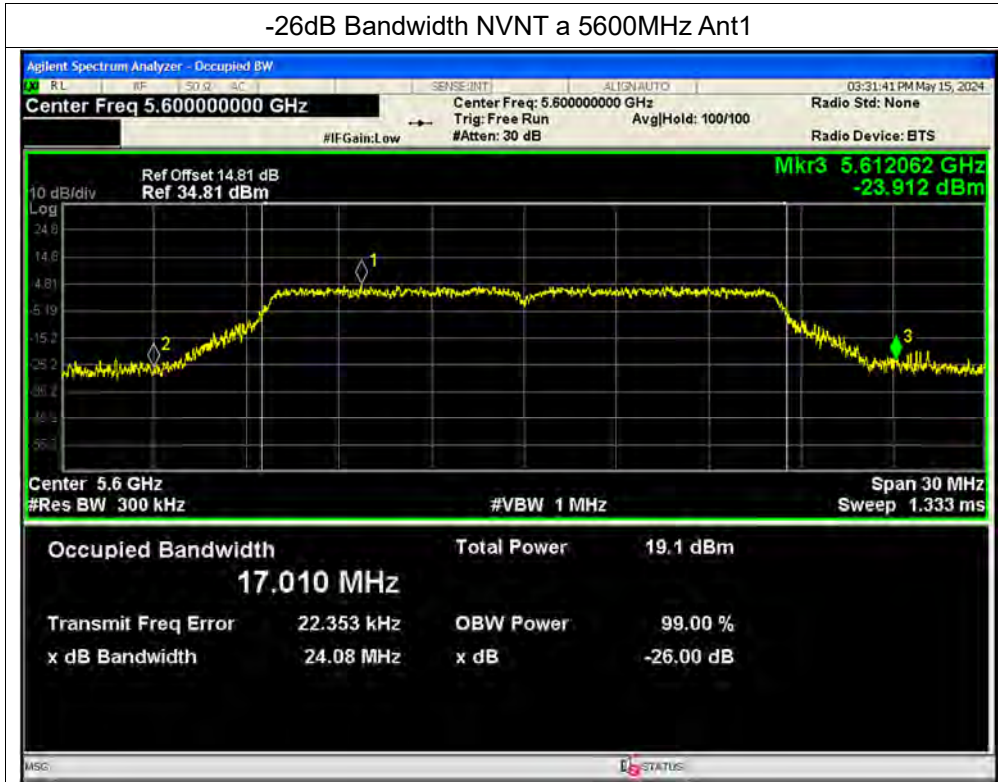


-26dB Bandwidth NVNT a 5580MHz Ant1

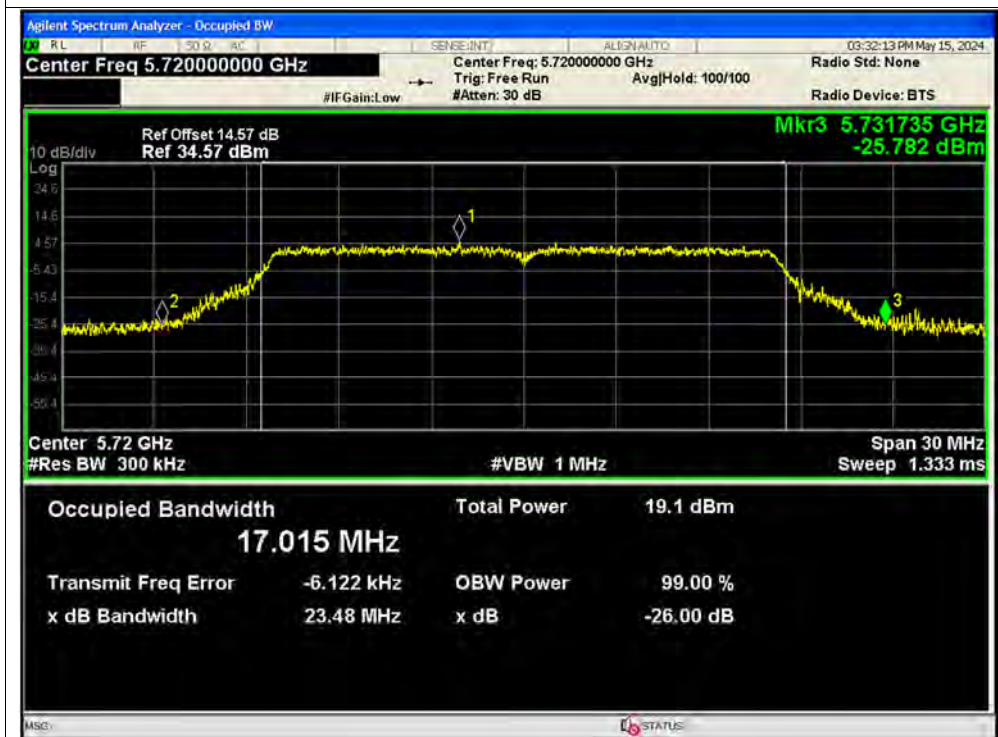




-26dB Bandwidth NVNT a 5600MHz Ant1

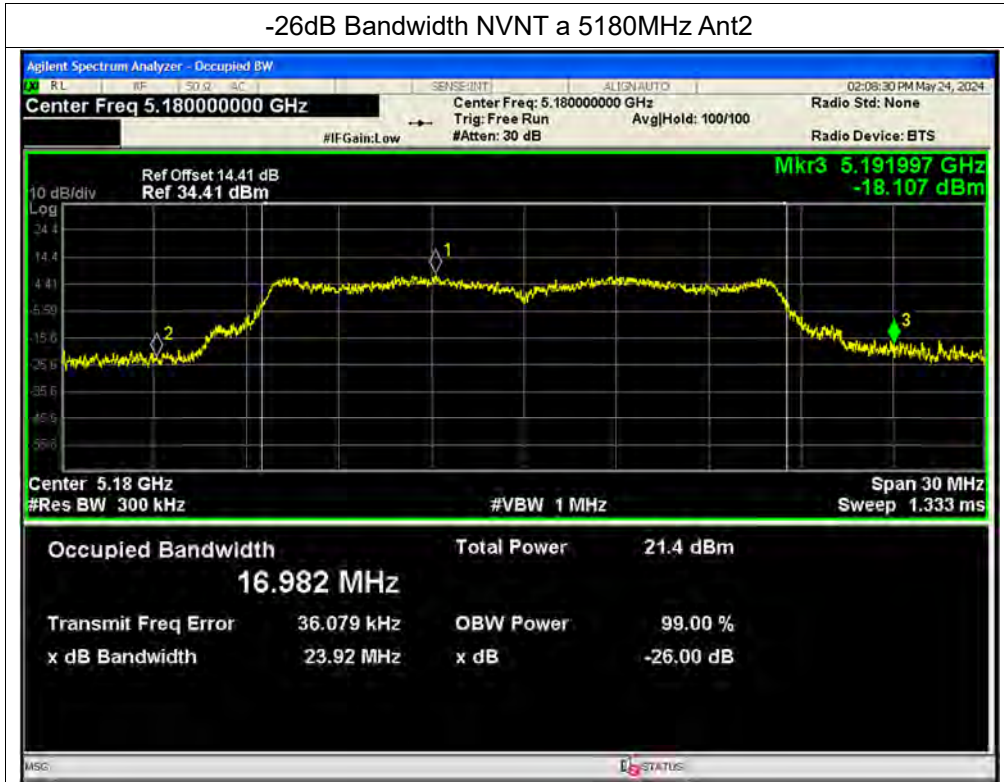


-26dB Bandwidth NVNT a 5720MHz Ant1





-26dB Bandwidth NVNT a 5180MHz Ant2

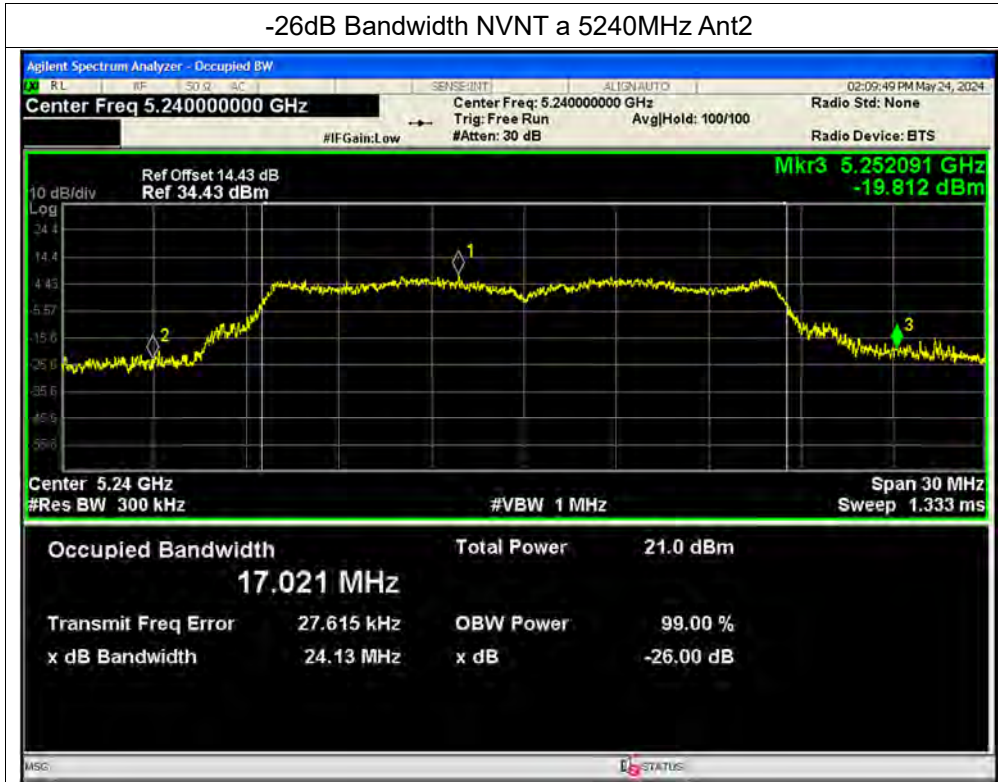


-26dB Bandwidth NVNT a 5220MHz Ant2

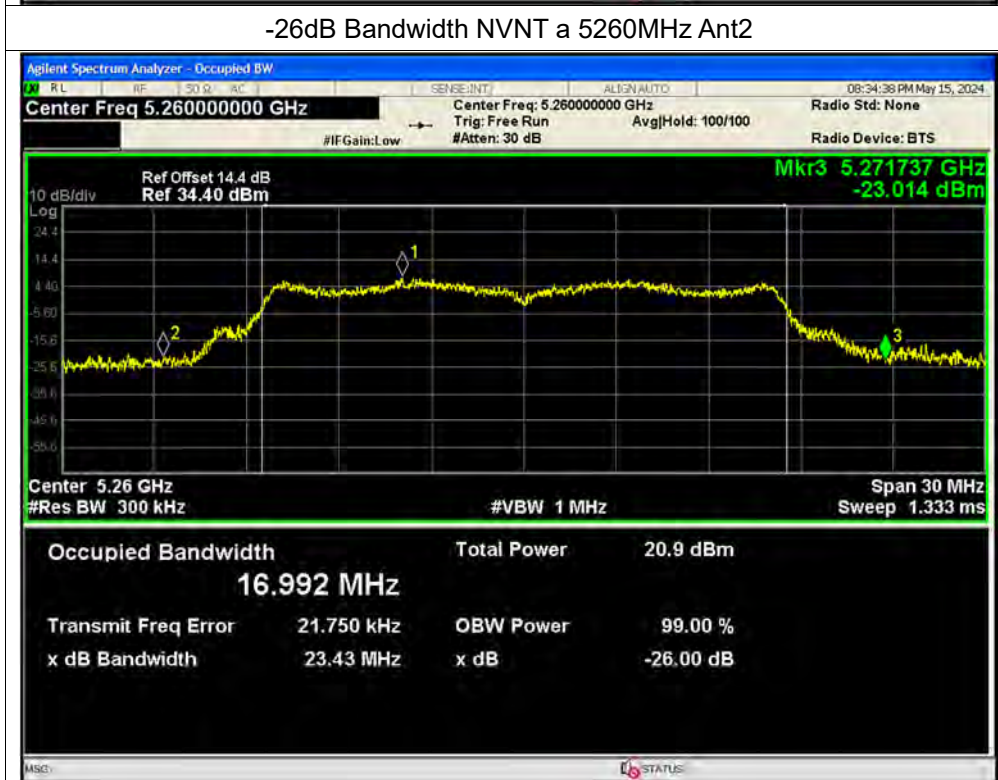




-26dB Bandwidth NVNT a 5240MHz Ant2



-26dB Bandwidth NVNT a 5260MHz Ant2





-26dB Bandwidth NVNT a 5300MHz Ant2



-26dB Bandwidth NVNT a 5320MHz Ant2

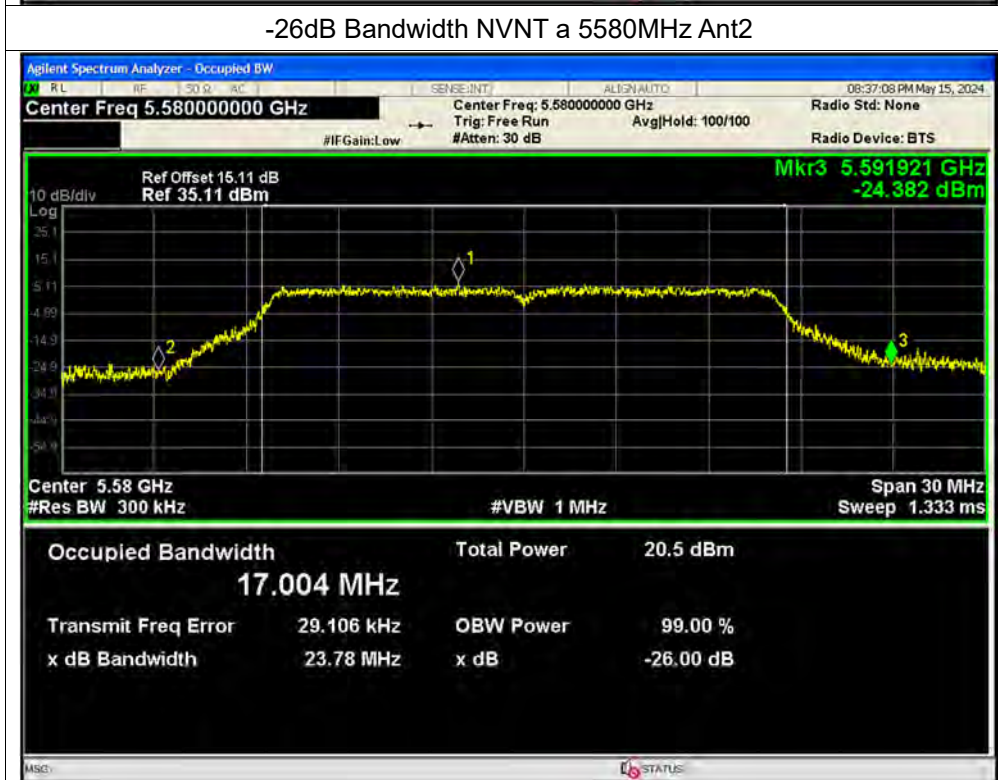




-26dB Bandwidth NVNT a 5500MHz Ant2



-26dB Bandwidth NVNT a 5580MHz Ant2

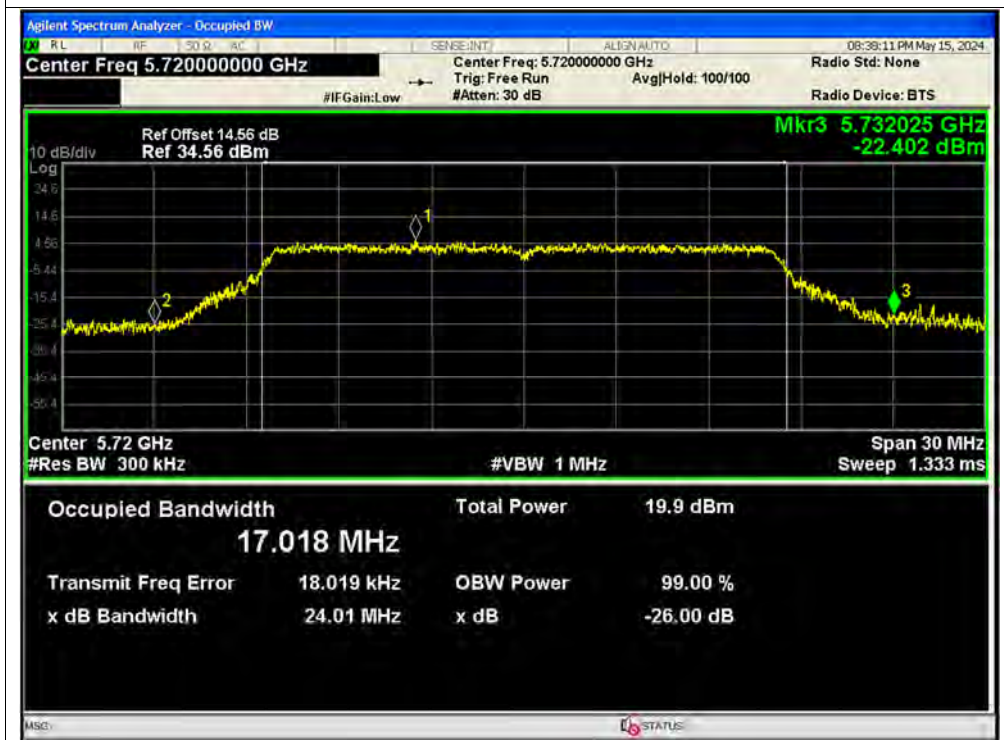




-26dB Bandwidth NVNT a 5600MHz Ant2

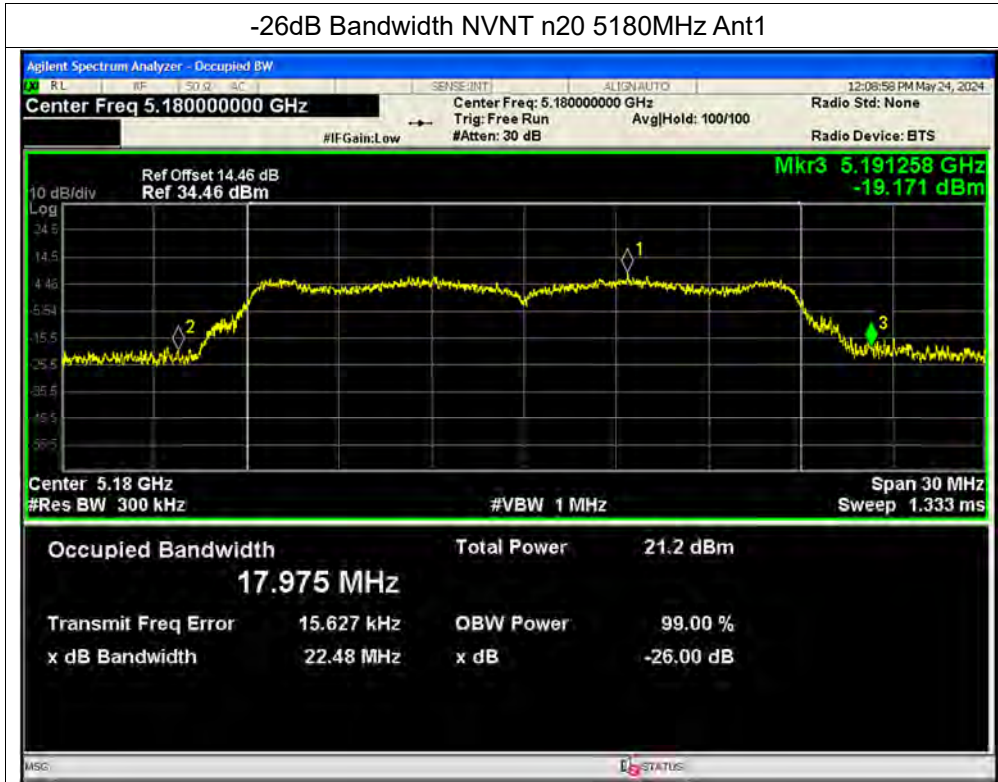


-26dB Bandwidth NVNT a 5720MHz Ant2

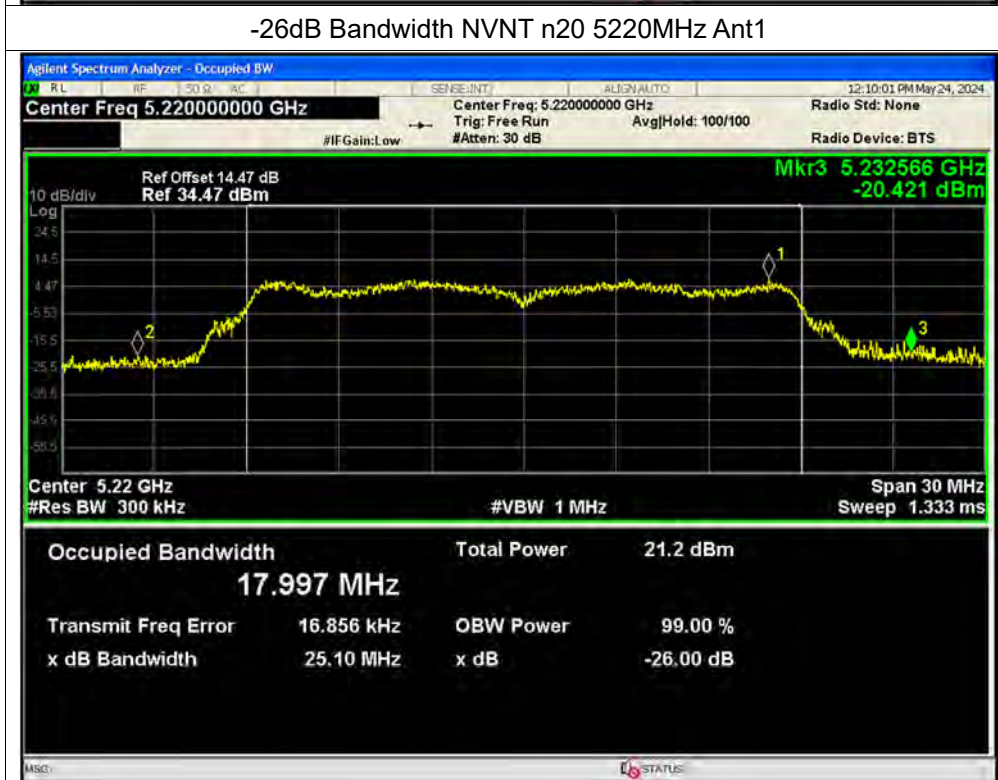




-26dB Bandwidth NVNT n20 5180MHz Ant1

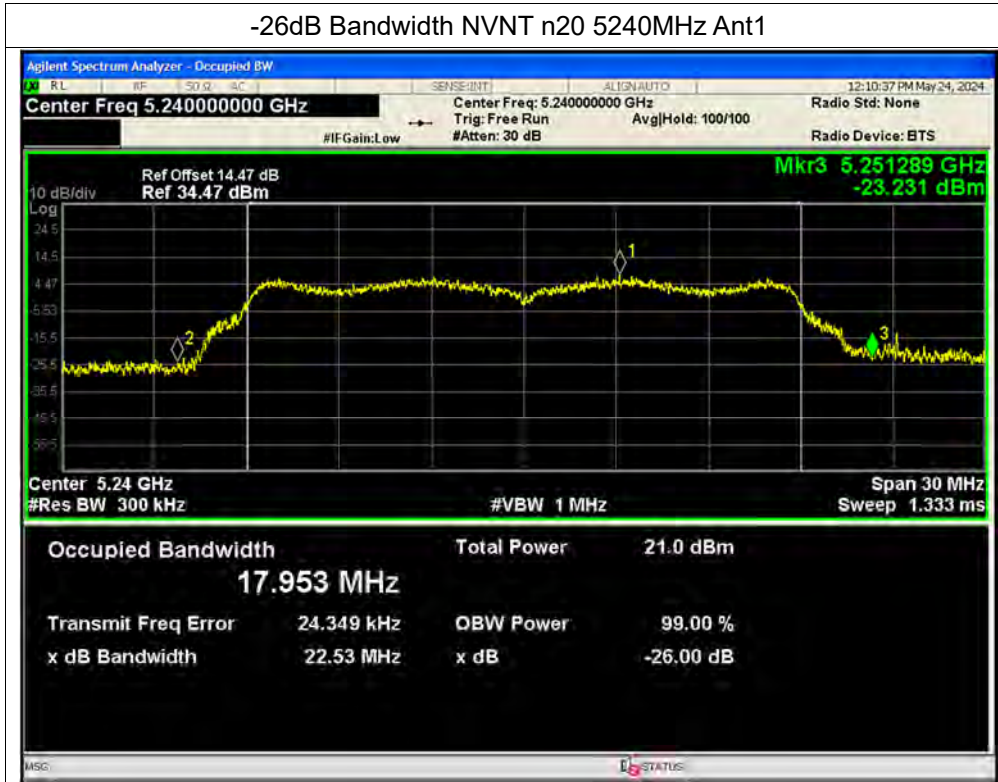


-26dB Bandwidth NVNT n20 5220MHz Ant1

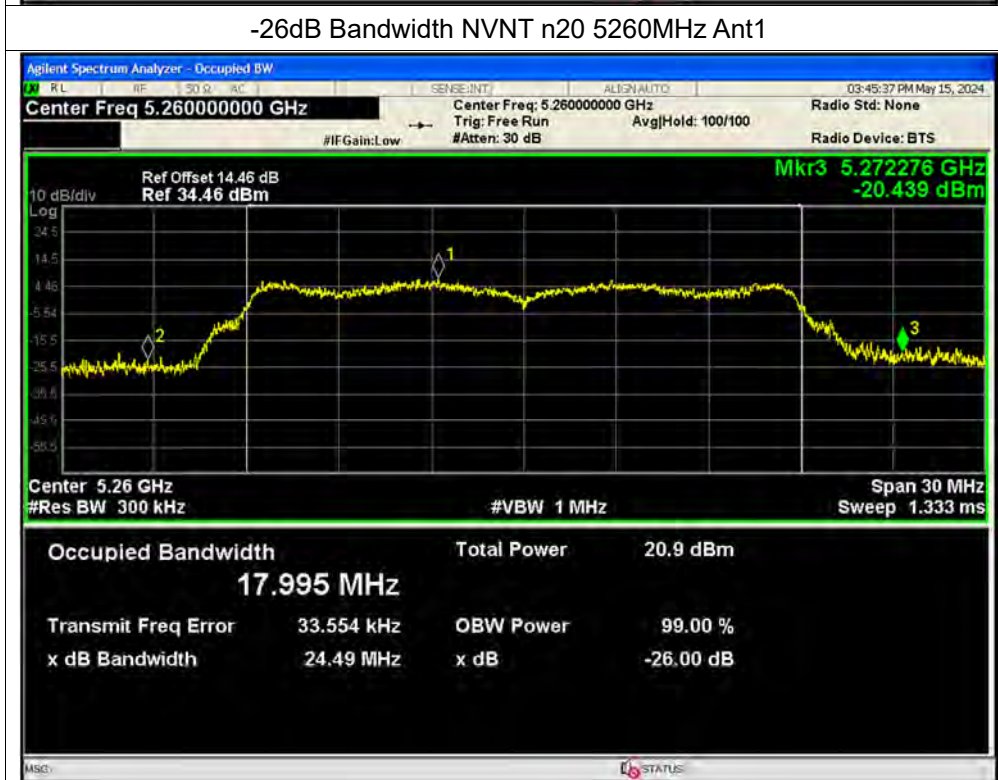




-26dB Bandwidth NVNT n20 5240MHz Ant1

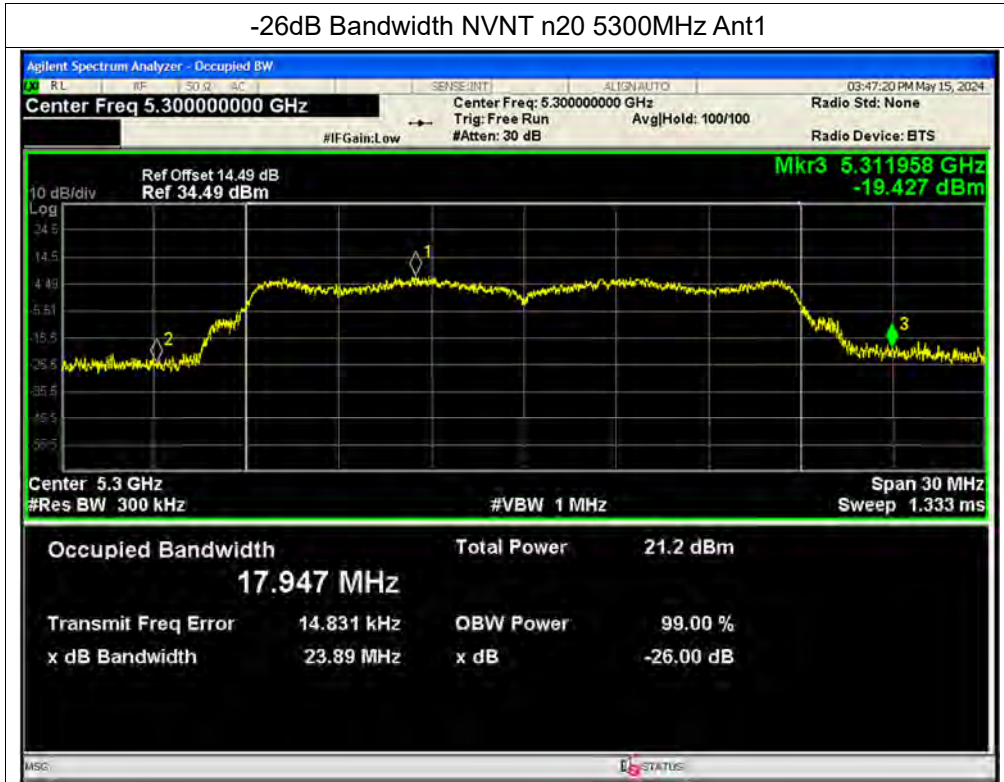


-26dB Bandwidth NVNT n20 5260MHz Ant1





-26dB Bandwidth NVNT n20 5300MHz Ant1

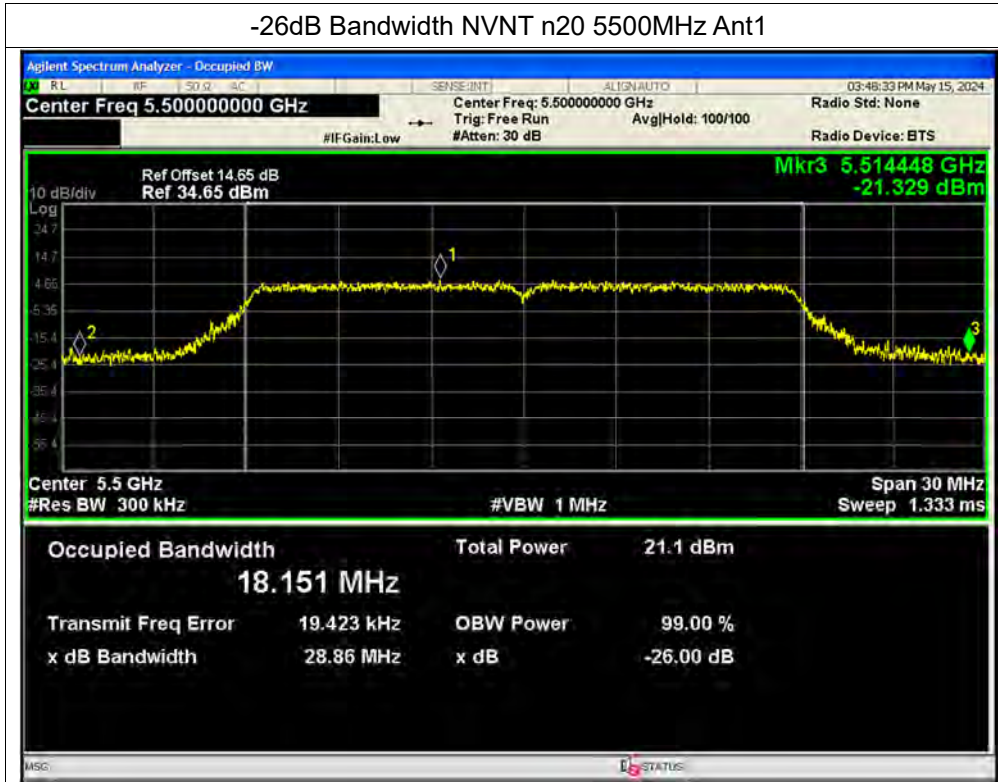


-26dB Bandwidth NVNT n20 5320MHz Ant1

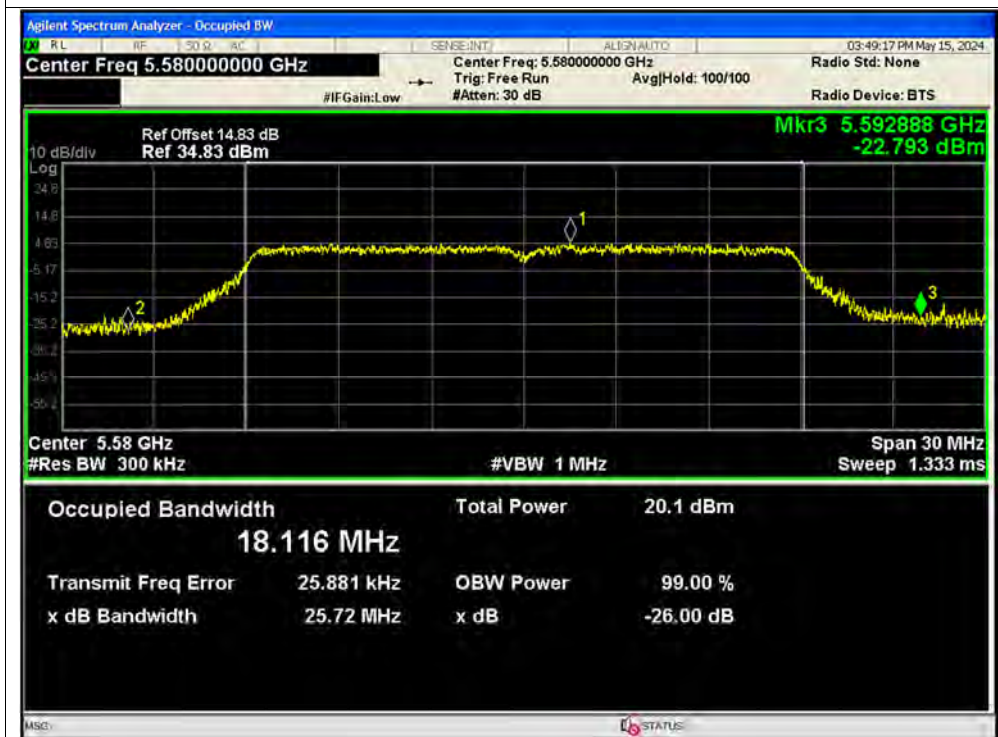




-26dB Bandwidth NVNT n20 5500MHz Ant1

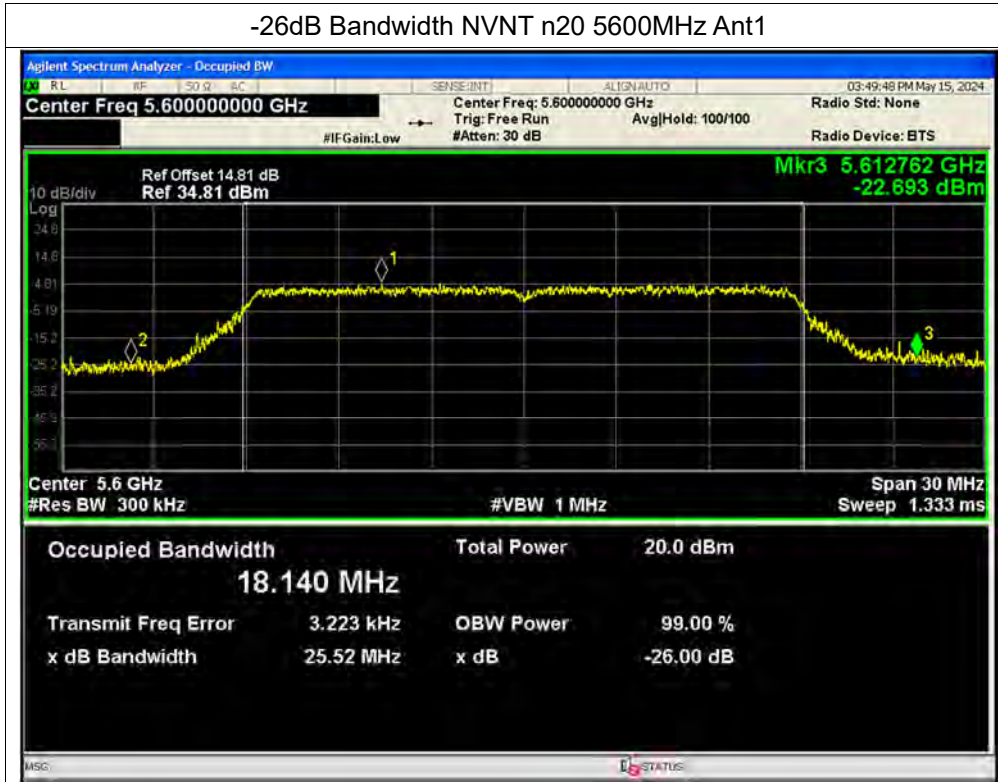


-26dB Bandwidth NVNT n20 5580MHz Ant1





-26dB Bandwidth NVNT n20 5600MHz Ant1

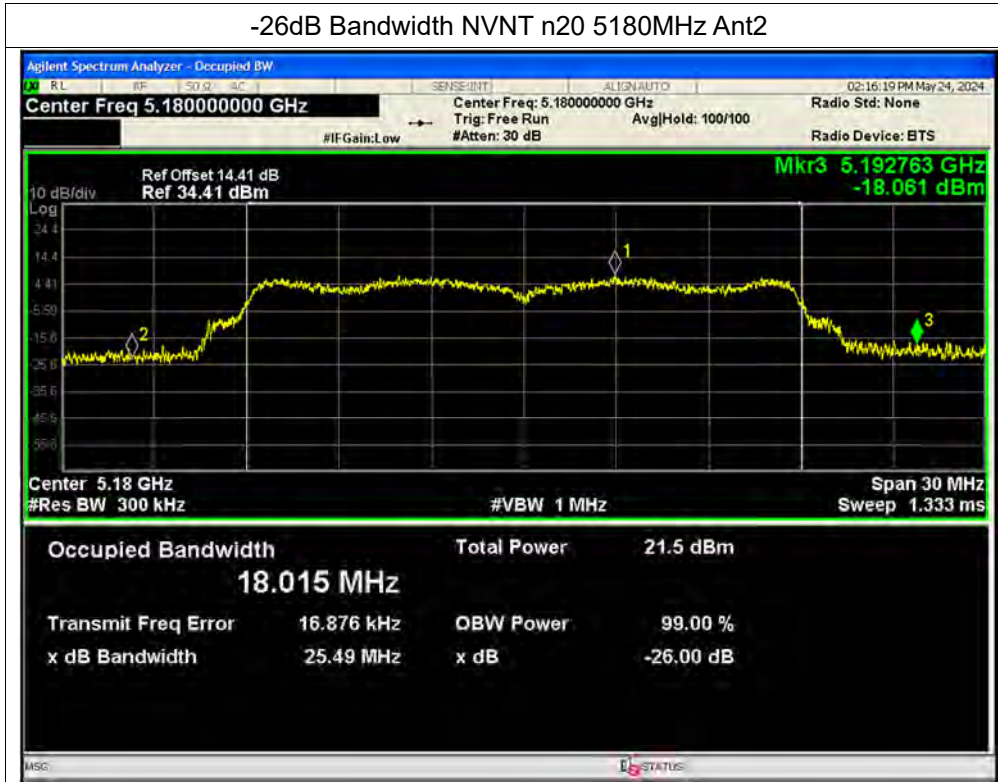


-26dB Bandwidth NVNT n20 5720MHz Ant1

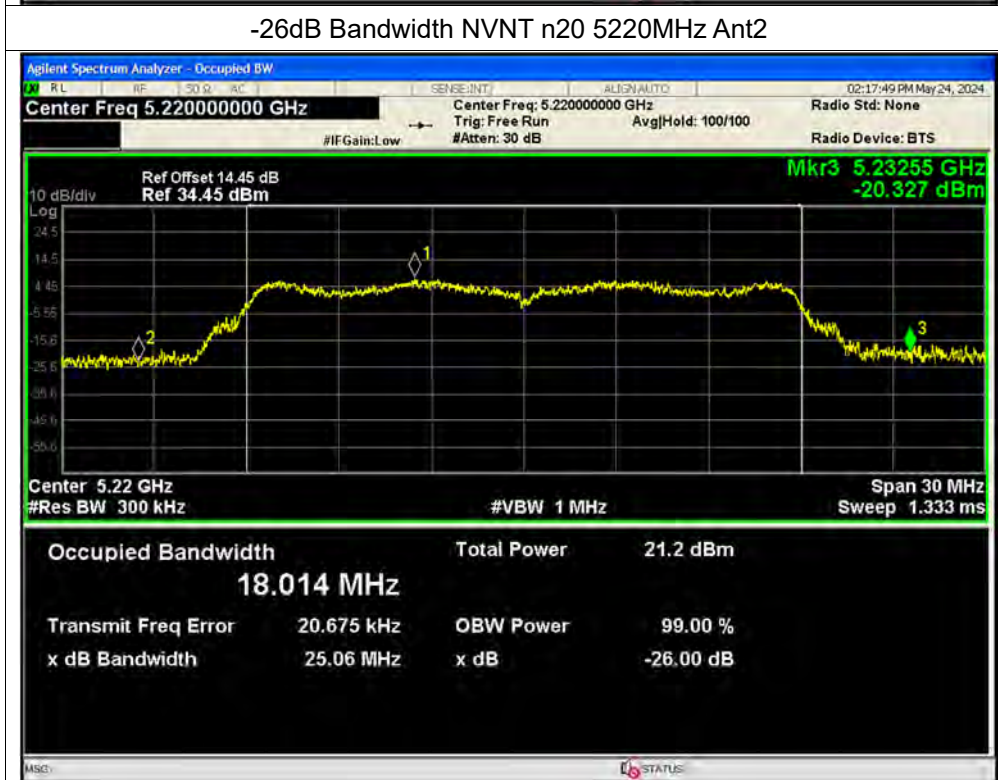




-26dB Bandwidth NVNT n20 5180MHz Ant2

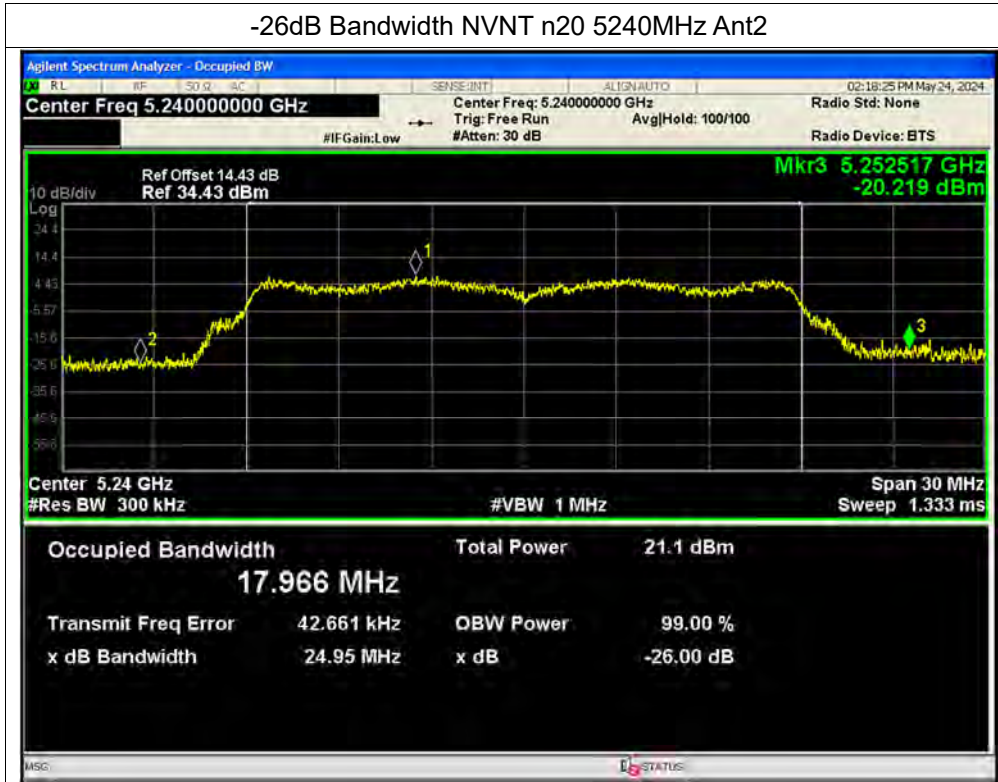


-26dB Bandwidth NVNT n20 5220MHz Ant2

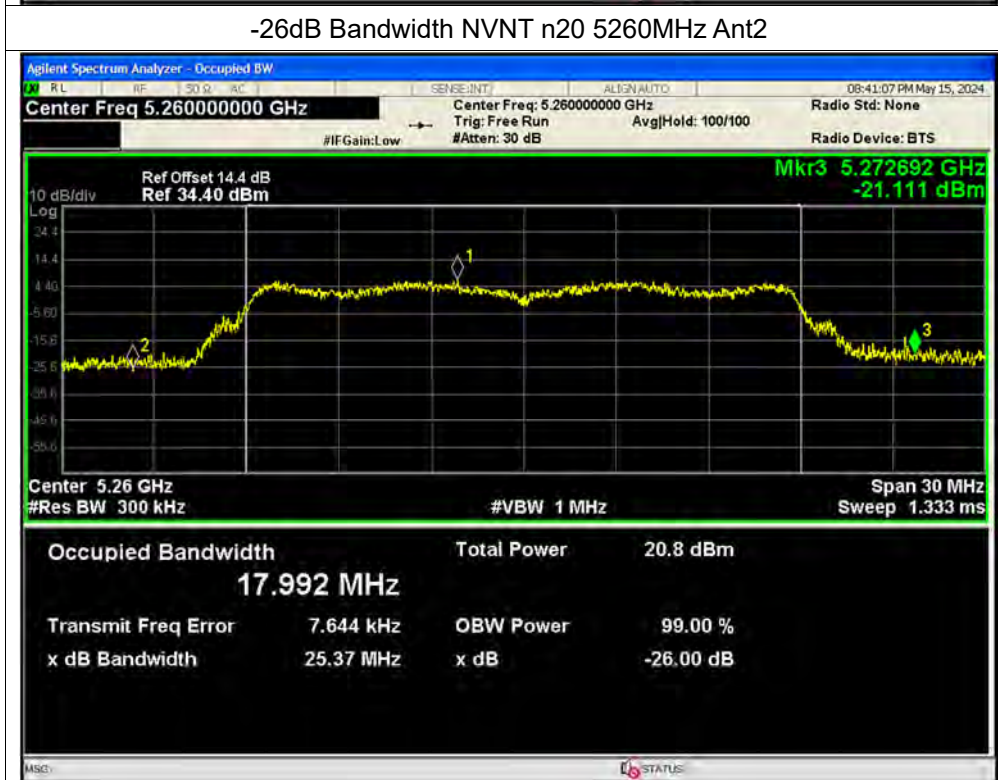




-26dB Bandwidth NVNT n20 5240MHz Ant2

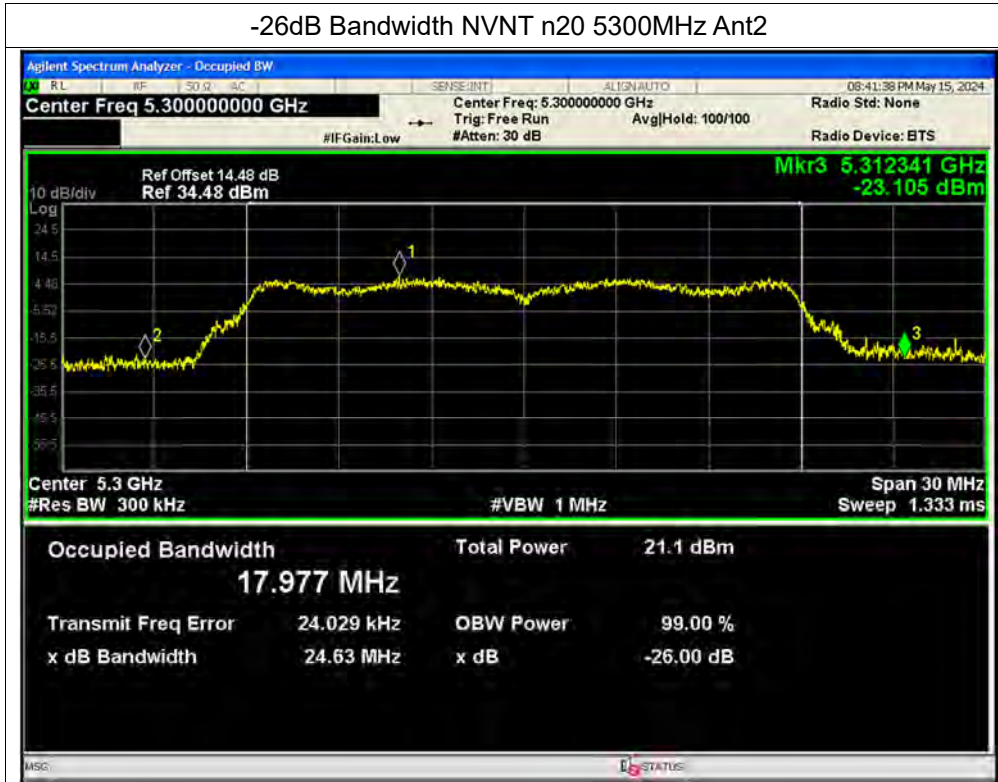


-26dB Bandwidth NVNT n20 5260MHz Ant2

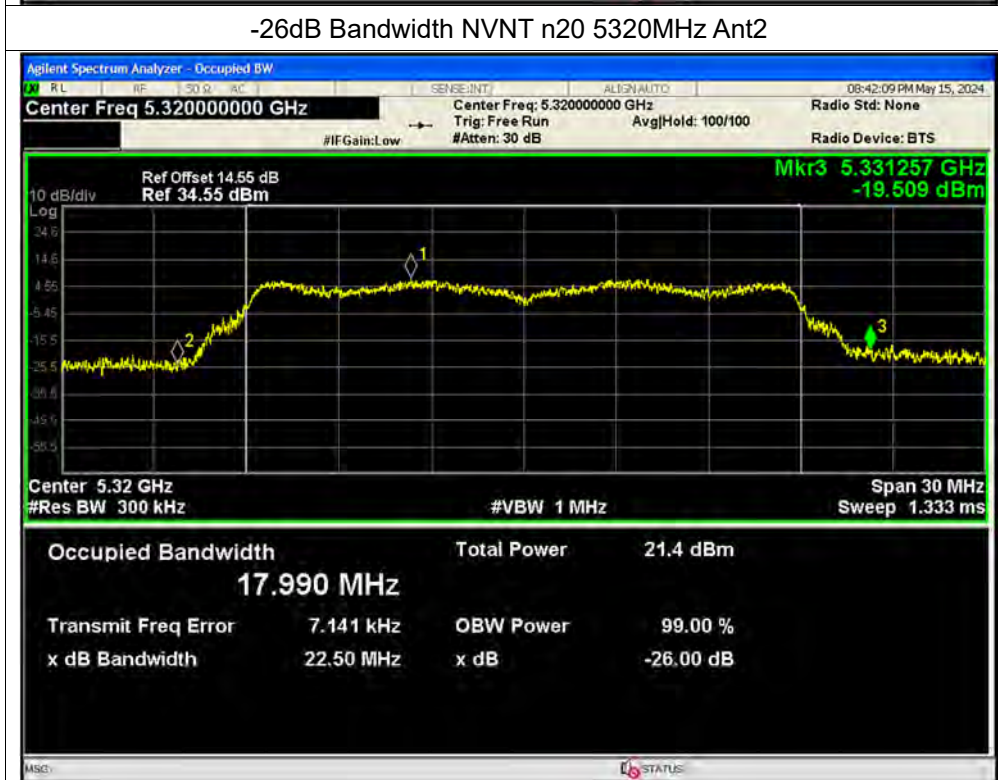




-26dB Bandwidth NVNT n20 5300MHz Ant2

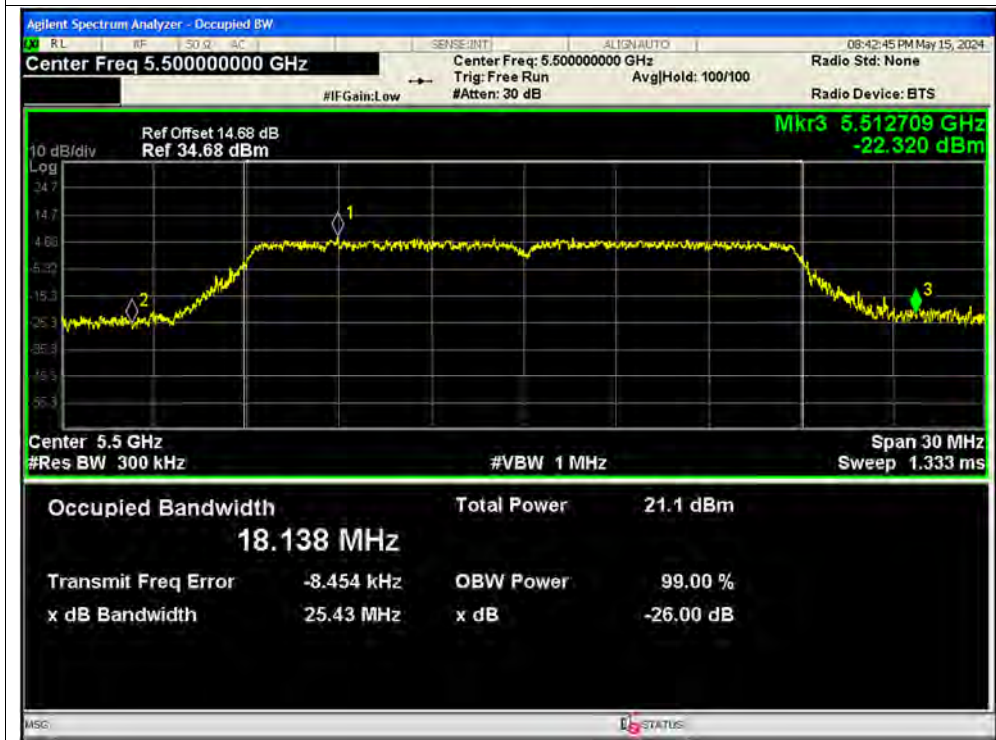


-26dB Bandwidth NVNT n20 5320MHz Ant2

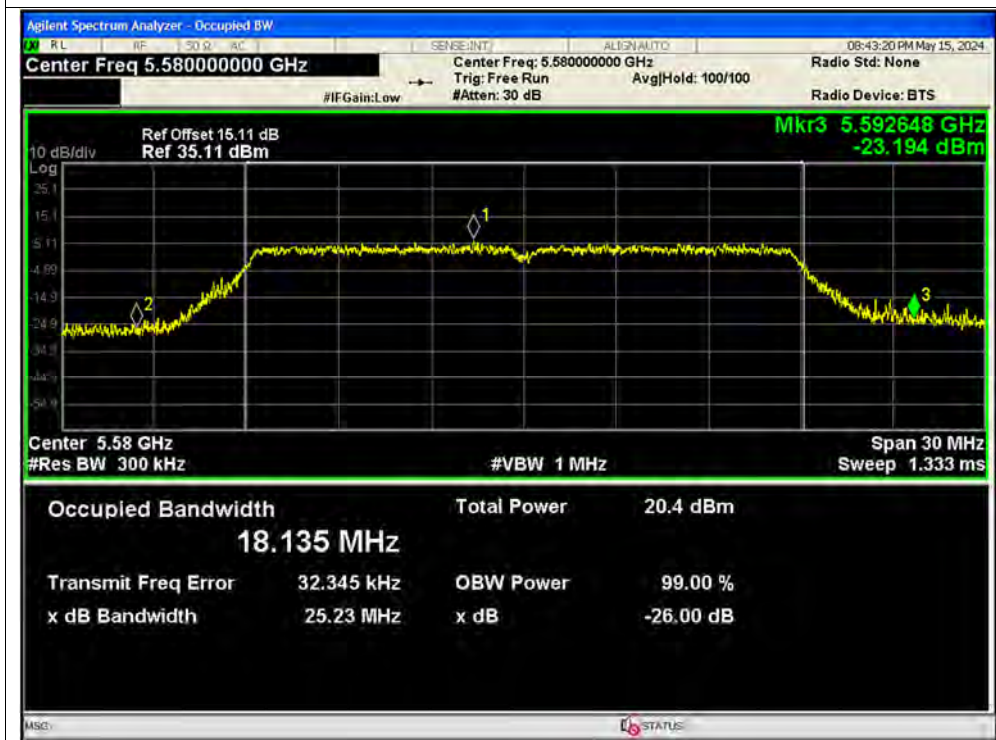




-26dB Bandwidth NVNT n20 5500MHz Ant2

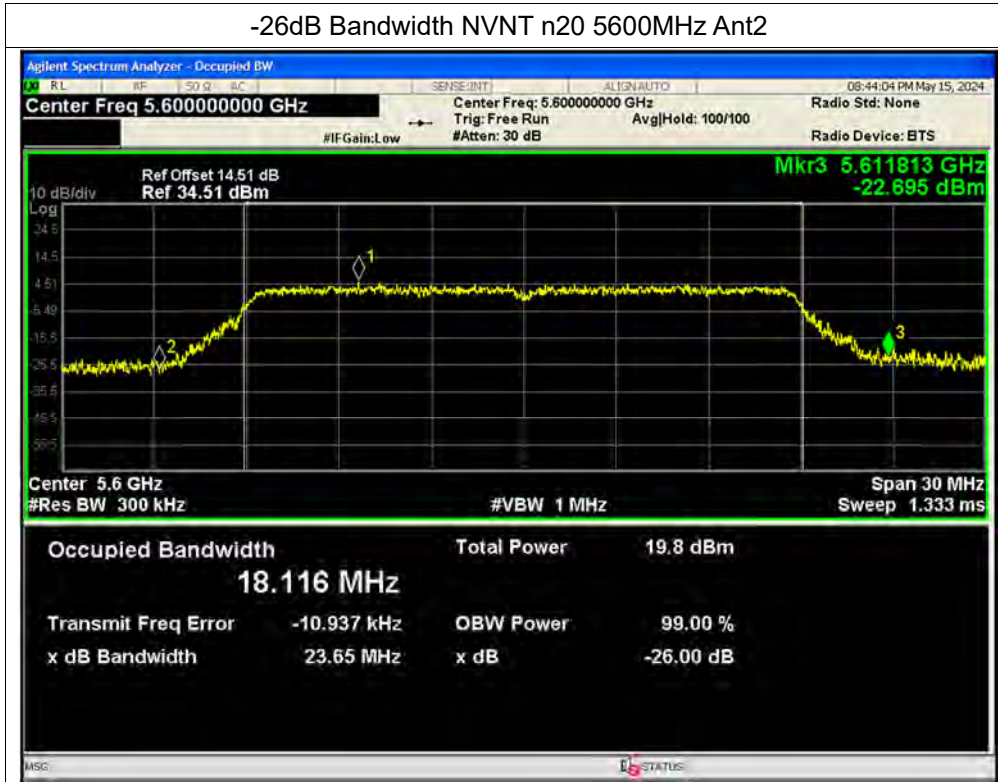


-26dB Bandwidth NVNT n20 5580MHz Ant2

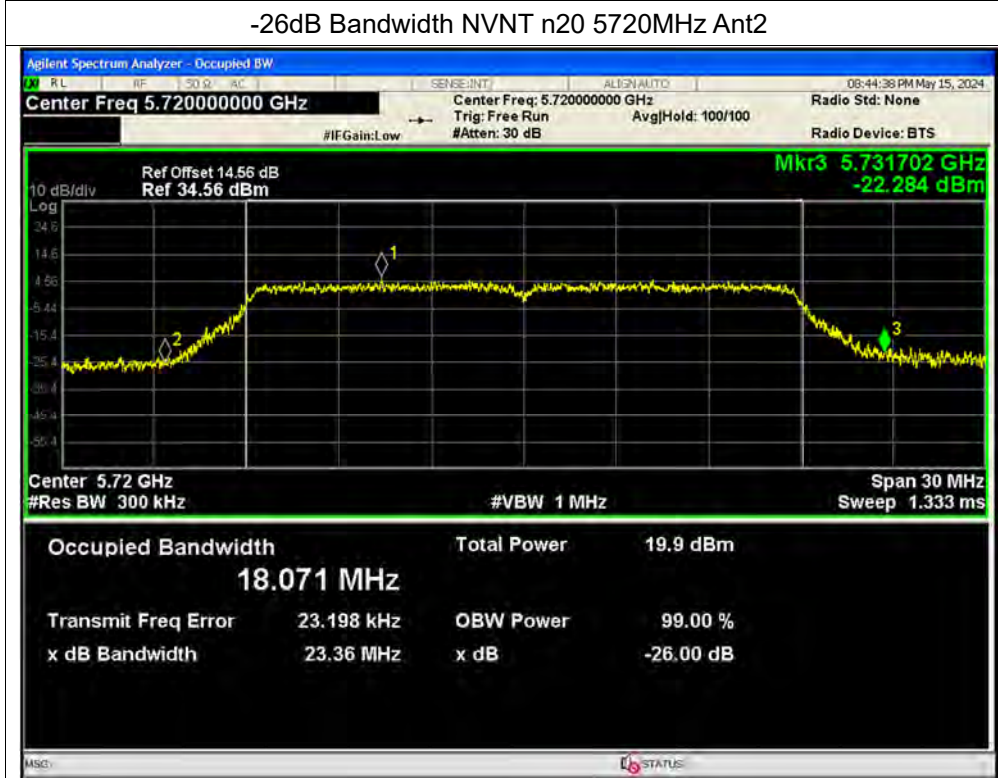




-26dB Bandwidth NVNT n20 5600MHz Ant2

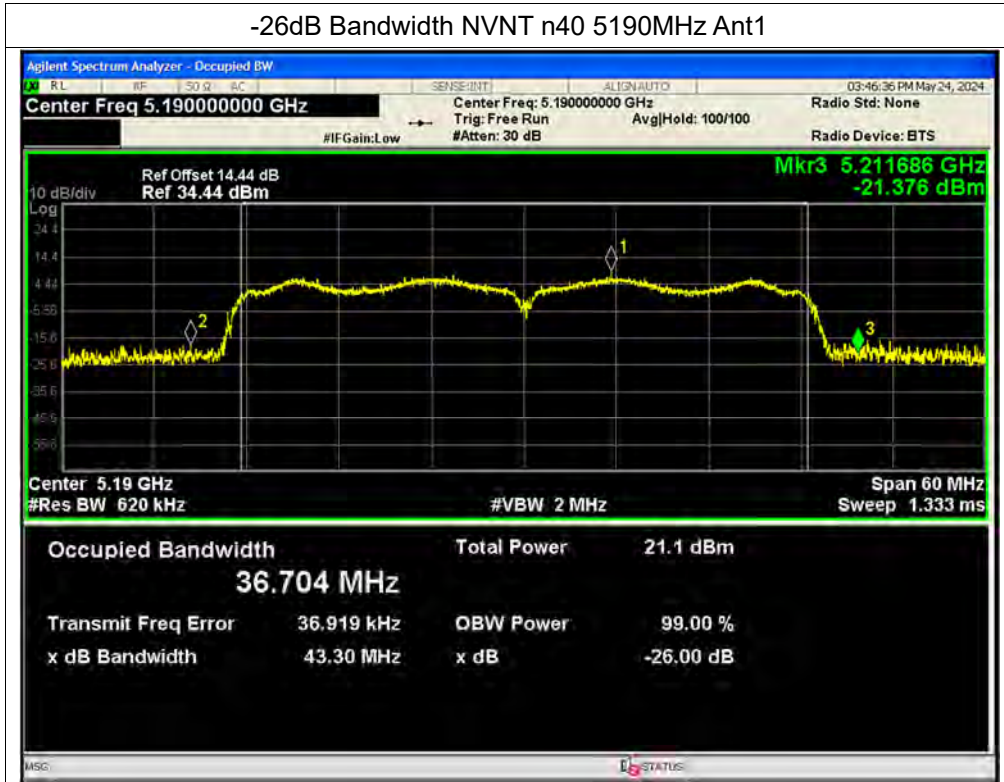


-26dB Bandwidth NVNT n20 5720MHz Ant2

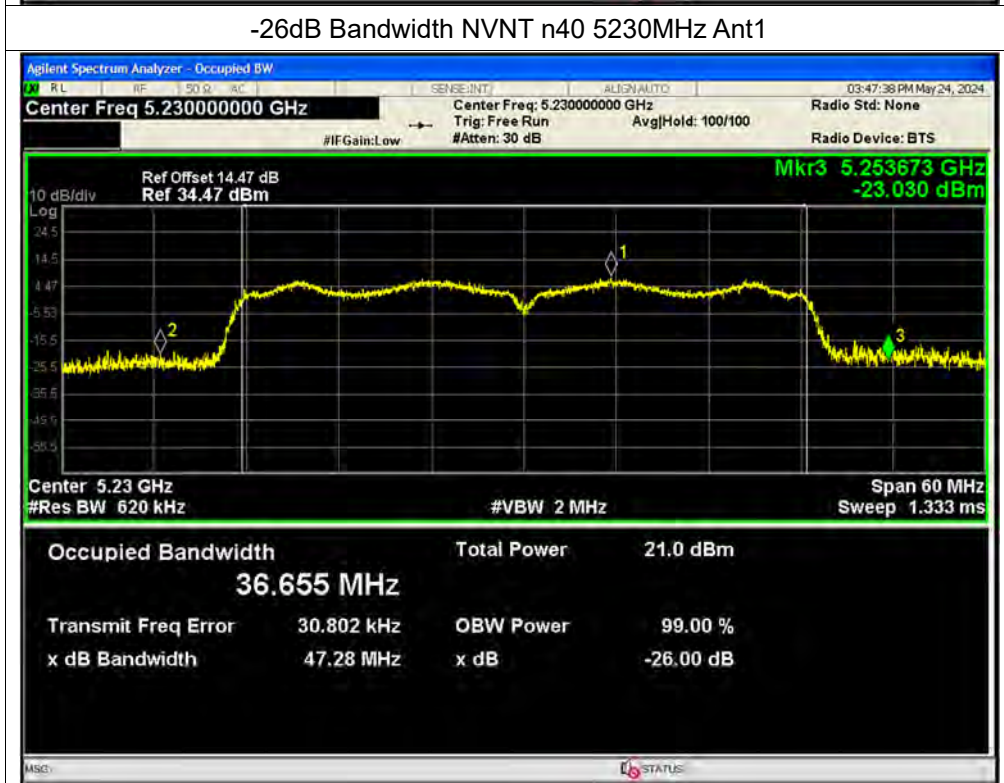




-26dB Bandwidth NVNT n40 5190MHz Ant1

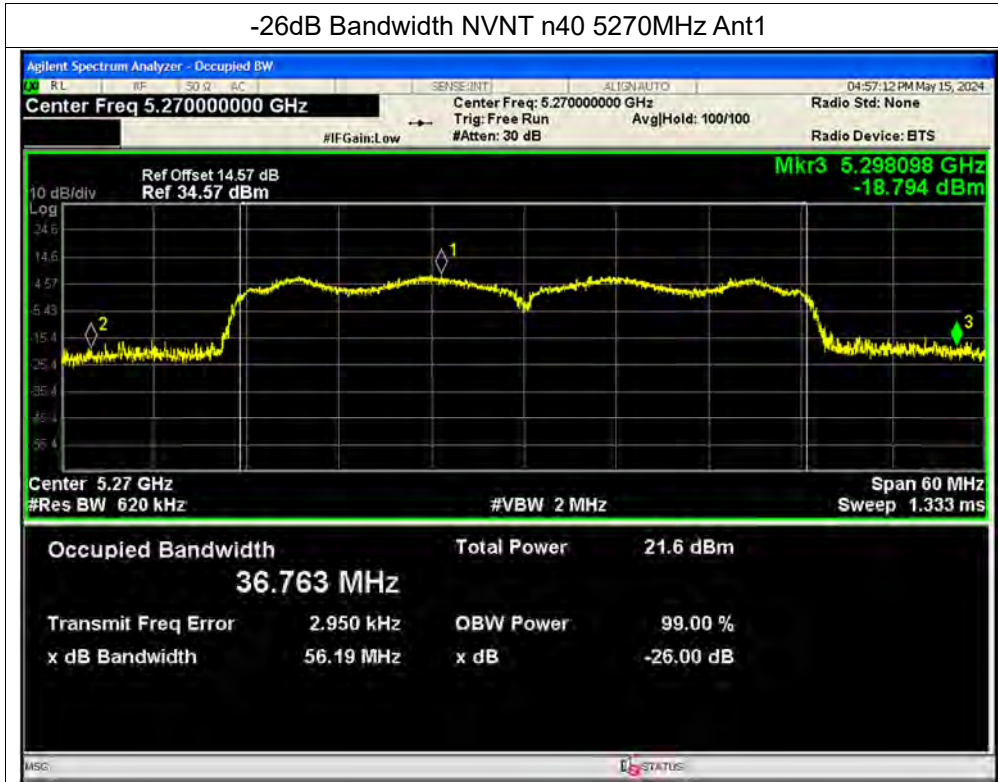


-26dB Bandwidth NVNT n40 5230MHz Ant1

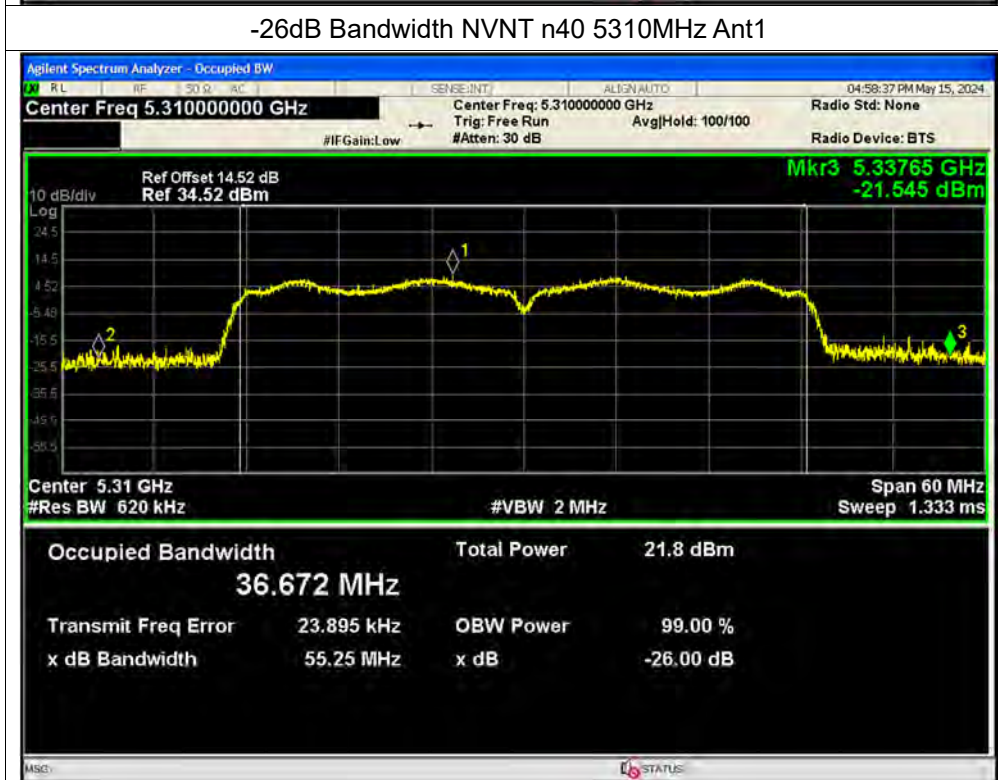




-26dB Bandwidth NVNT n40 5270MHz Ant1

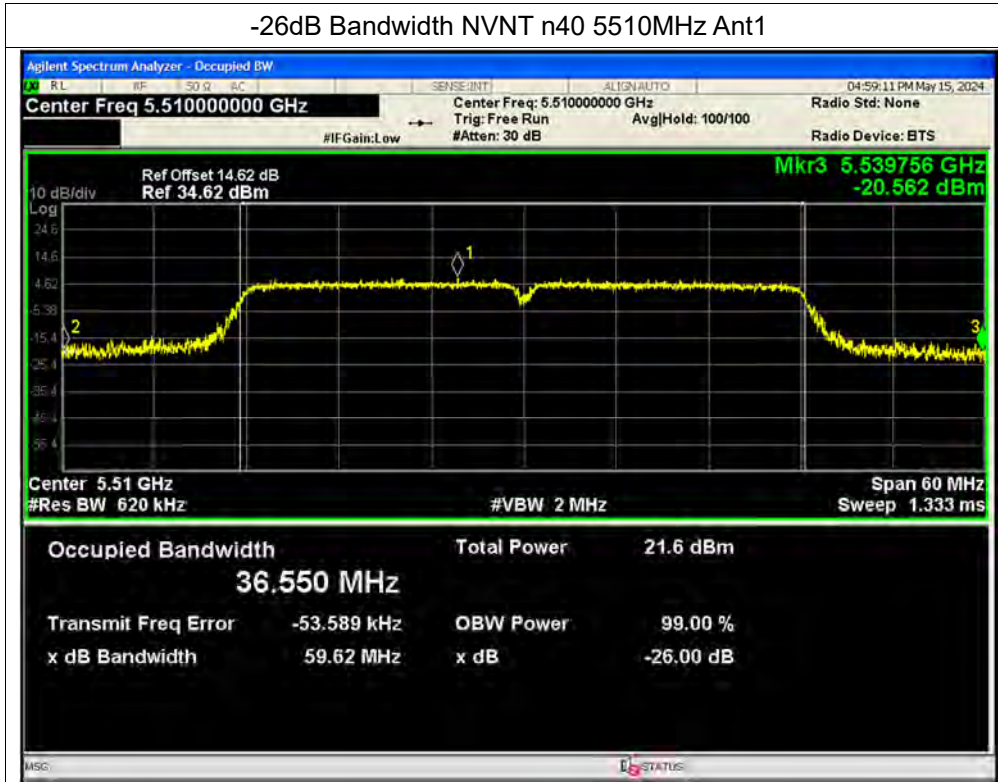


-26dB Bandwidth NVNT n40 5310MHz Ant1

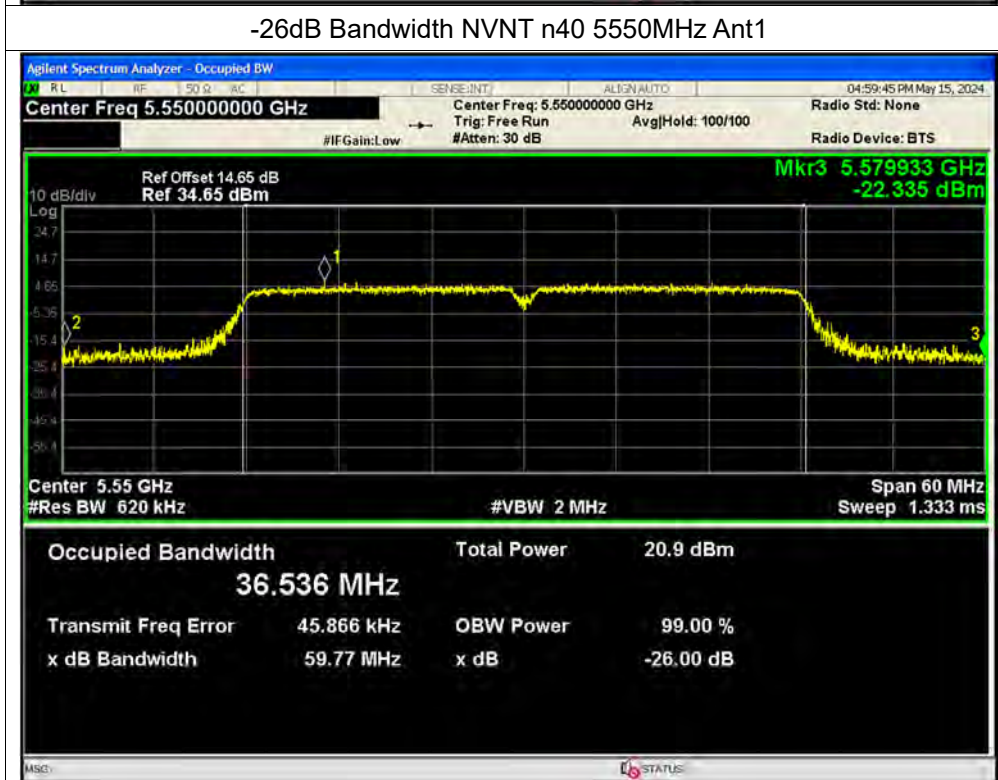




-26dB Bandwidth NVNT n40 5510MHz Ant1

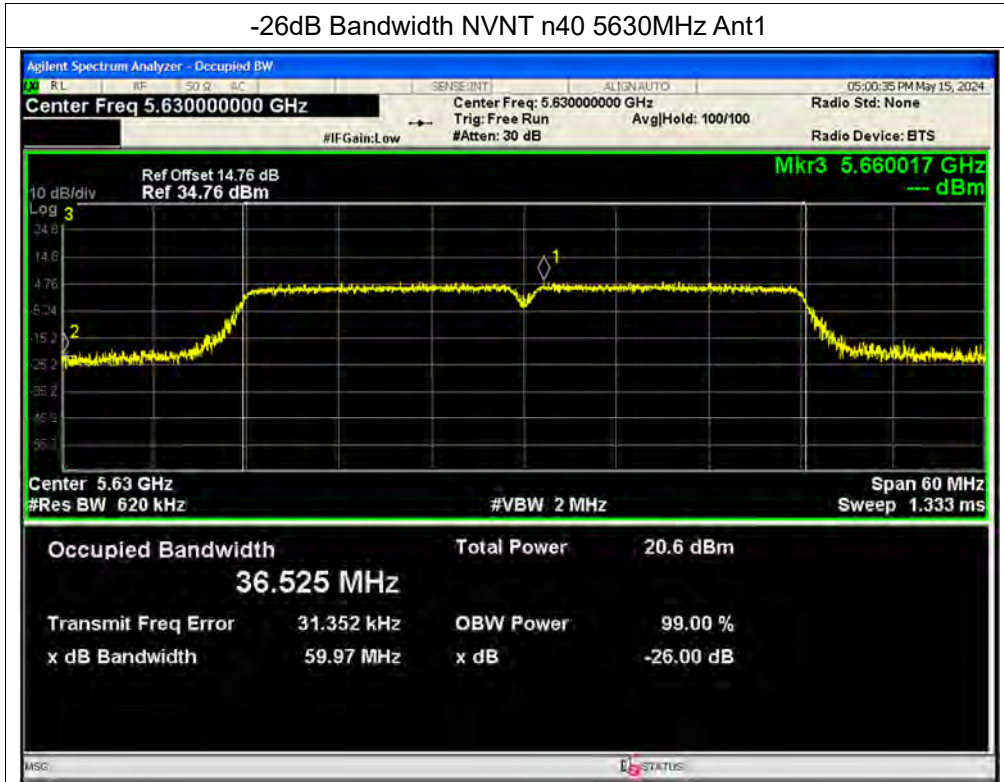


-26dB Bandwidth NVNT n40 5550MHz Ant1

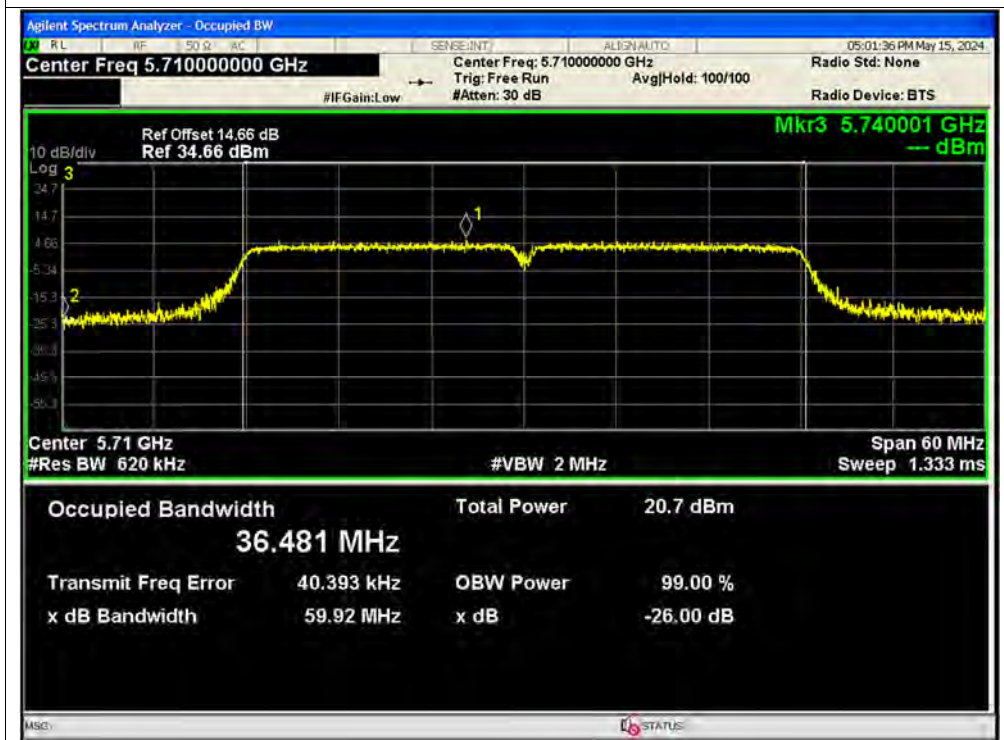




-26dB Bandwidth NVNT n40 5630MHz Ant1

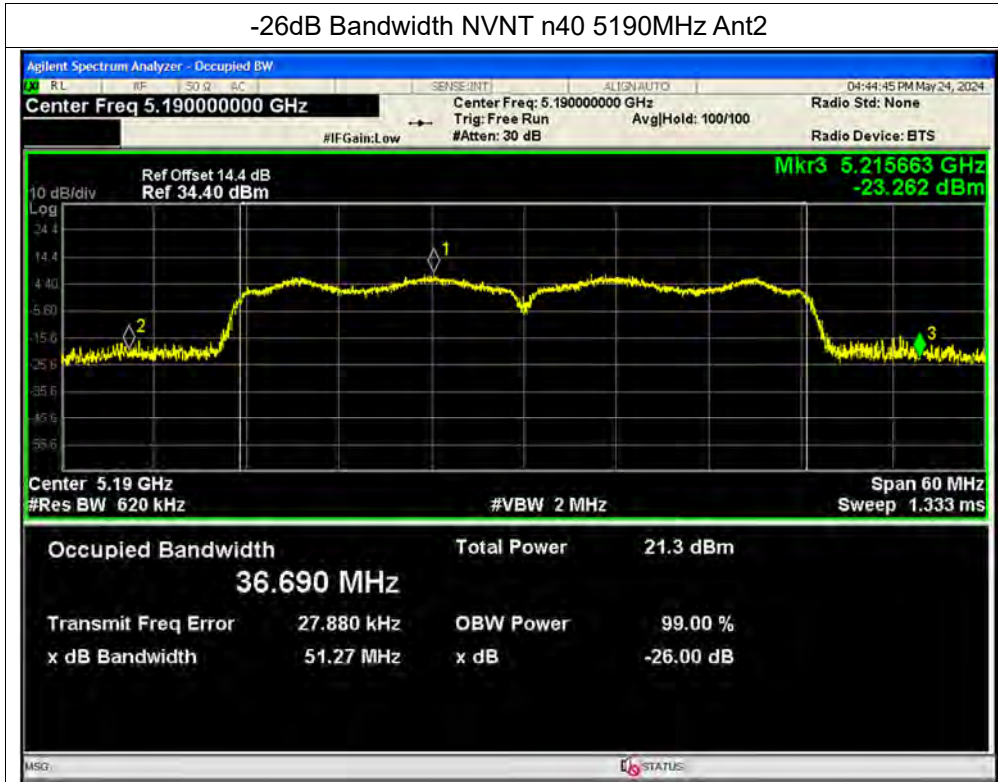


-26dB Bandwidth NVNT n40 5710MHz Ant1

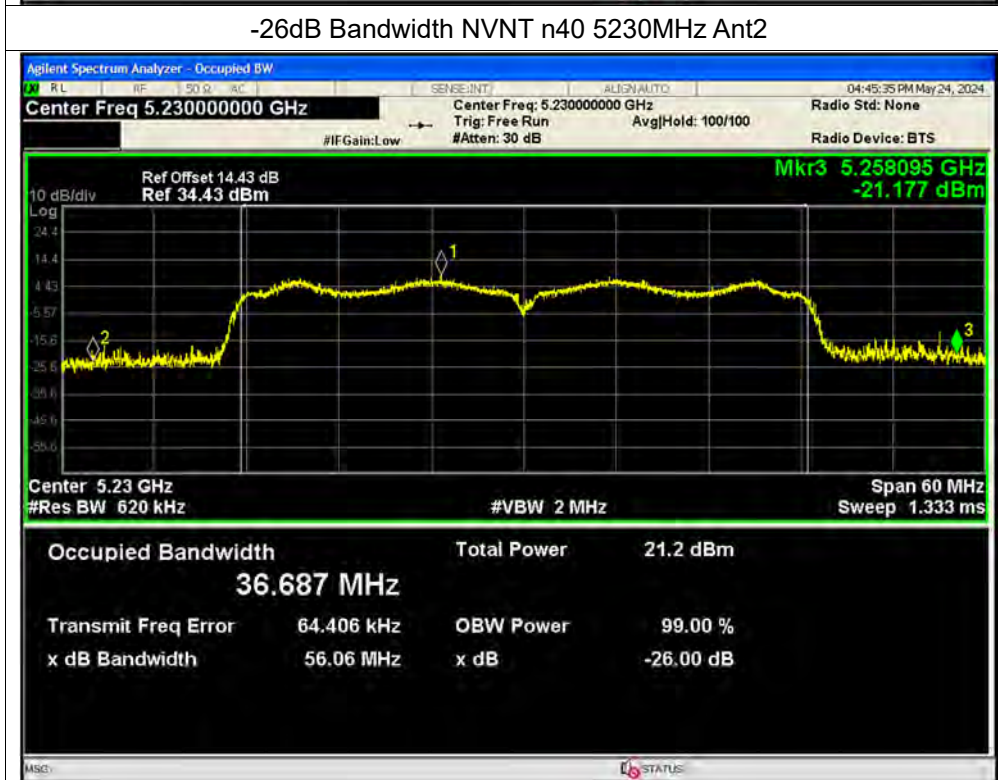




-26dB Bandwidth NVNT n40 5190MHz Ant2

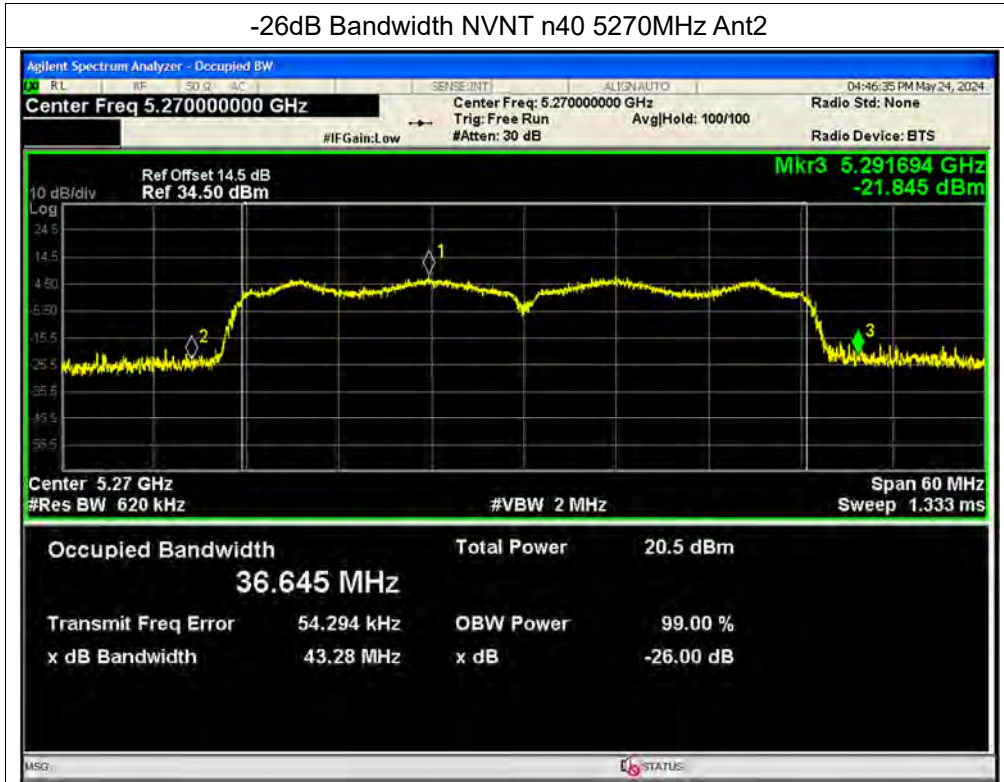


-26dB Bandwidth NVNT n40 5230MHz Ant2





-26dB Bandwidth NVNT n40 5270MHz Ant2

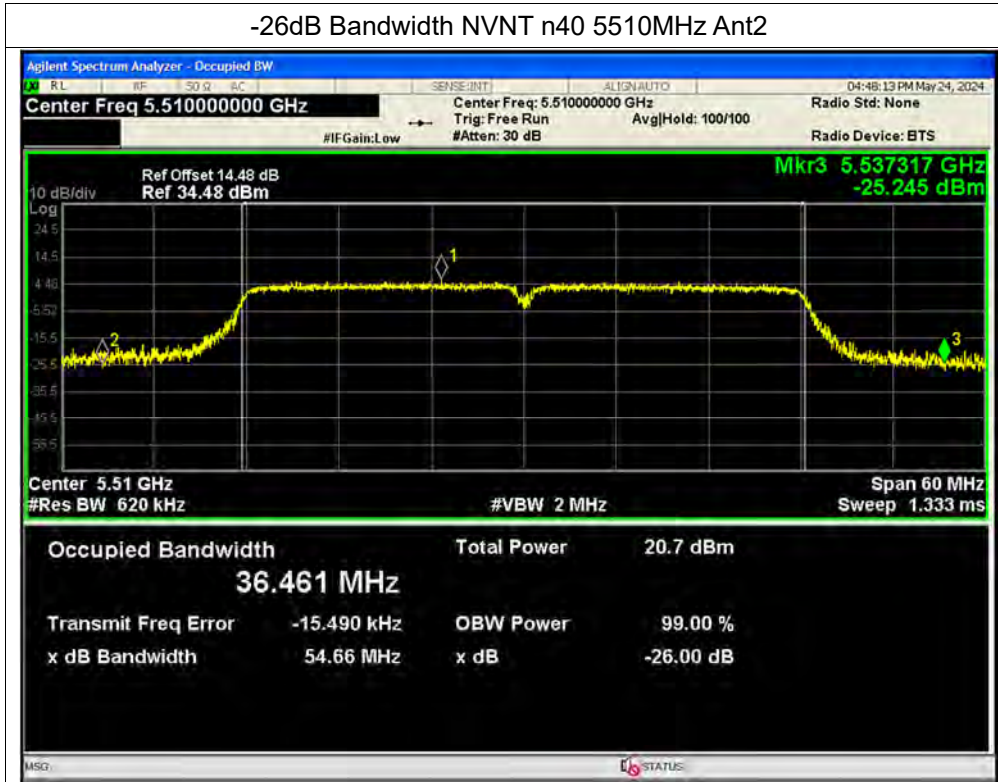


-26dB Bandwidth NVNT n40 5310MHz Ant2

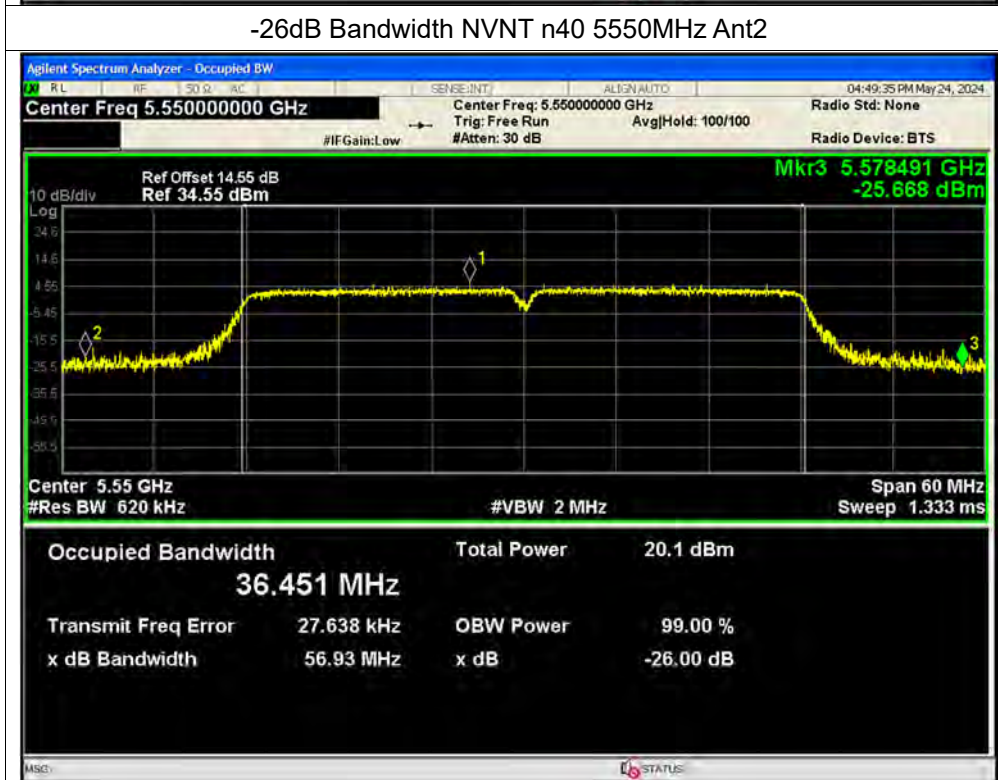




-26dB Bandwidth NVNT n40 5510MHz Ant2

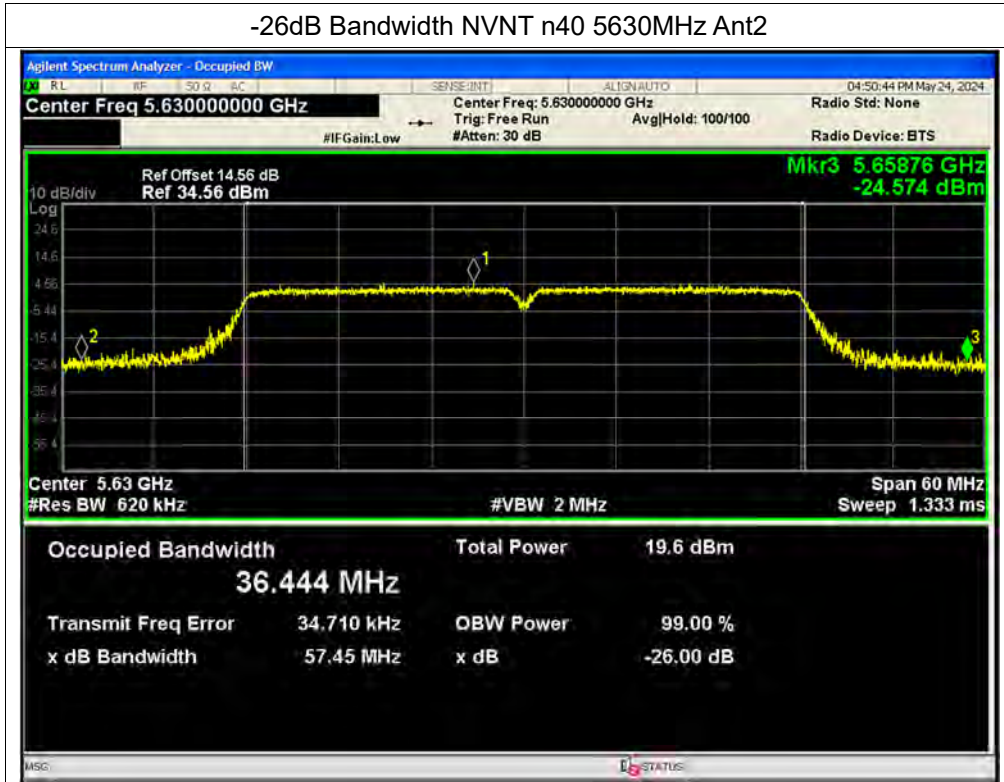


-26dB Bandwidth NVNT n40 5550MHz Ant2

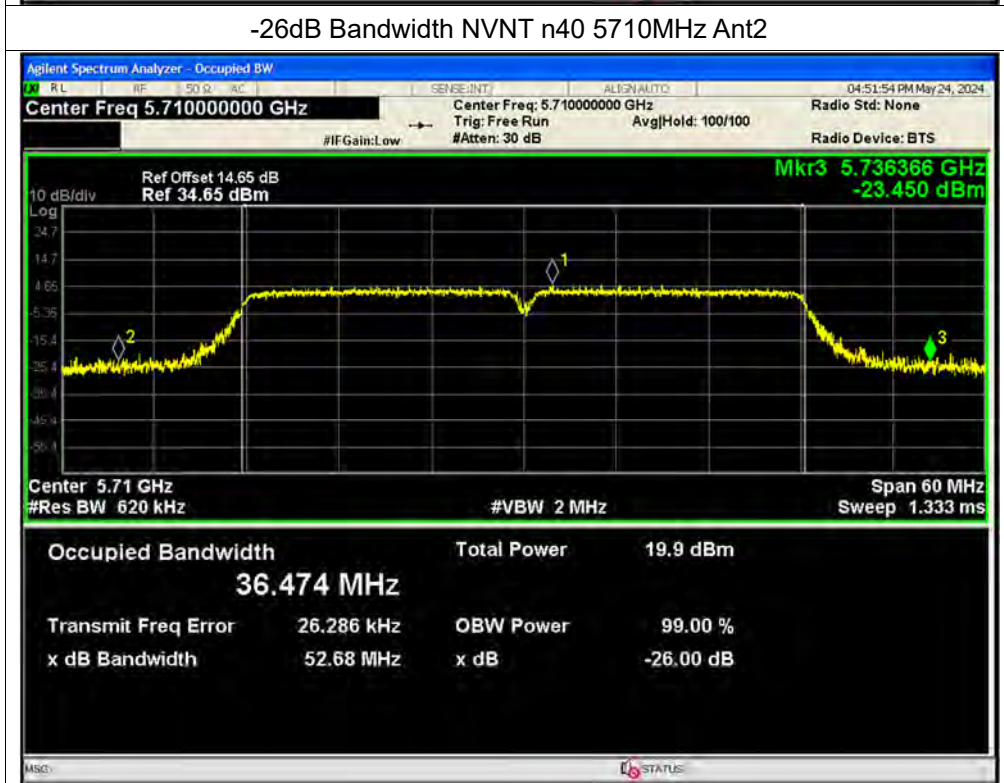




-26dB Bandwidth NVNT n40 5630MHz Ant2

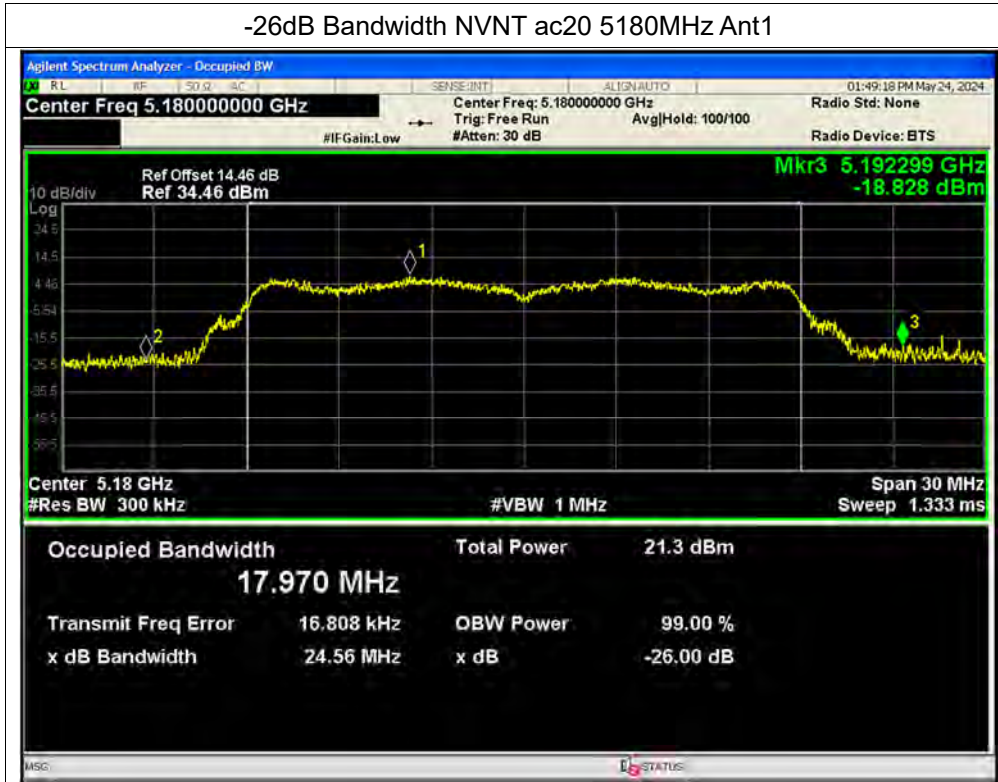


-26dB Bandwidth NVNT n40 5710MHz Ant2

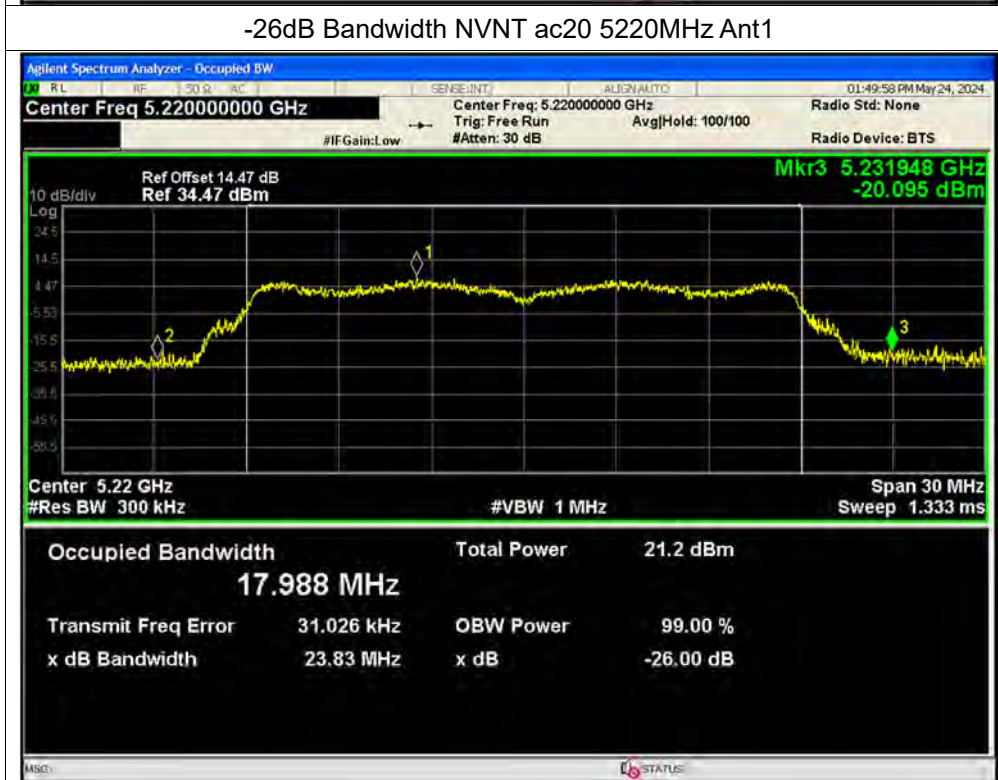




-26dB Bandwidth NVNT ac20 5180MHz Ant1

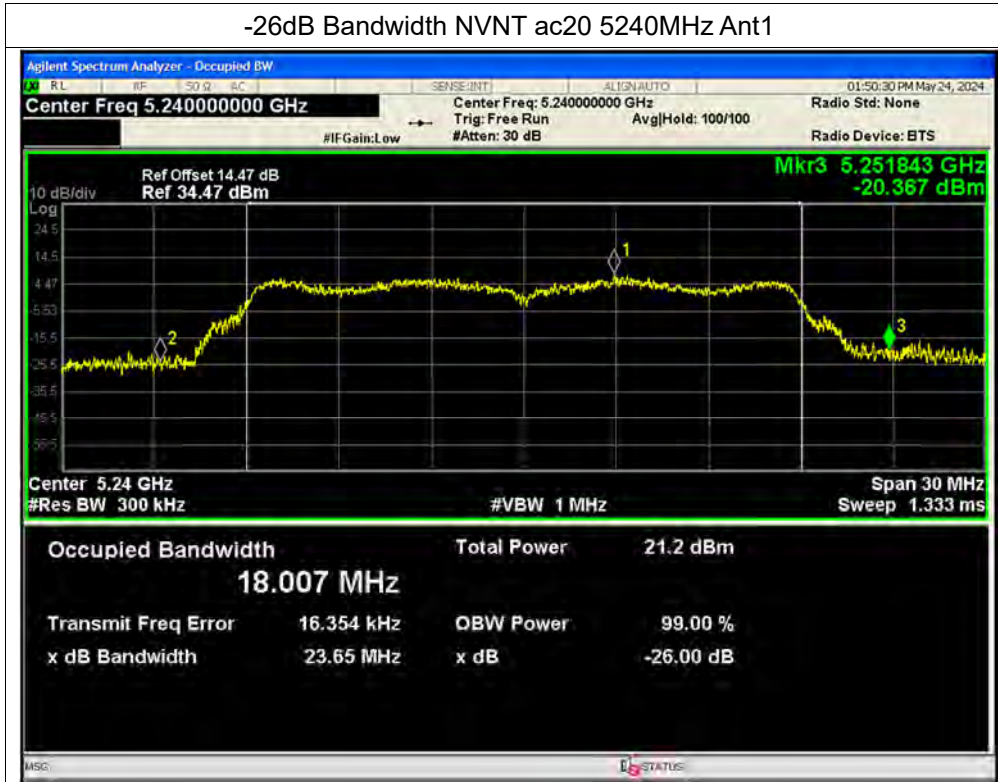


-26dB Bandwidth NVNT ac20 5220MHz Ant1





-26dB Bandwidth NVNT ac20 5240MHz Ant1

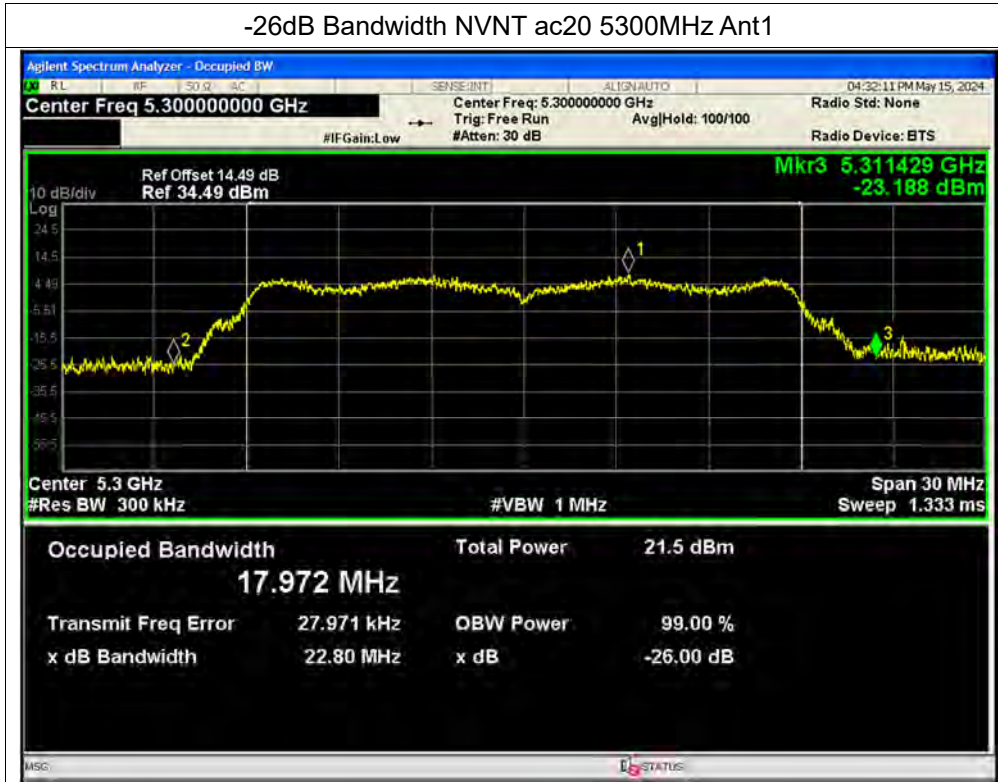


-26dB Bandwidth NVNT ac20 5260MHz Ant1





-26dB Bandwidth NVNT ac20 5300MHz Ant1

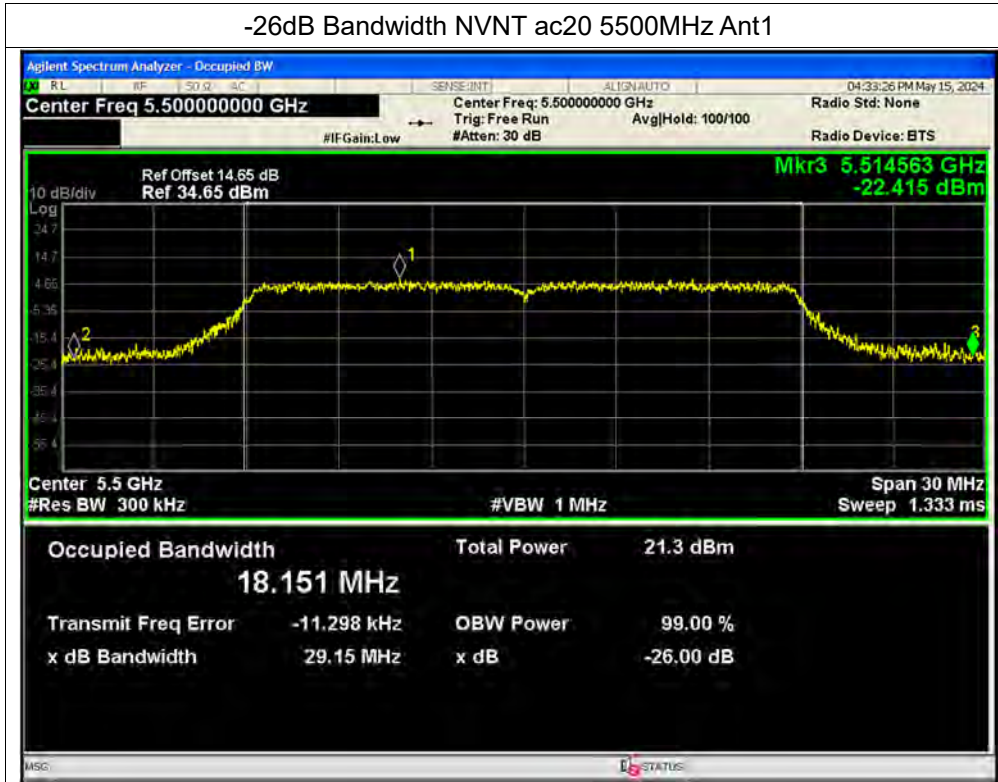


-26dB Bandwidth NVNT ac20 5320MHz Ant1

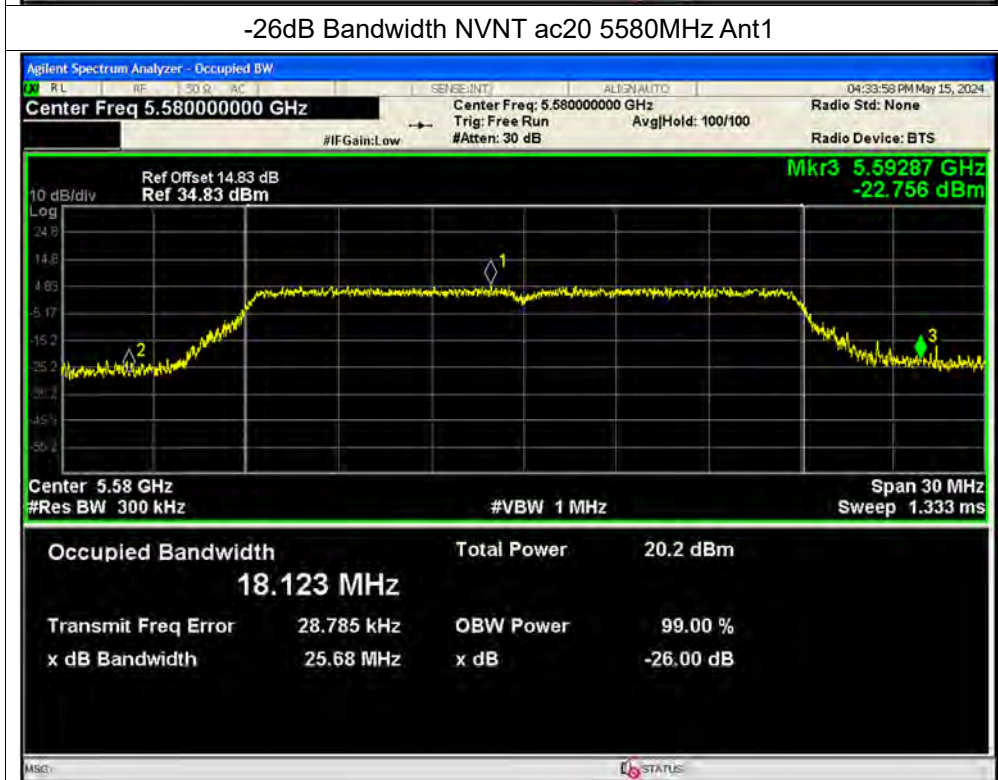




-26dB Bandwidth NVNT ac20 5500MHz Ant1

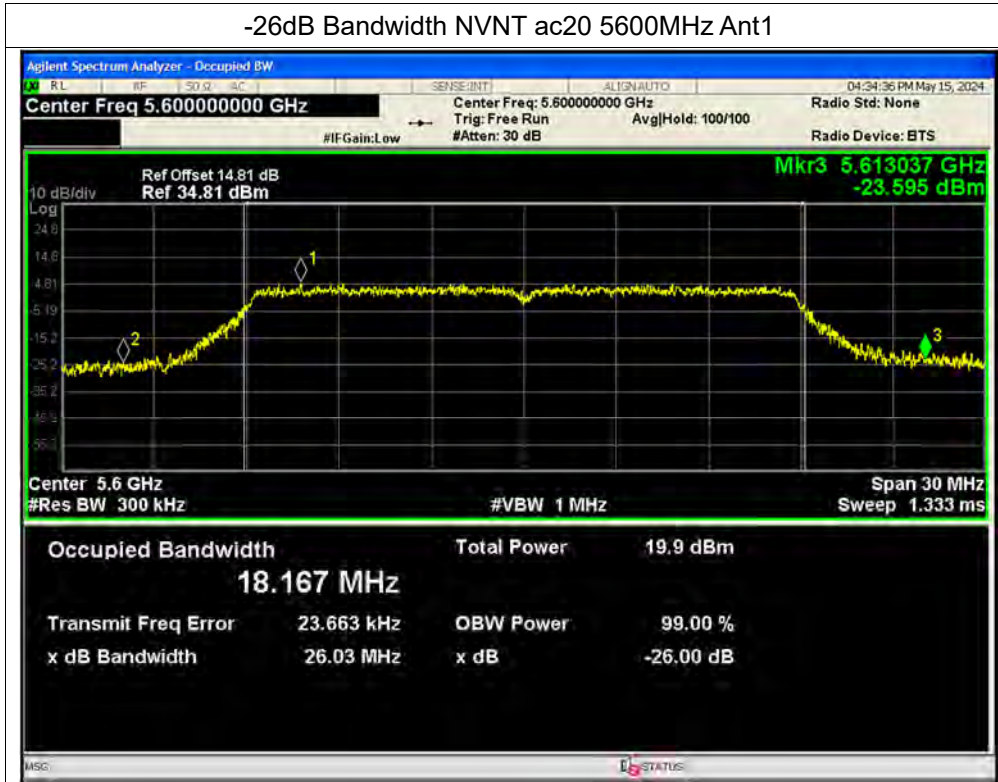


-26dB Bandwidth NVNT ac20 5580MHz Ant1

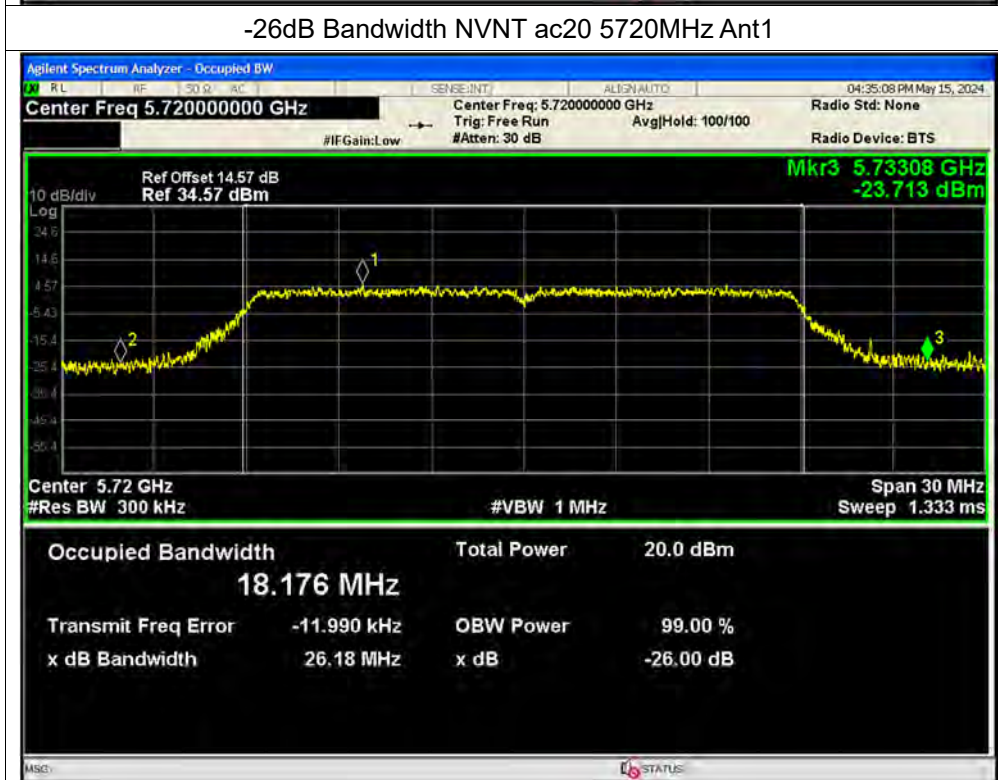




-26dB Bandwidth NVNT ac20 5600MHz Ant1

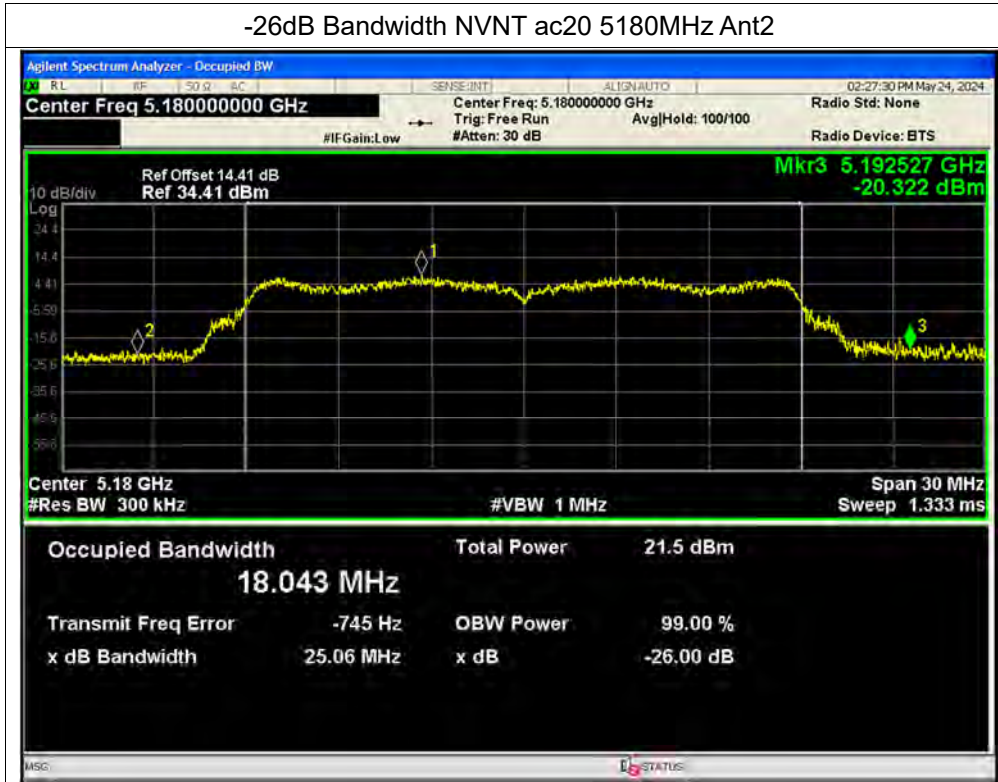


-26dB Bandwidth NVNT ac20 5720MHz Ant1

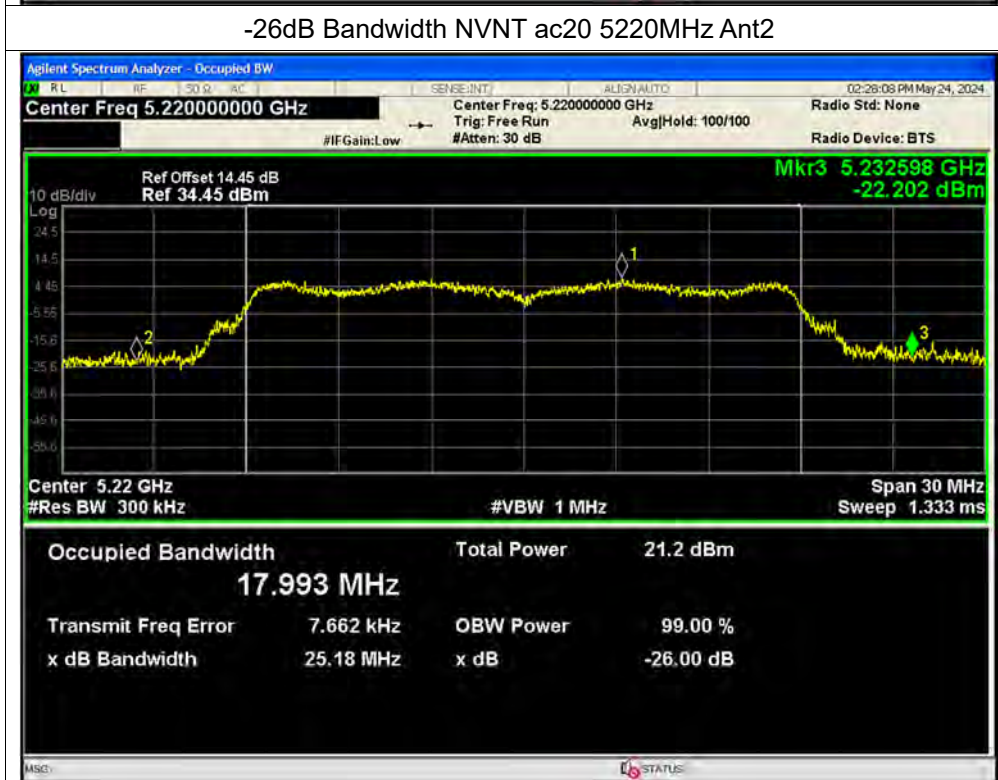




-26dB Bandwidth NVNT ac20 5180MHz Ant2

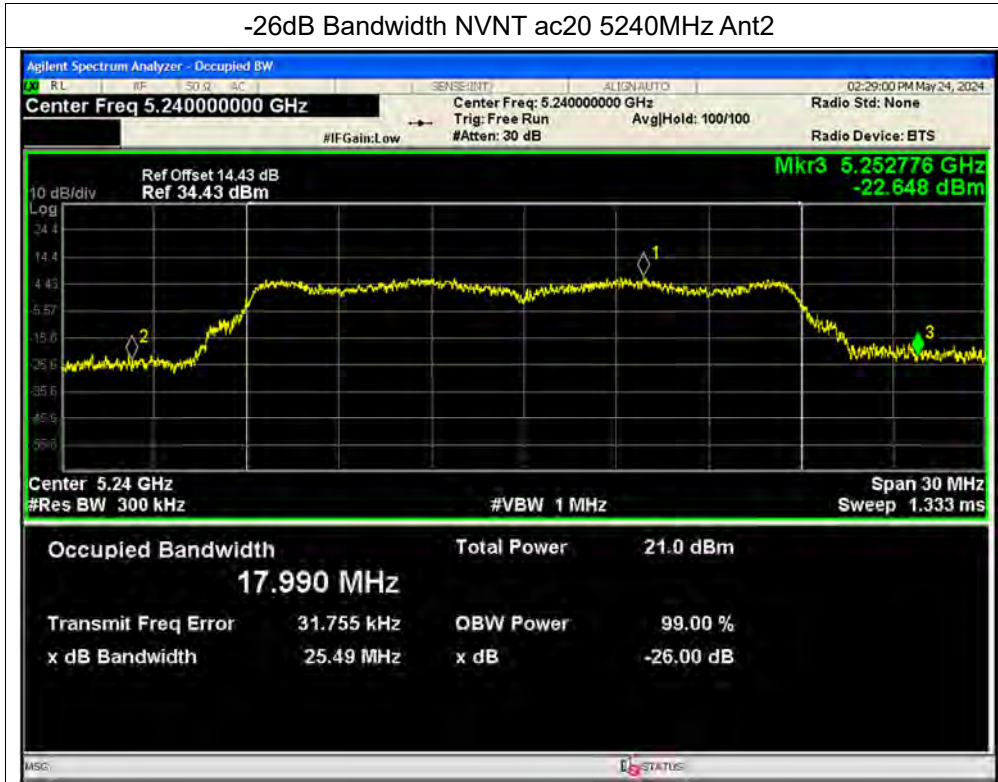


-26dB Bandwidth NVNT ac20 5220MHz Ant2





-26dB Bandwidth NVNT ac20 5240MHz Ant2

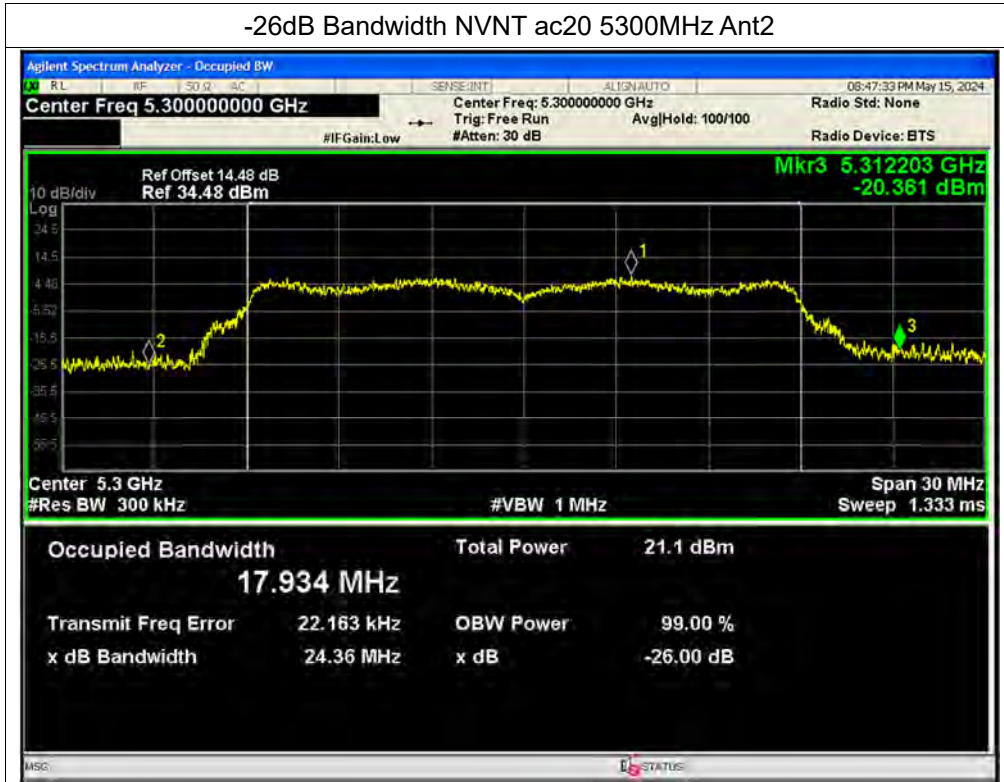


-26dB Bandwidth NVNT ac20 5260MHz Ant2





-26dB Bandwidth NVNT ac20 5300MHz Ant2



-26dB Bandwidth NVNT ac20 5320MHz Ant2

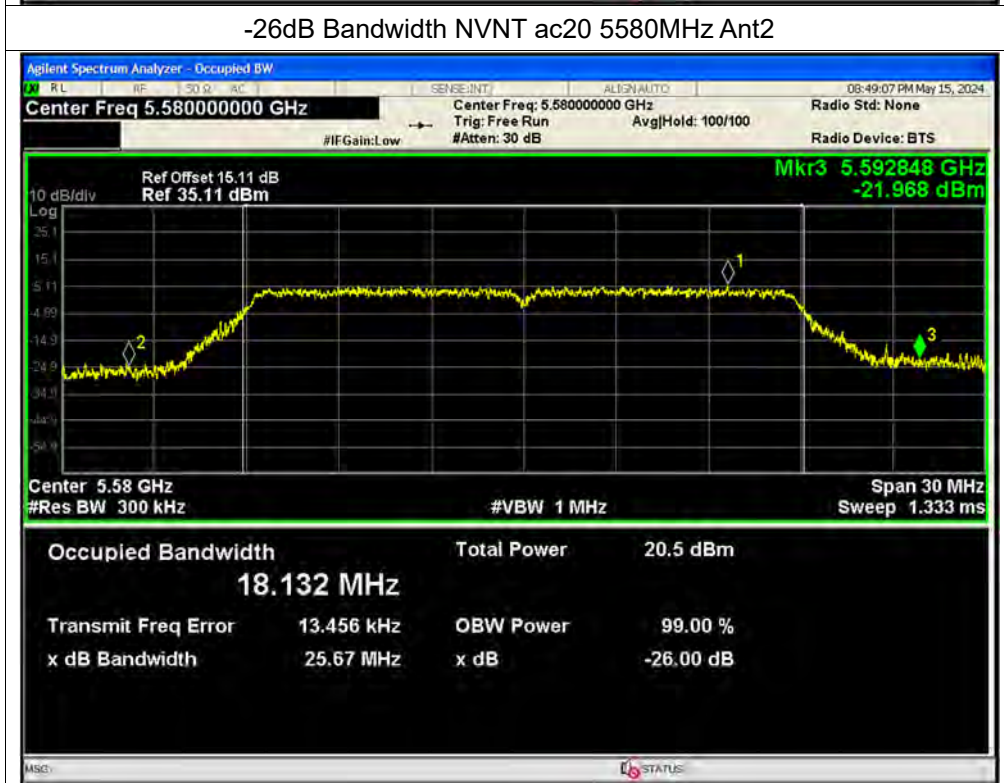




-26dB Bandwidth NVNT ac20 5500MHz Ant2



-26dB Bandwidth NVNT ac20 5580MHz Ant2

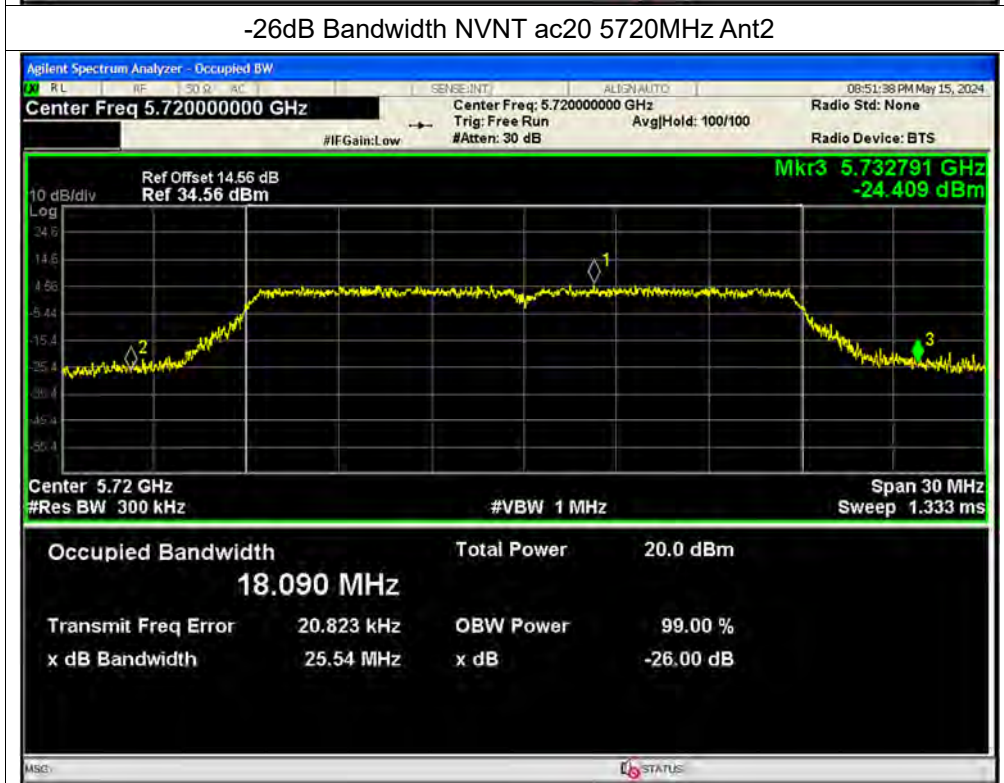




-26dB Bandwidth NVNT ac20 5600MHz Ant2

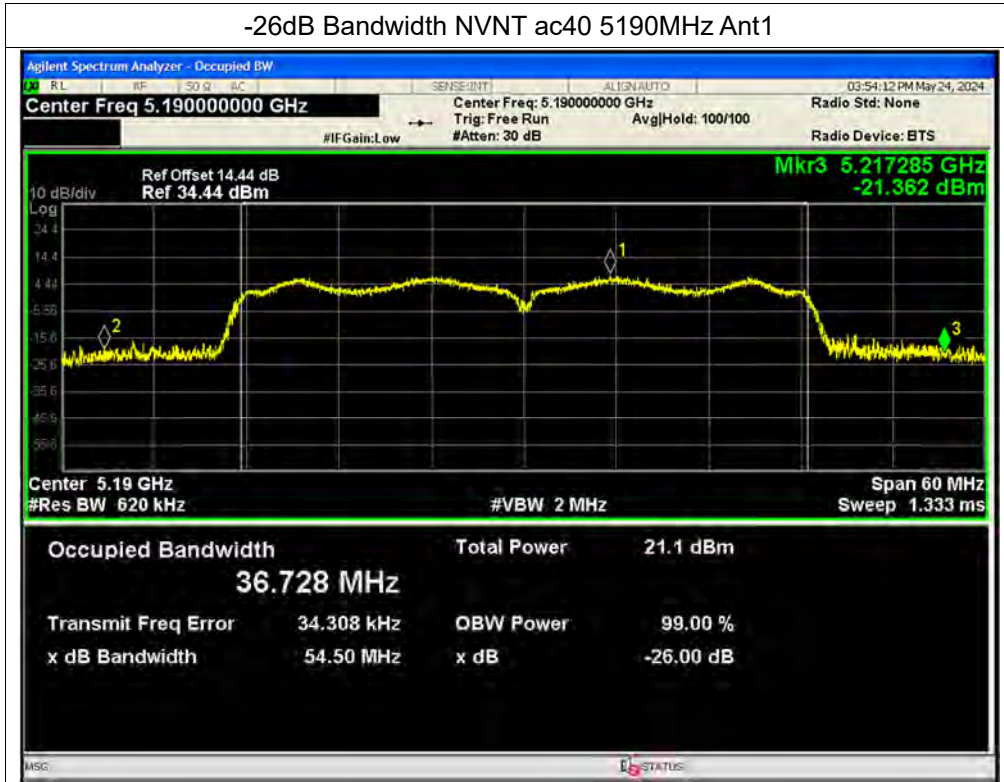


-26dB Bandwidth NVNT ac20 5720MHz Ant2

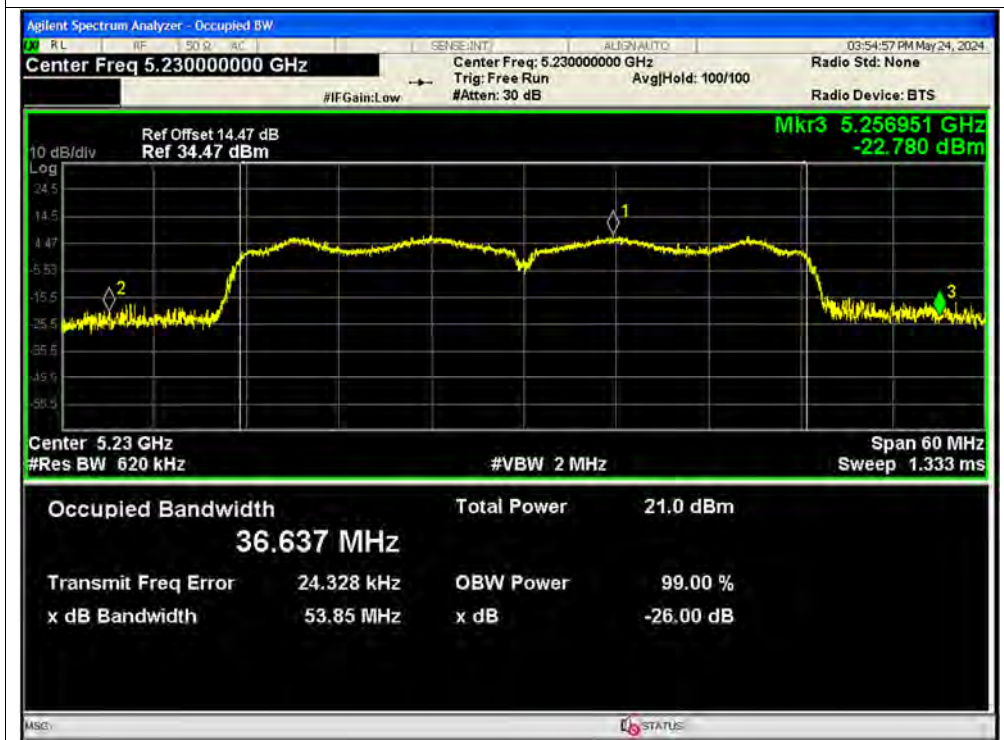




-26dB Bandwidth NVNT ac40 5190MHz Ant1

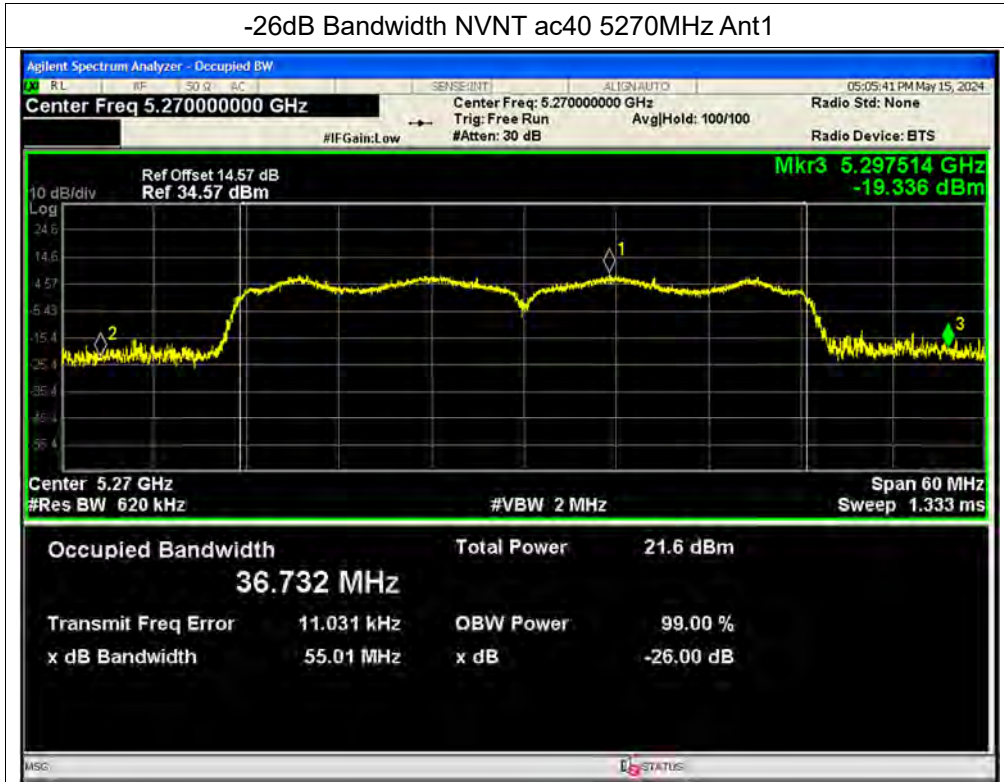


-26dB Bandwidth NVNT ac40 5230MHz Ant1

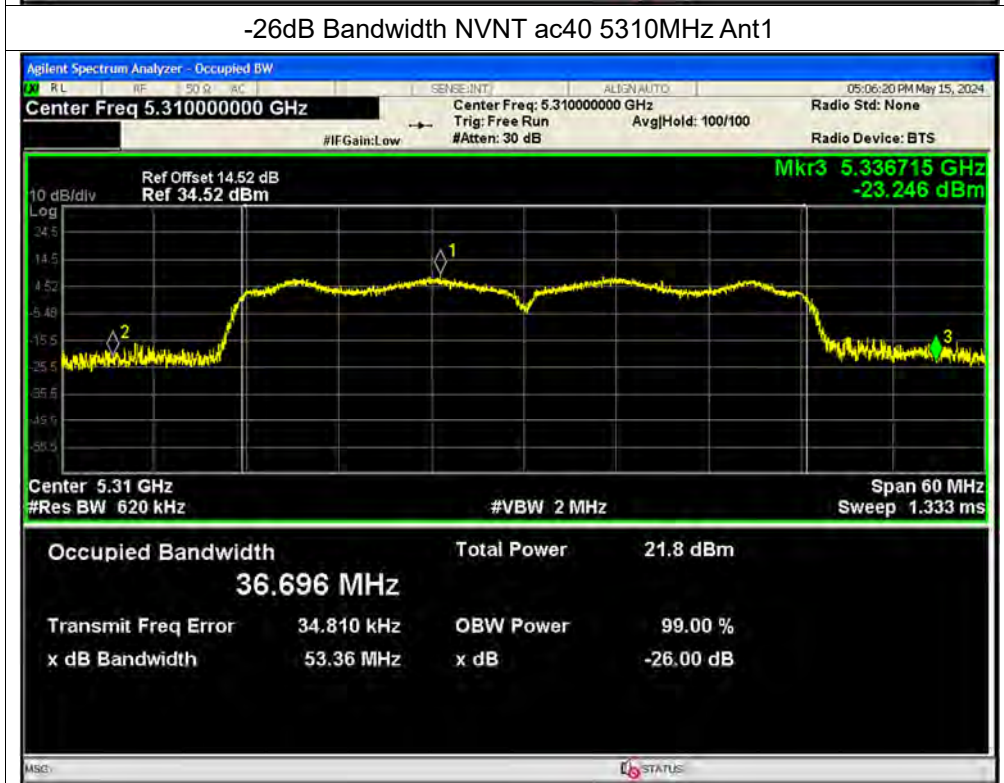




-26dB Bandwidth NVNT ac40 5270MHz Ant1

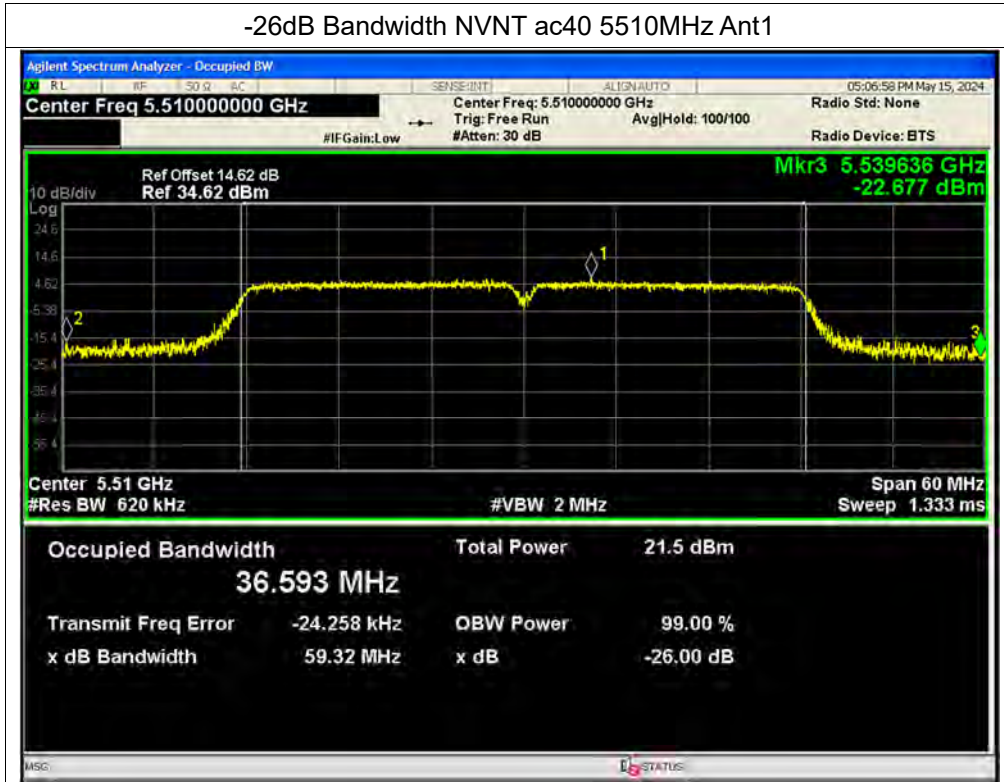


-26dB Bandwidth NVNT ac40 5310MHz Ant1

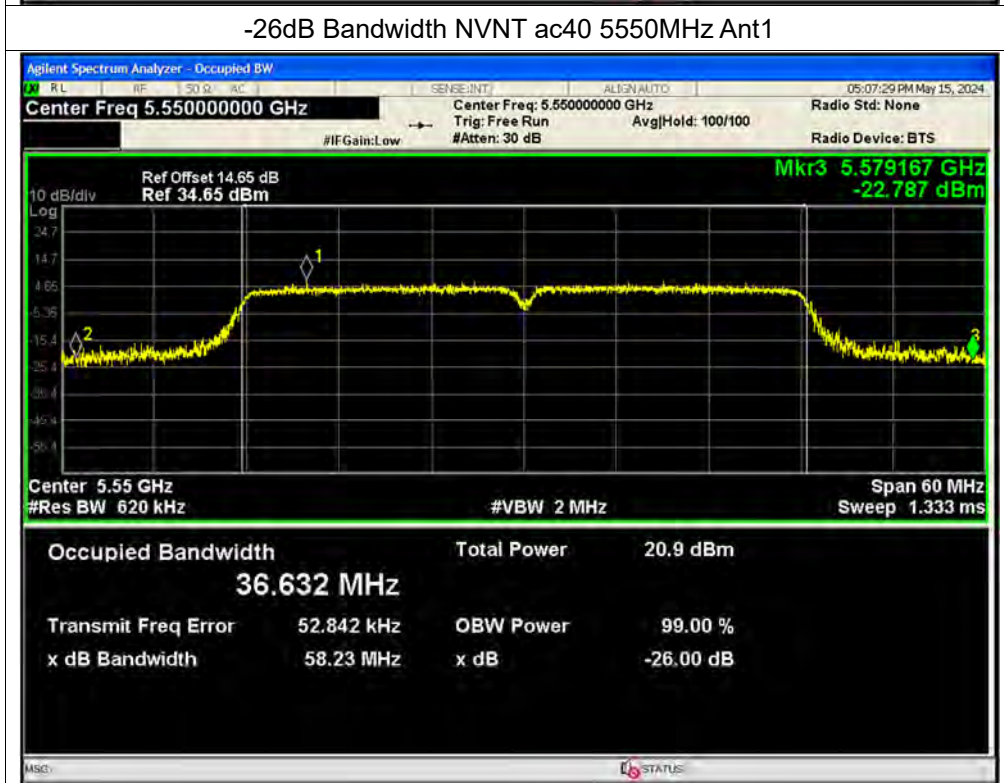




-26dB Bandwidth NVNT ac40 5510MHz Ant1

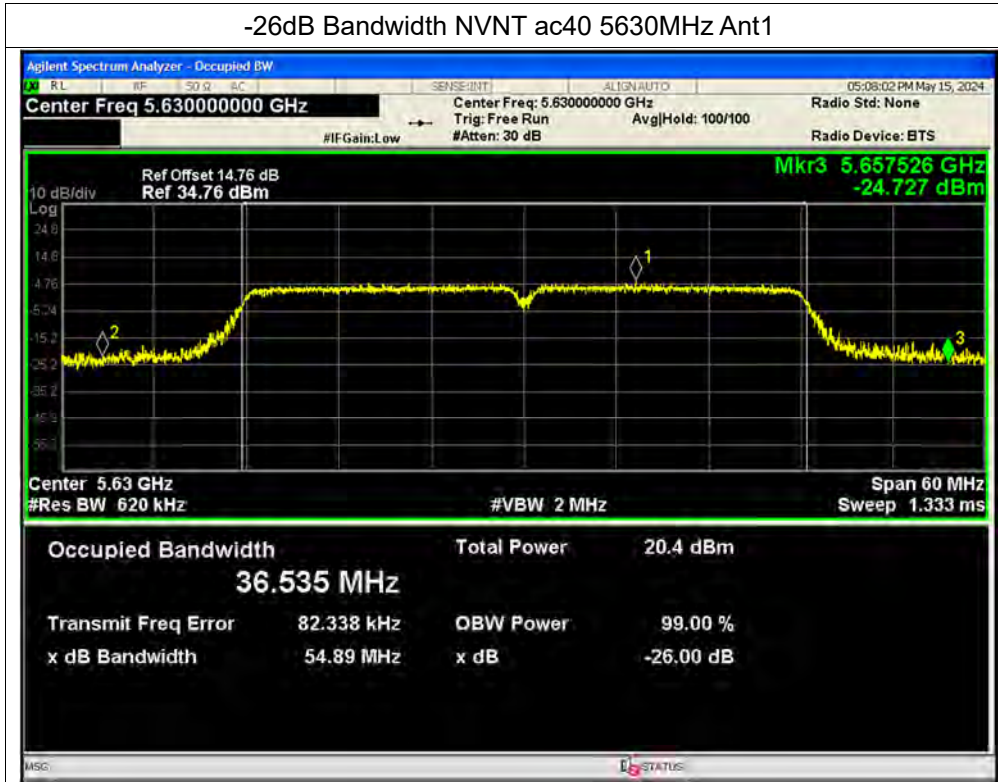


-26dB Bandwidth NVNT ac40 5550MHz Ant1





-26dB Bandwidth NVNT ac40 5630MHz Ant1

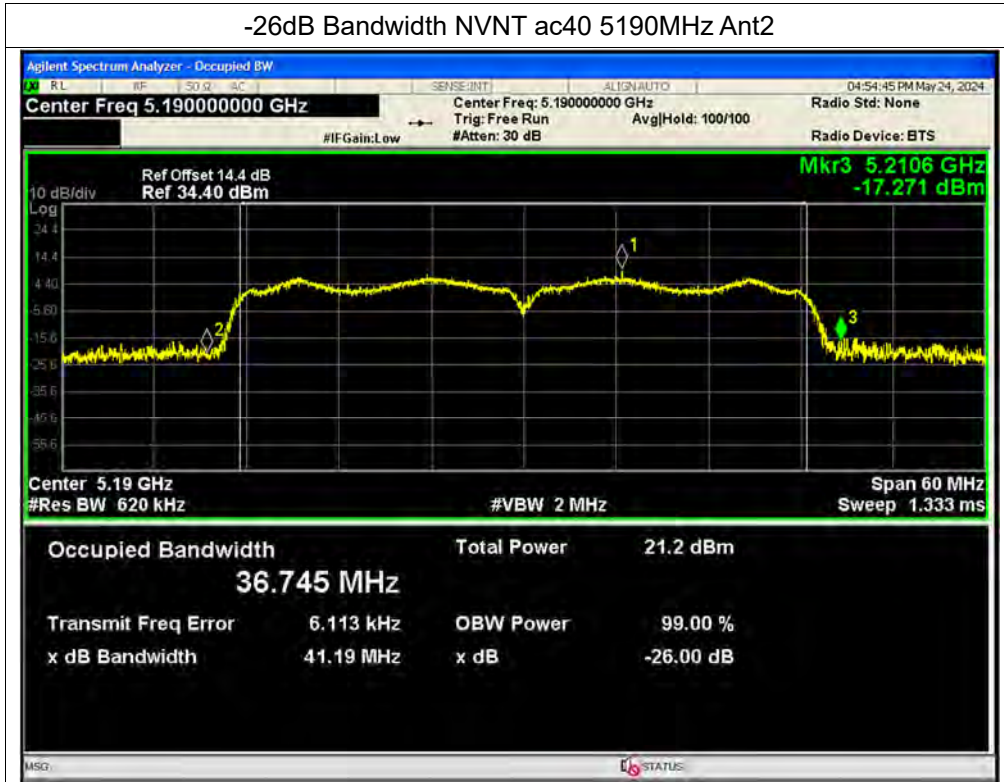


-26dB Bandwidth NVNT ac40 5710MHz Ant1





-26dB Bandwidth NVNT ac40 5190MHz Ant2

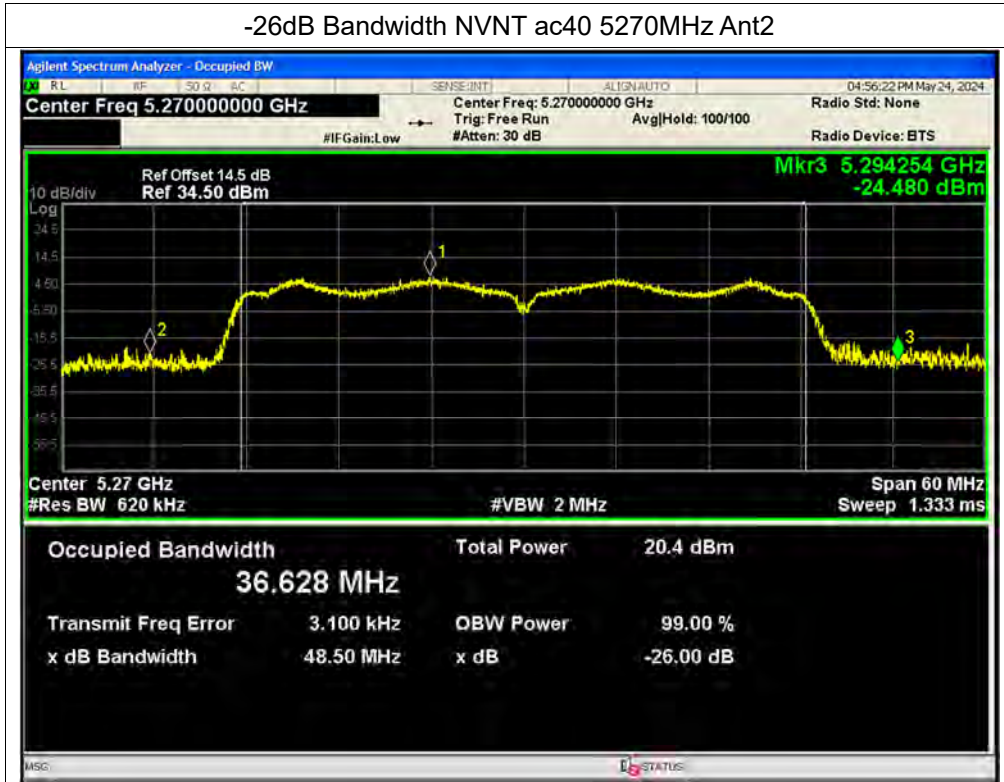


-26dB Bandwidth NVNT ac40 5230MHz Ant2





-26dB Bandwidth NVNT ac40 5270MHz Ant2

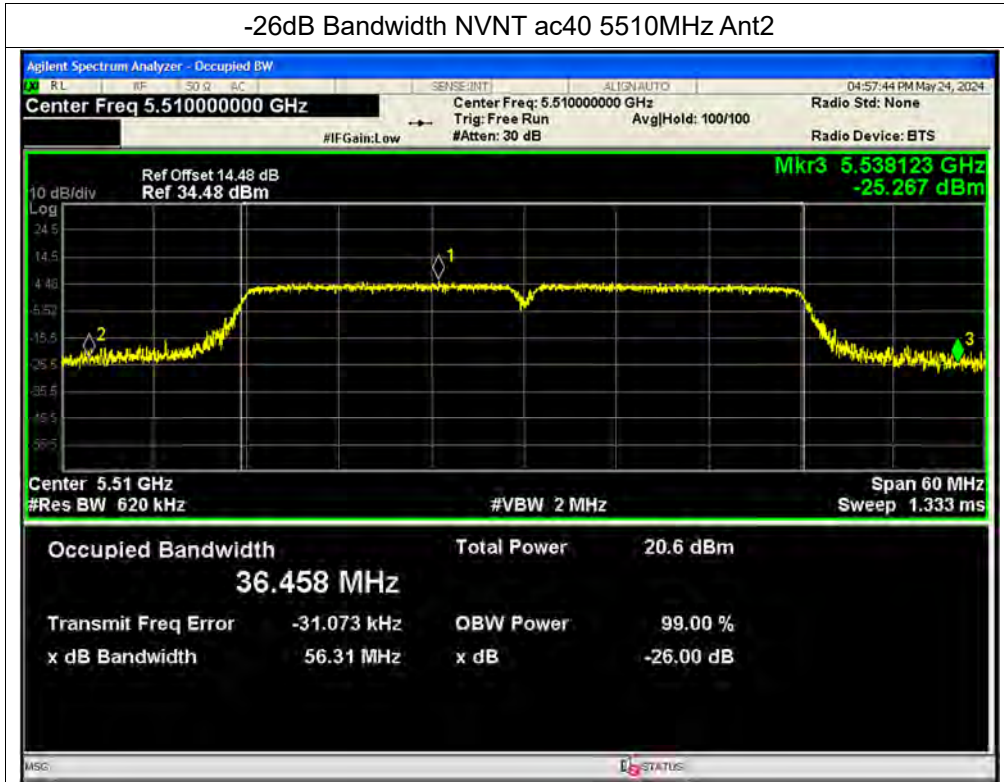


-26dB Bandwidth NVNT ac40 5310MHz Ant2

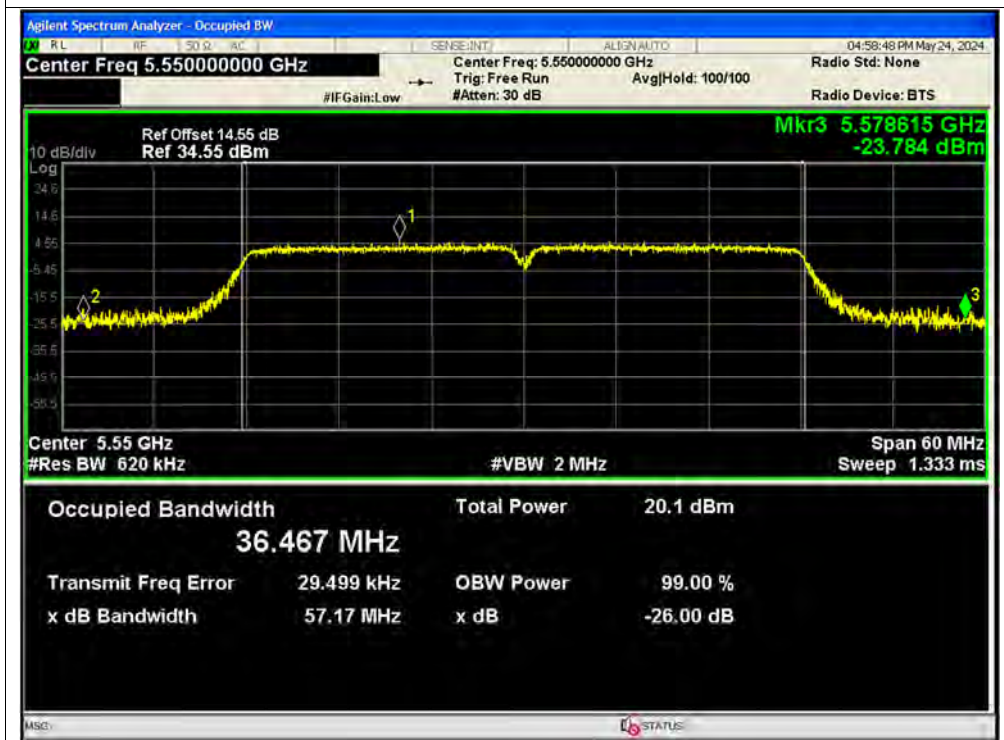




-26dB Bandwidth NVNT ac40 5510MHz Ant2

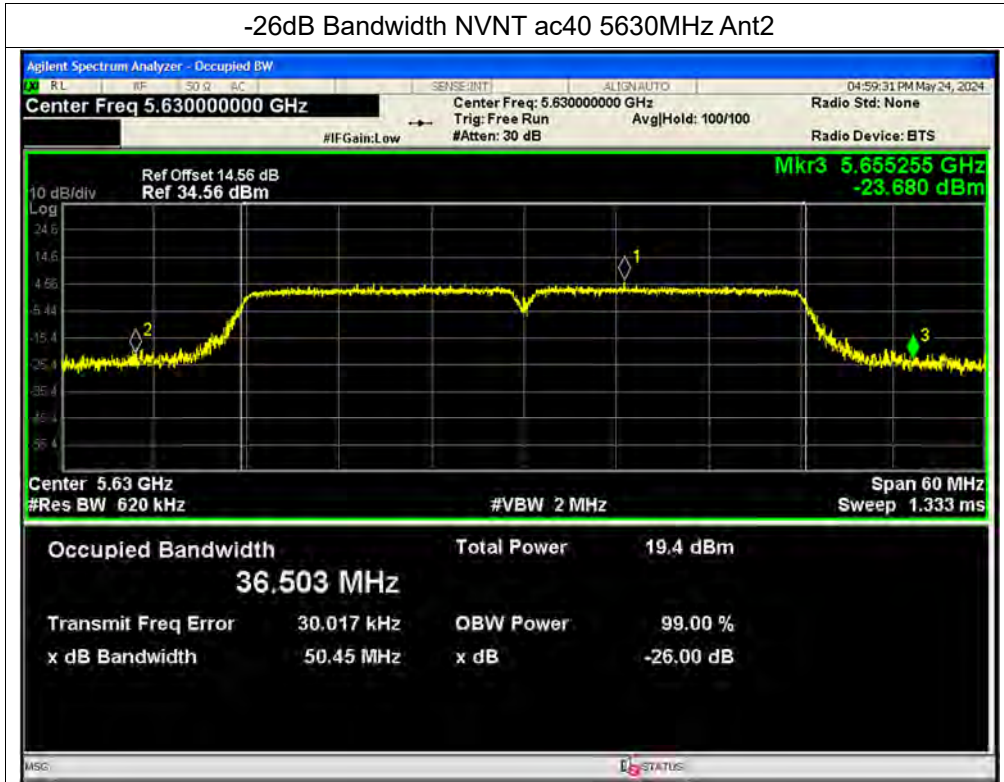


-26dB Bandwidth NVNT ac40 5550MHz Ant2

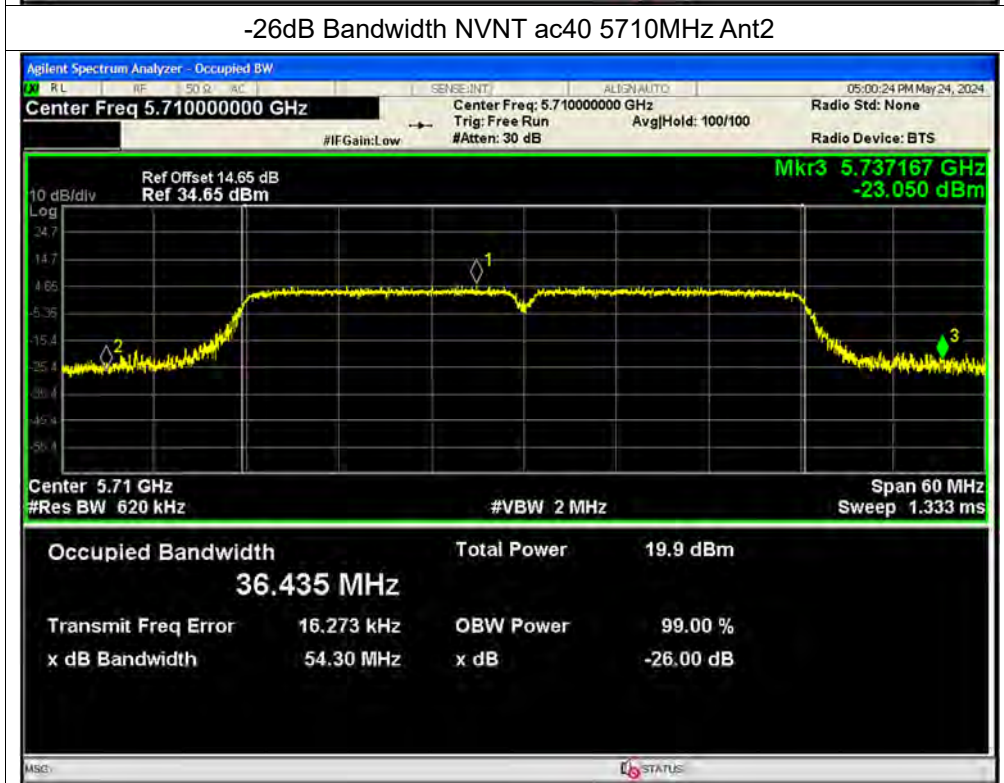




-26dB Bandwidth NVNT ac40 5630MHz Ant2

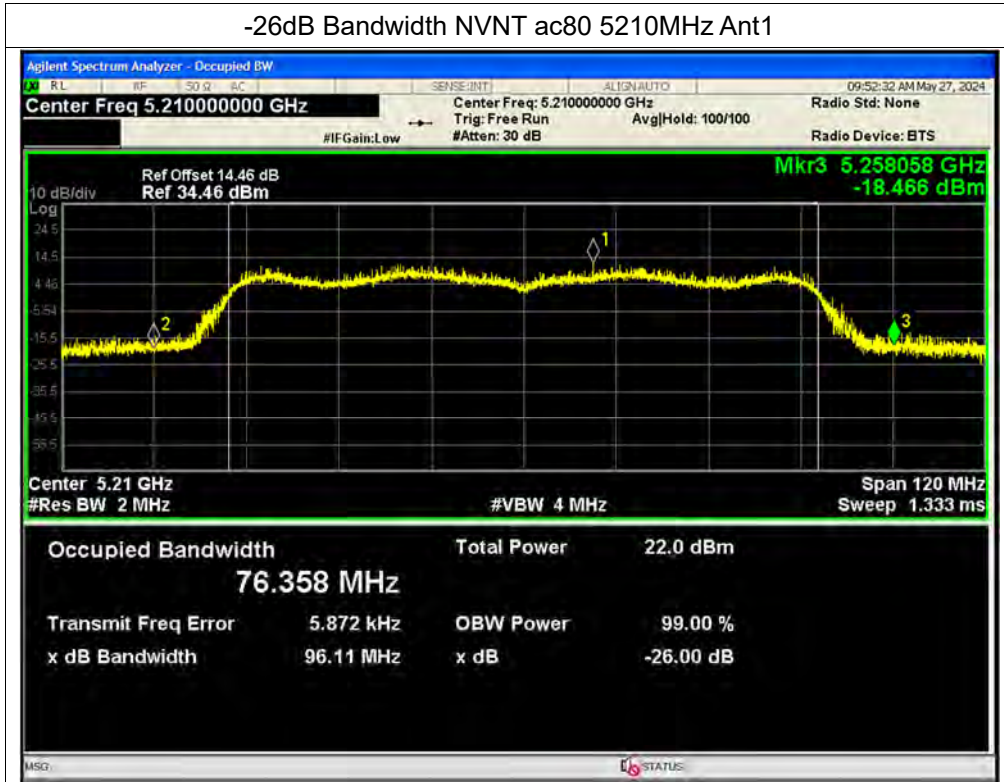


-26dB Bandwidth NVNT ac40 5710MHz Ant2

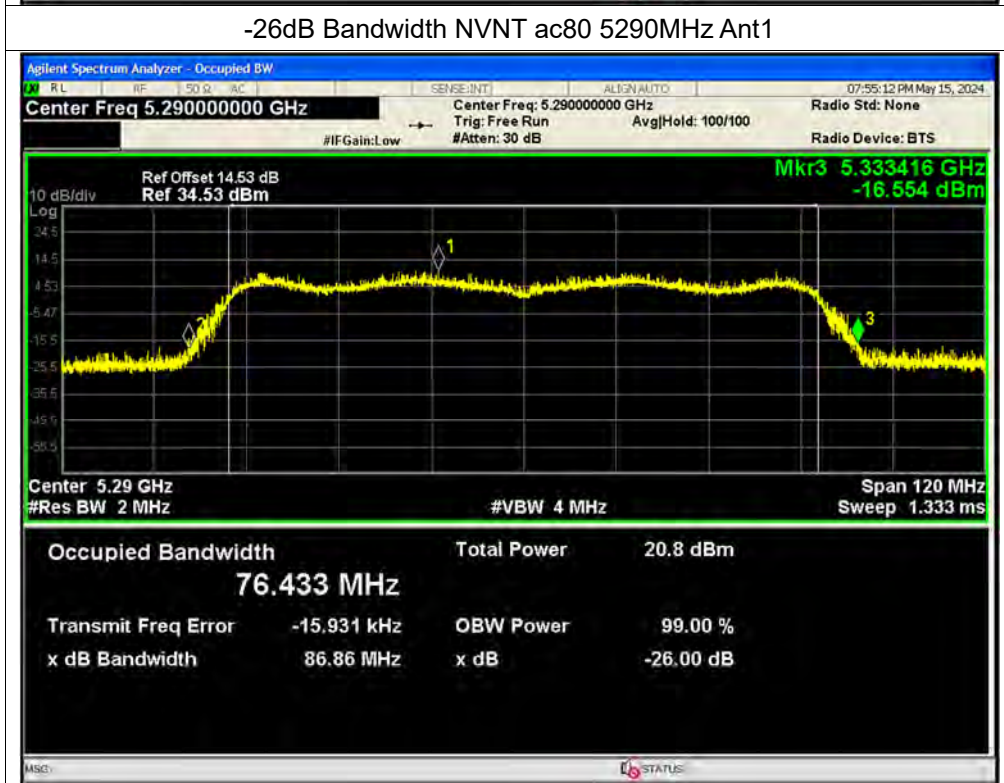




-26dB Bandwidth NVNT ac80 5210MHz Ant1

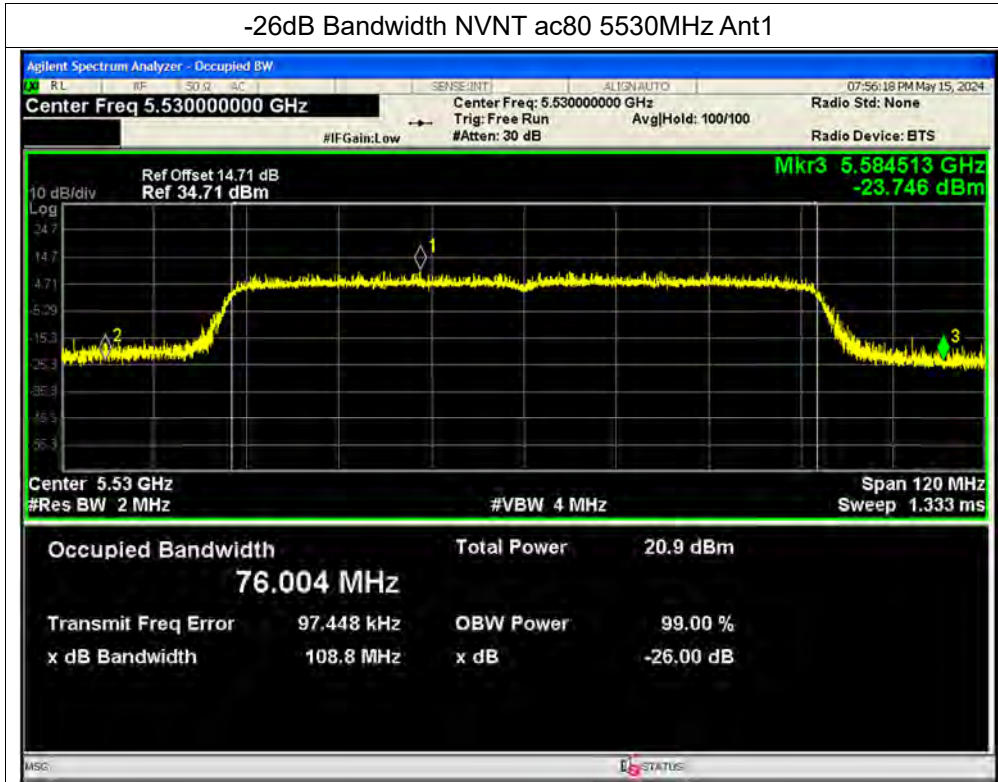


-26dB Bandwidth NVNT ac80 5290MHz Ant1

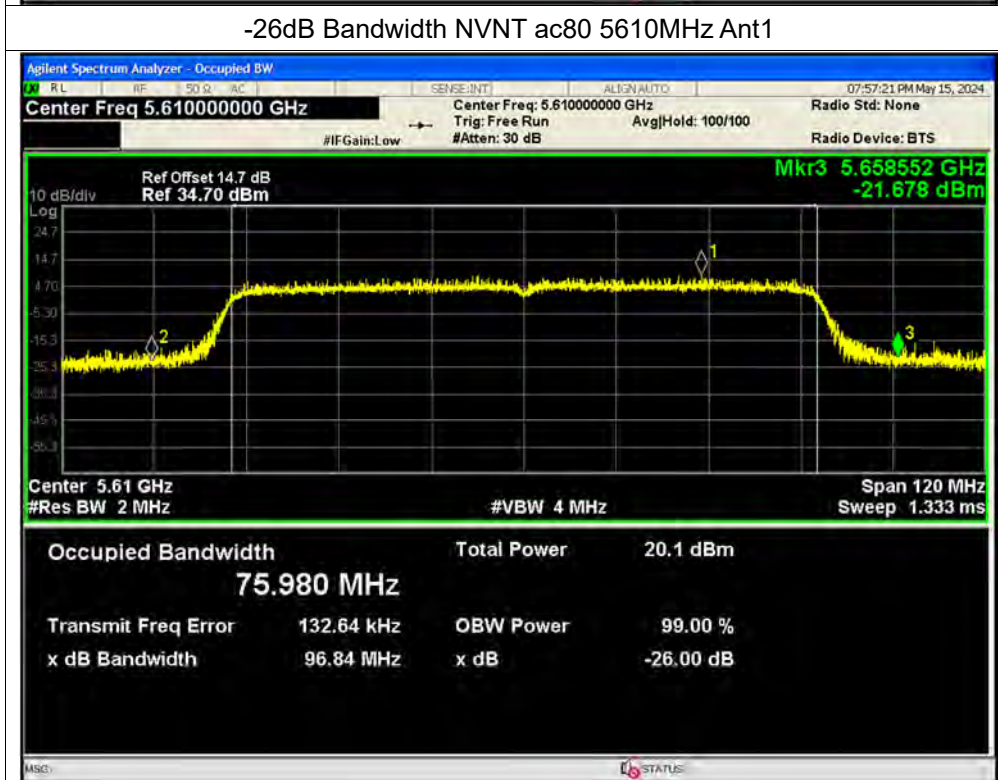




-26dB Bandwidth NVNT ac80 5530MHz Ant1

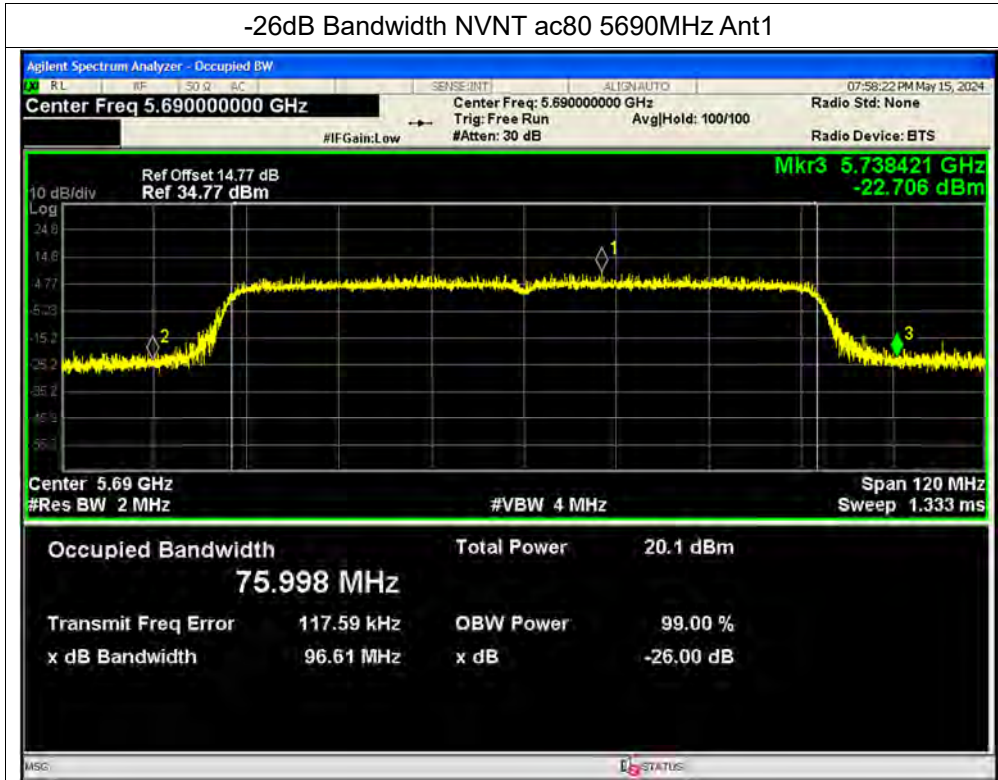


-26dB Bandwidth NVNT ac80 5610MHz Ant1

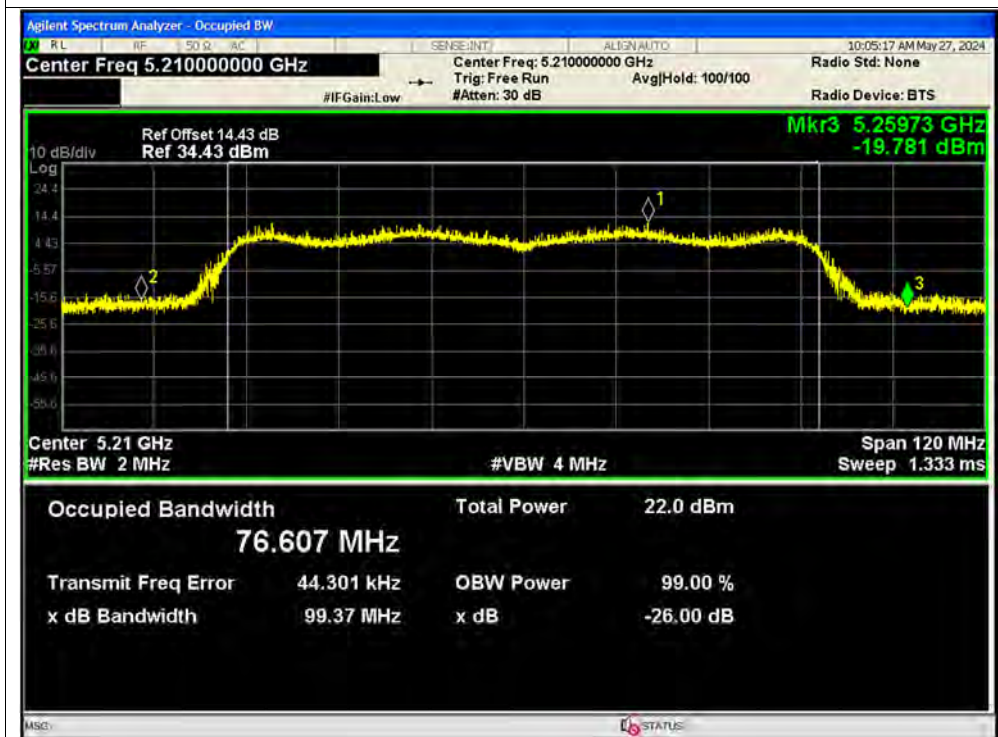




-26dB Bandwidth NVNT ac80 5690MHz Ant1

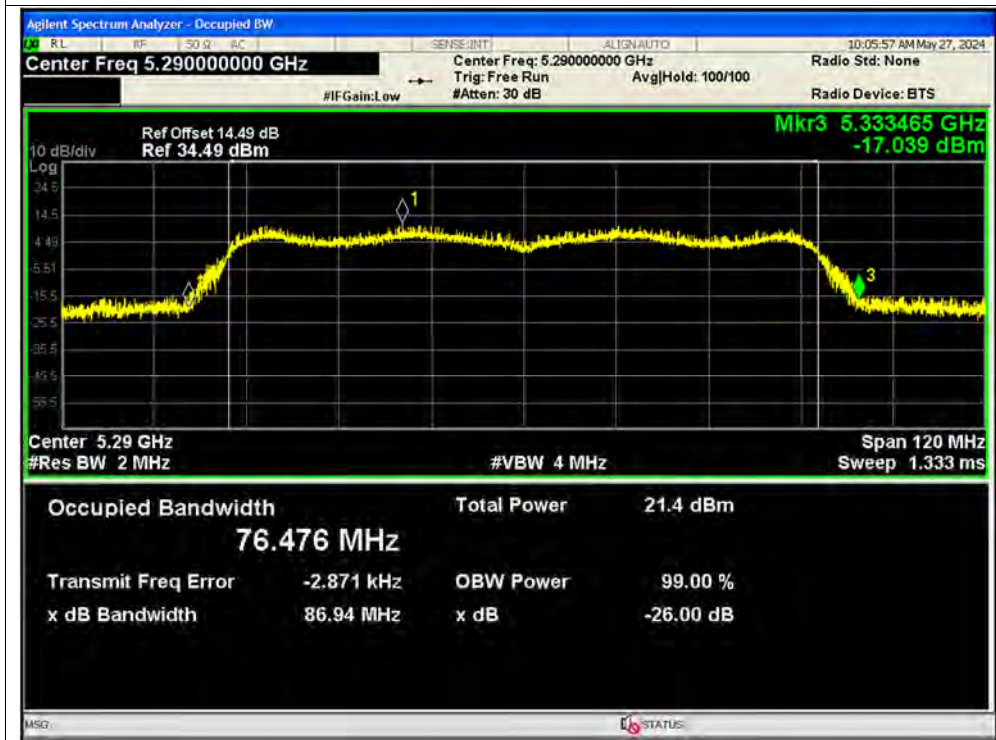


-26dB Bandwidth NVNT ac80 5210MHz Ant2

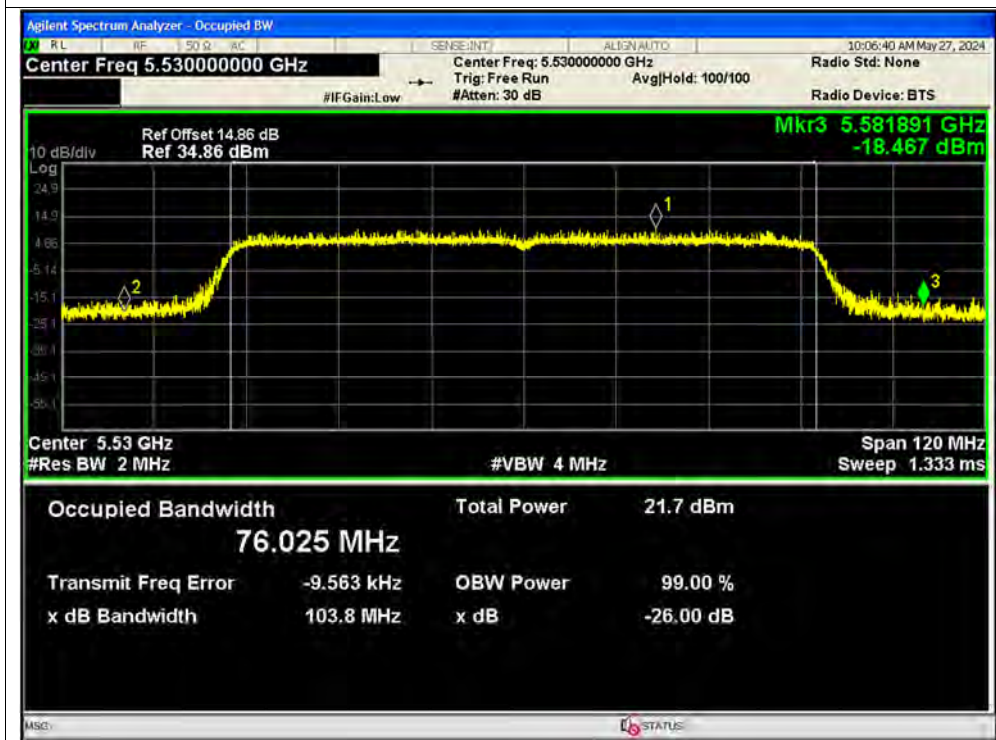




-26dB Bandwidth NVNT ac80 5290MHz Ant2

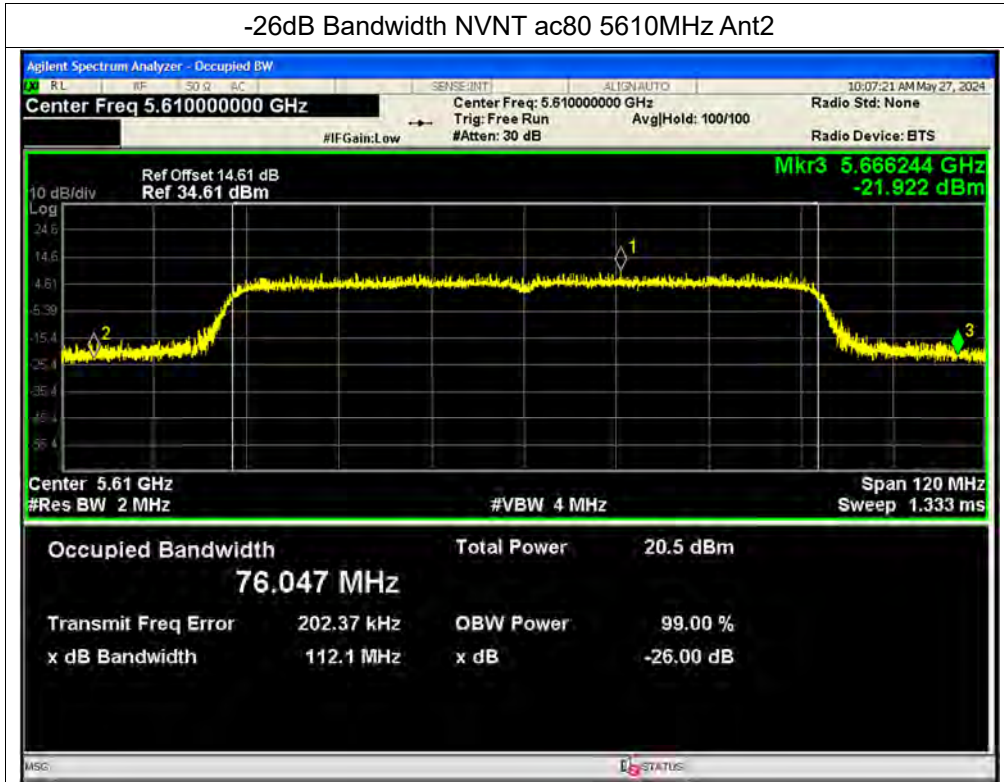


-26dB Bandwidth NVNT ac80 5530MHz Ant2

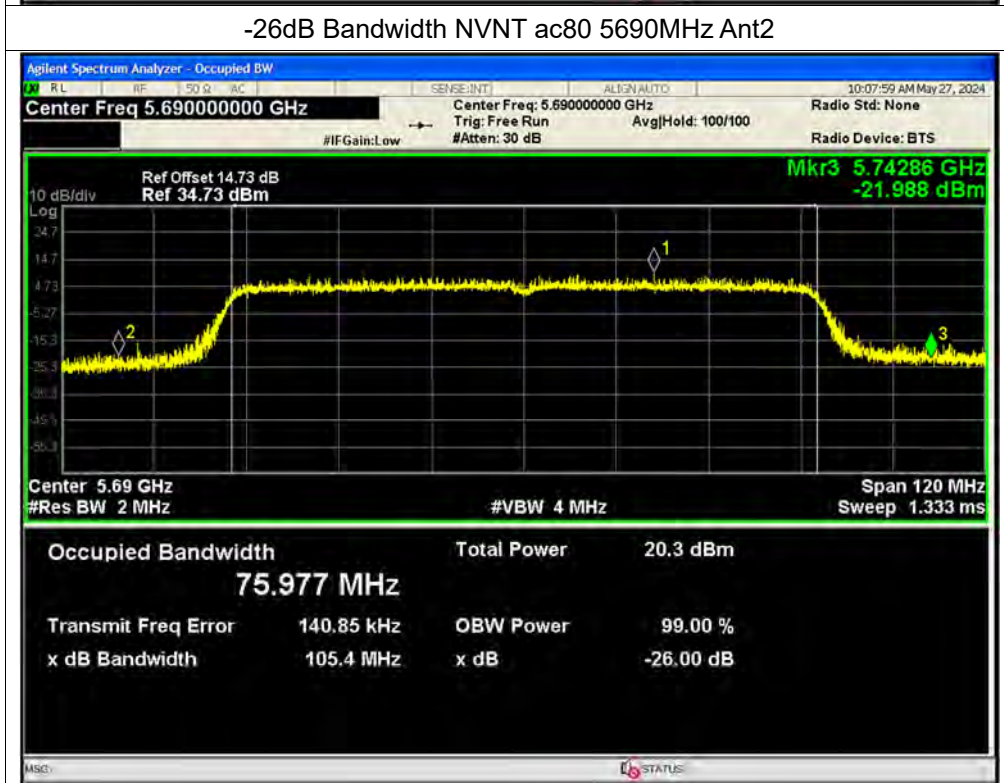




-26dB Bandwidth NVNT ac80 5610MHz Ant2

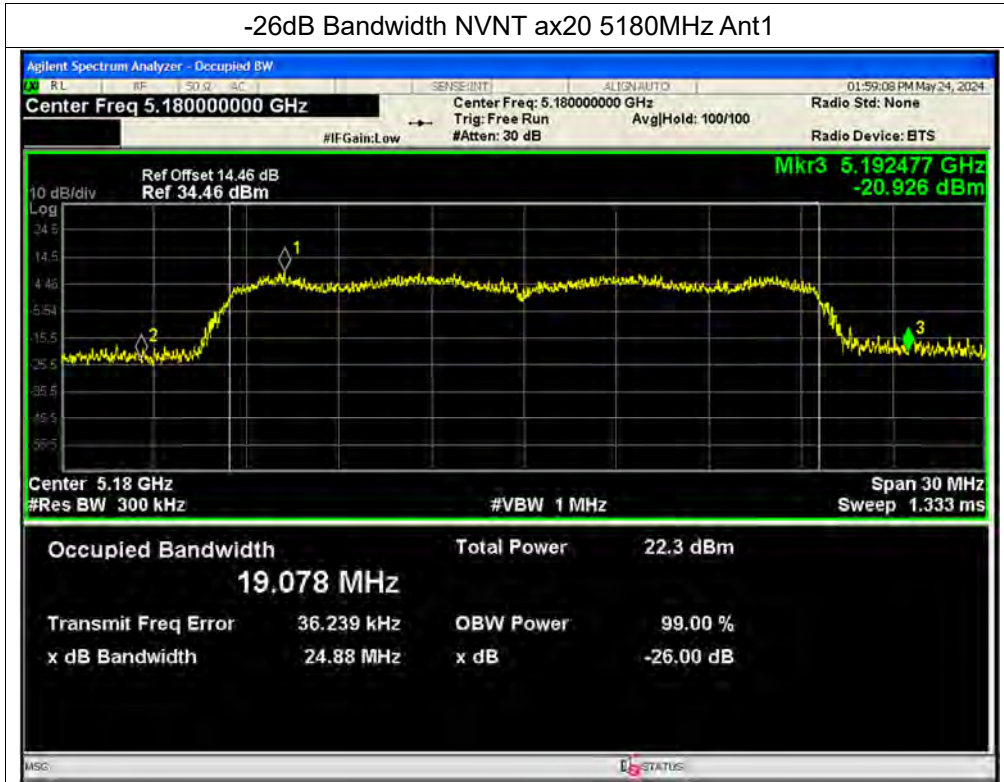


-26dB Bandwidth NVNT ac80 5690MHz Ant2

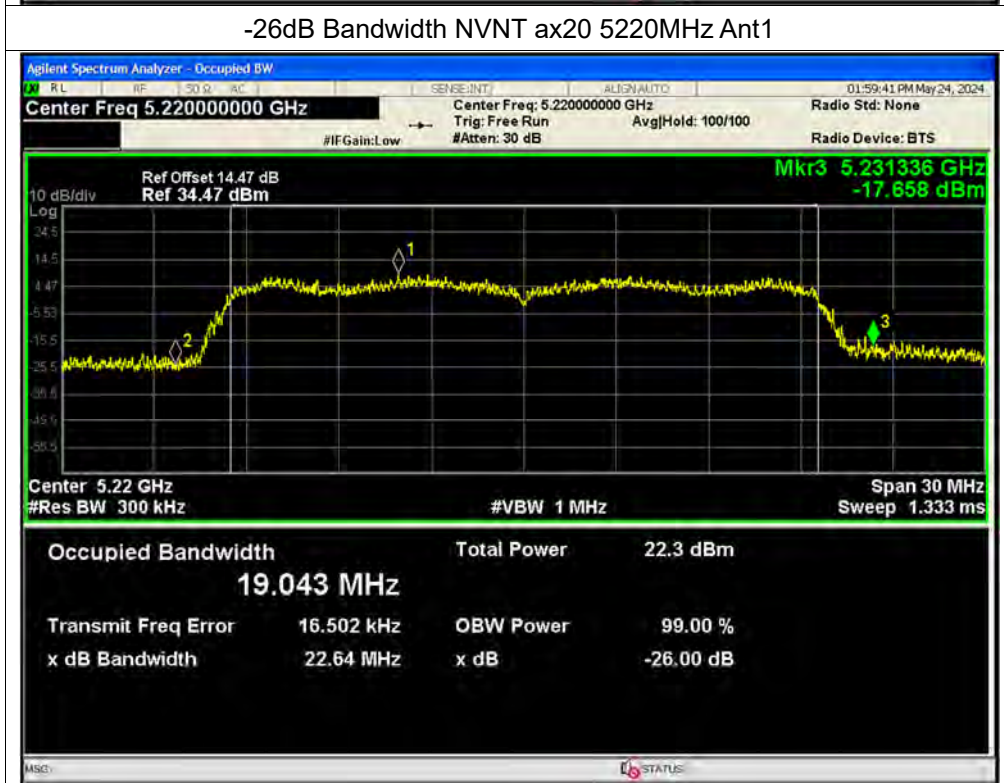




-26dB Bandwidth NVNT ax20 5180MHz Ant1

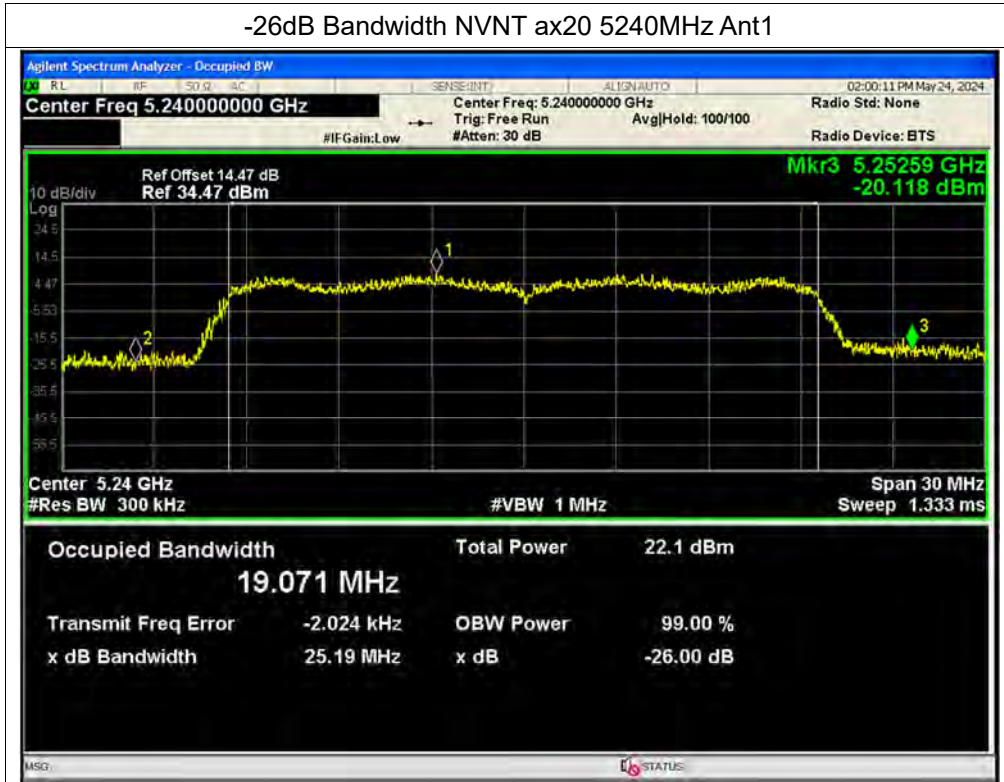


-26dB Bandwidth NVNT ax20 5220MHz Ant1

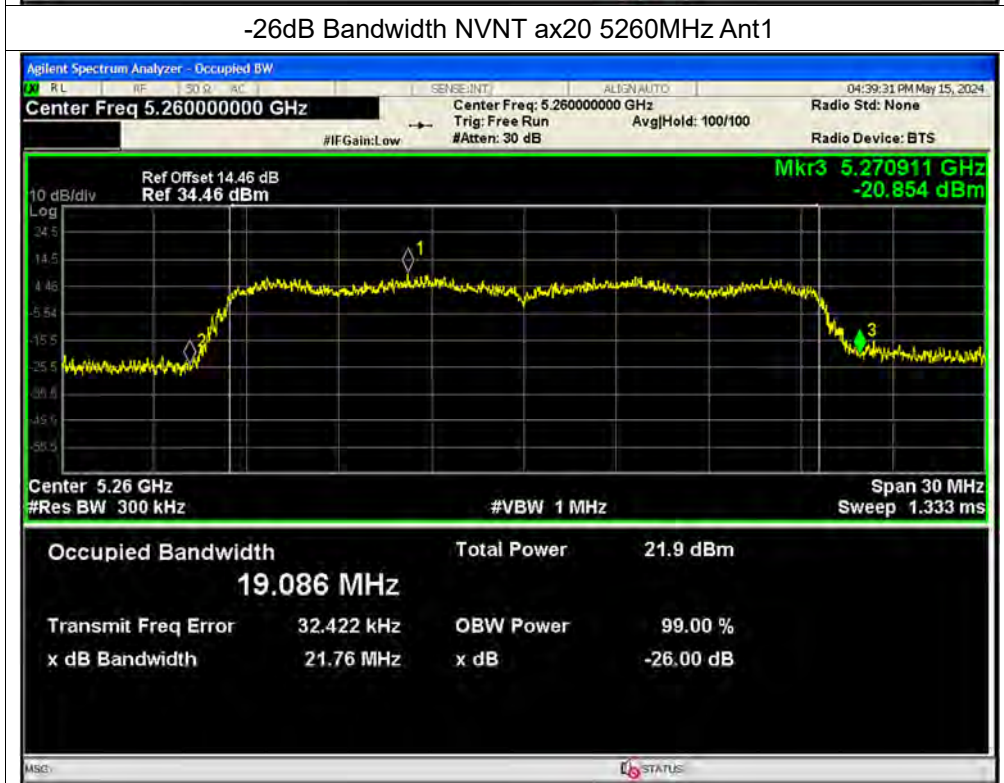




-26dB Bandwidth NVNT ax20 5240MHz Ant1

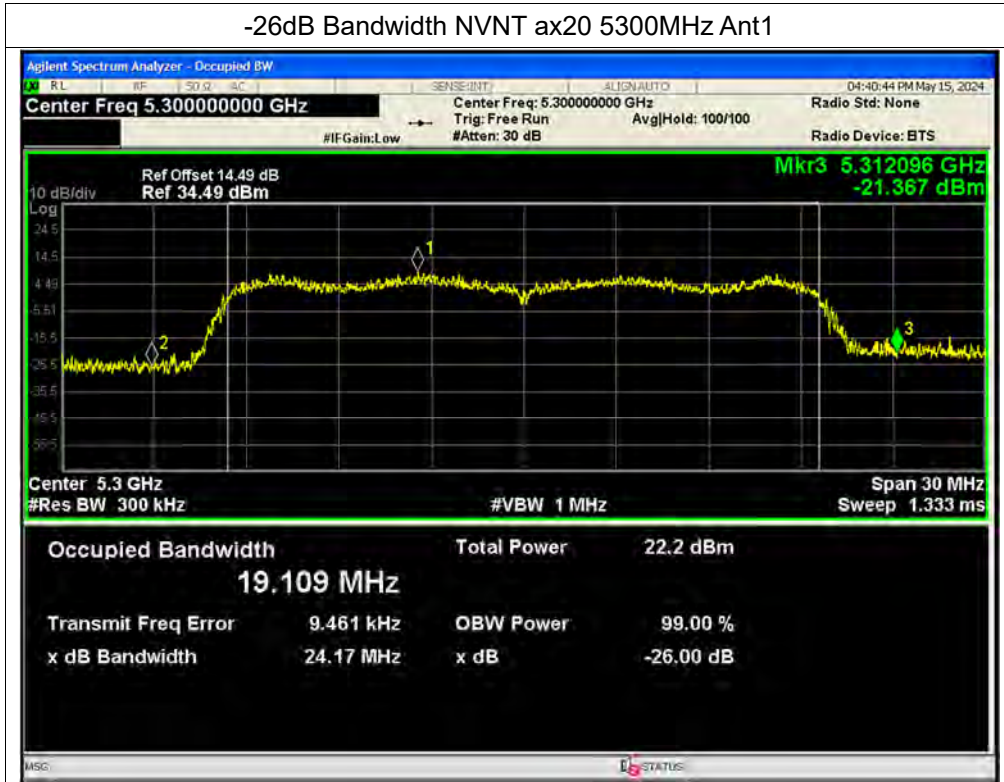


-26dB Bandwidth NVNT ax20 5260MHz Ant1

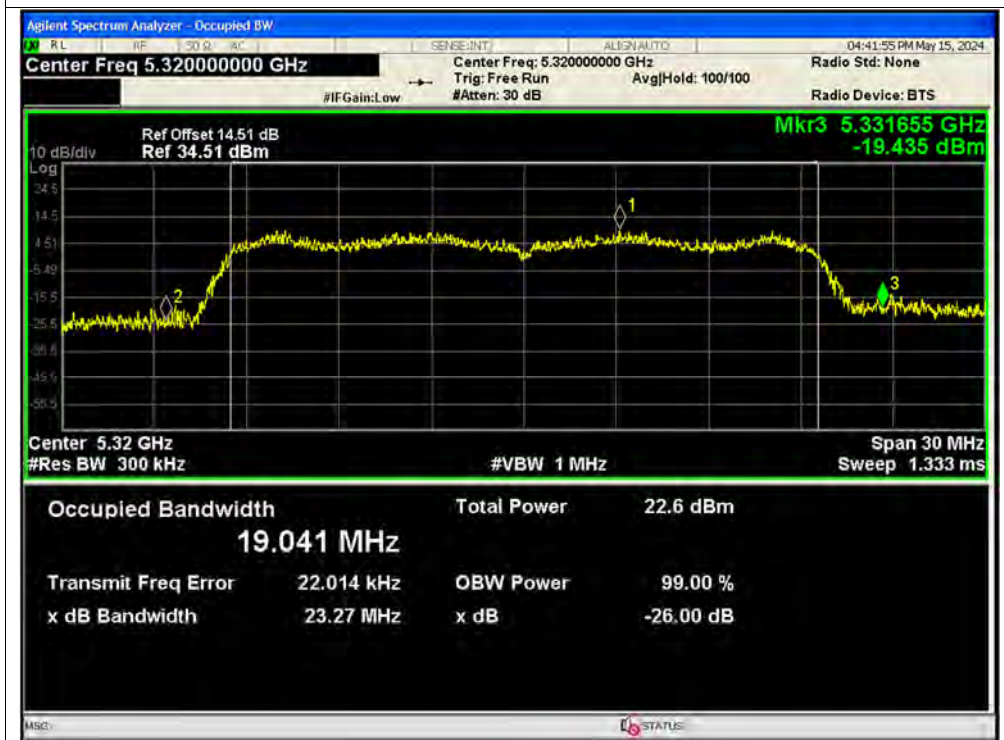




-26dB Bandwidth NVNT ax20 5300MHz Ant1

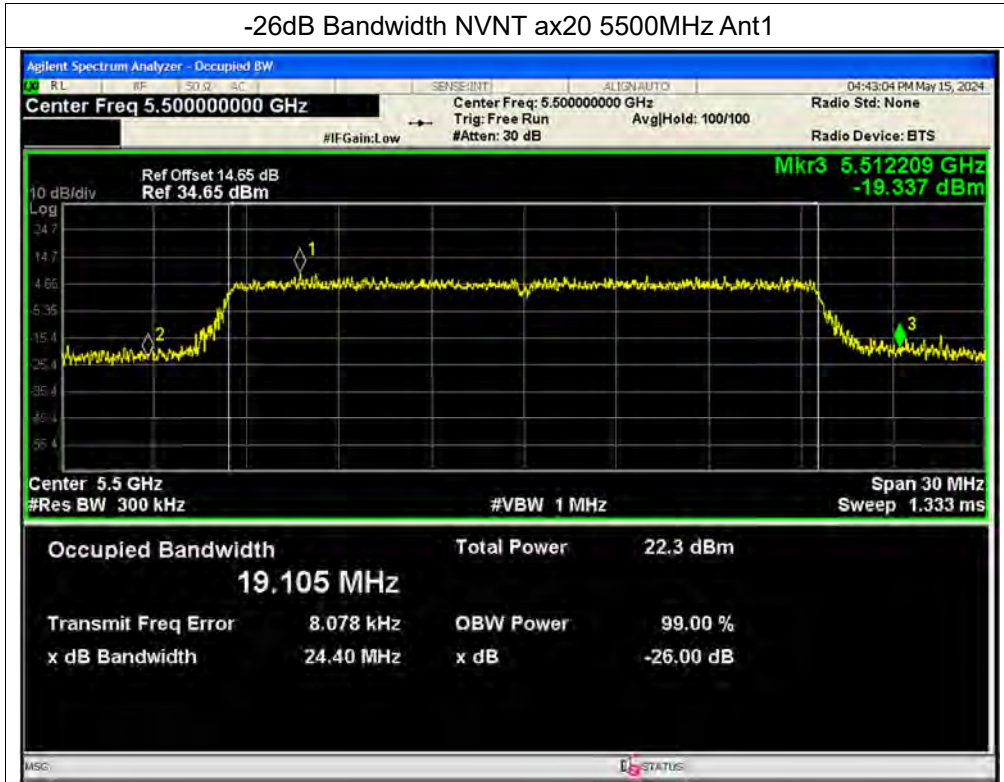


-26dB Bandwidth NVNT ax20 5320MHz Ant1

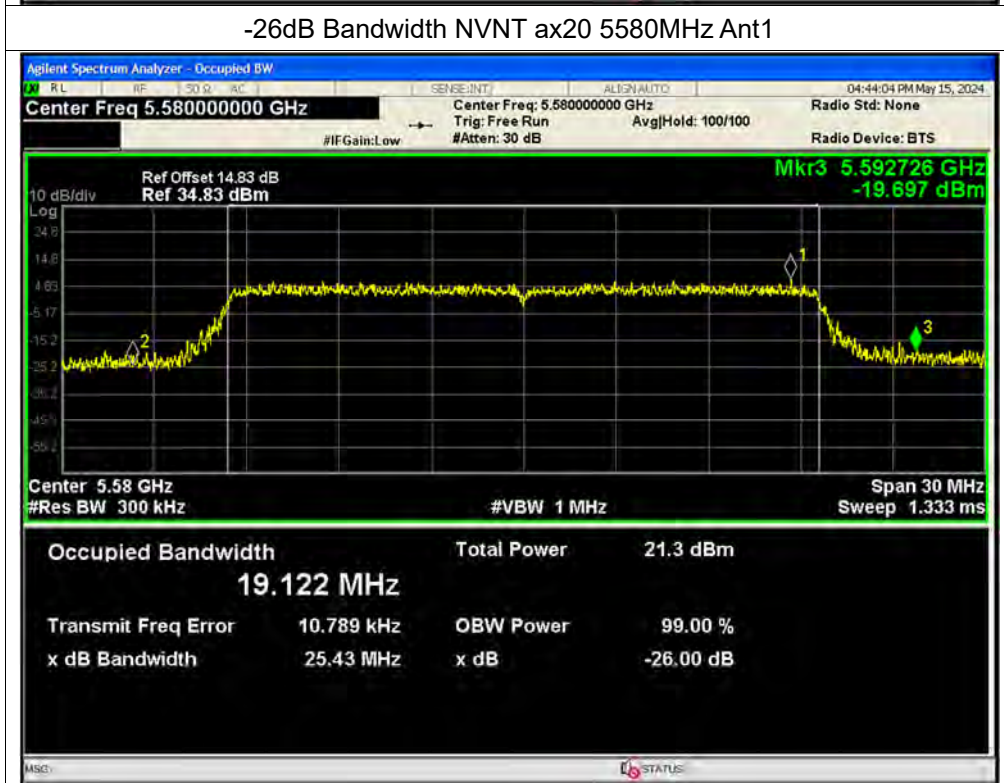




-26dB Bandwidth NVNT ax20 5500MHz Ant1

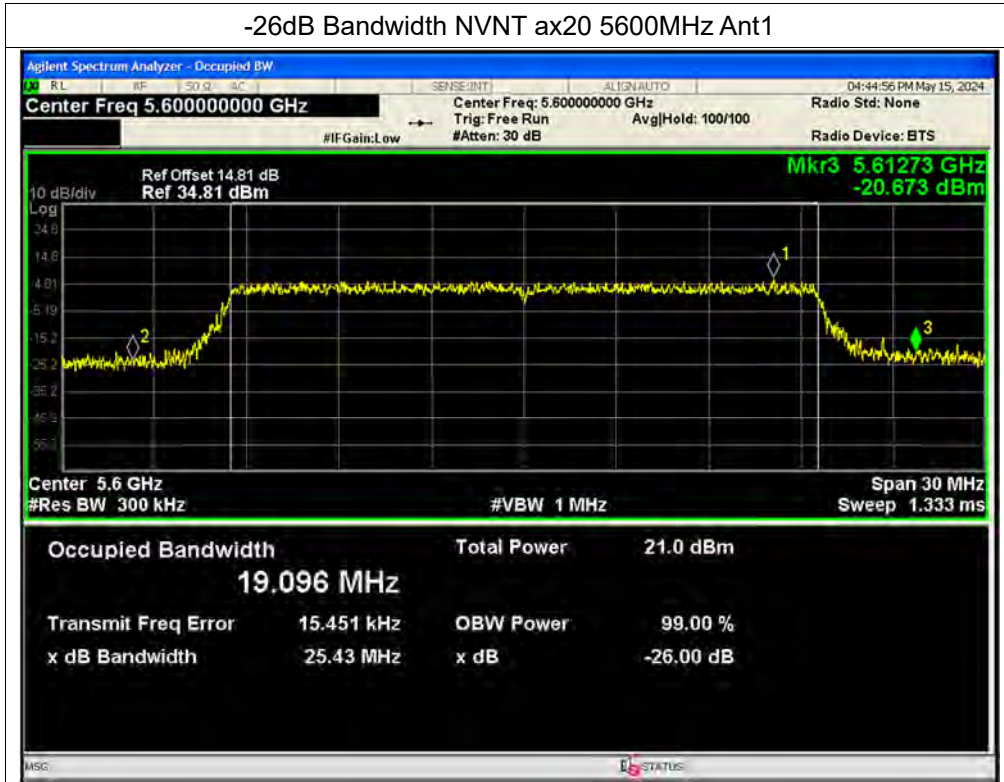


-26dB Bandwidth NVNT ax20 5580MHz Ant1

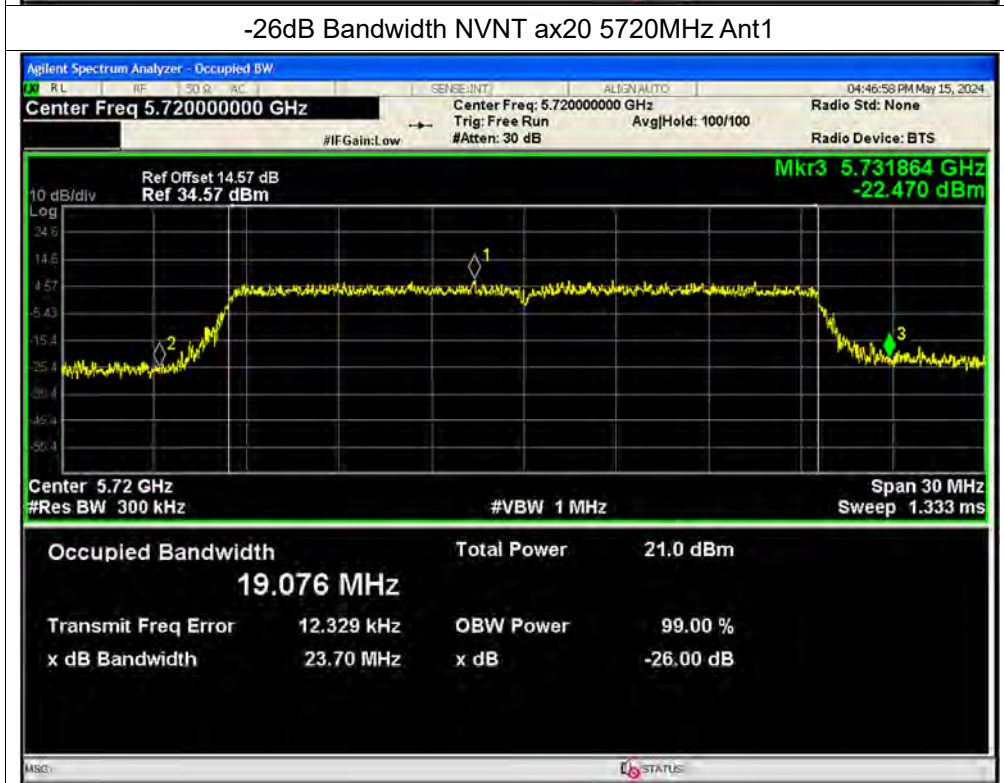




-26dB Bandwidth NVNT ax20 5600MHz Ant1

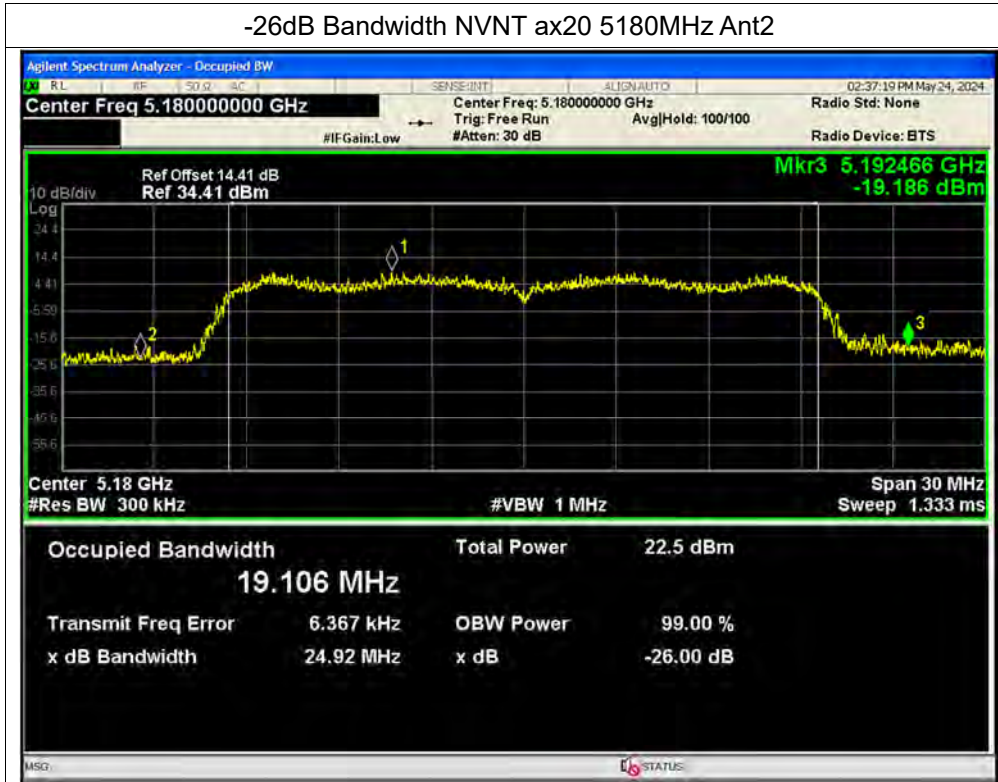


-26dB Bandwidth NVNT ax20 5720MHz Ant1

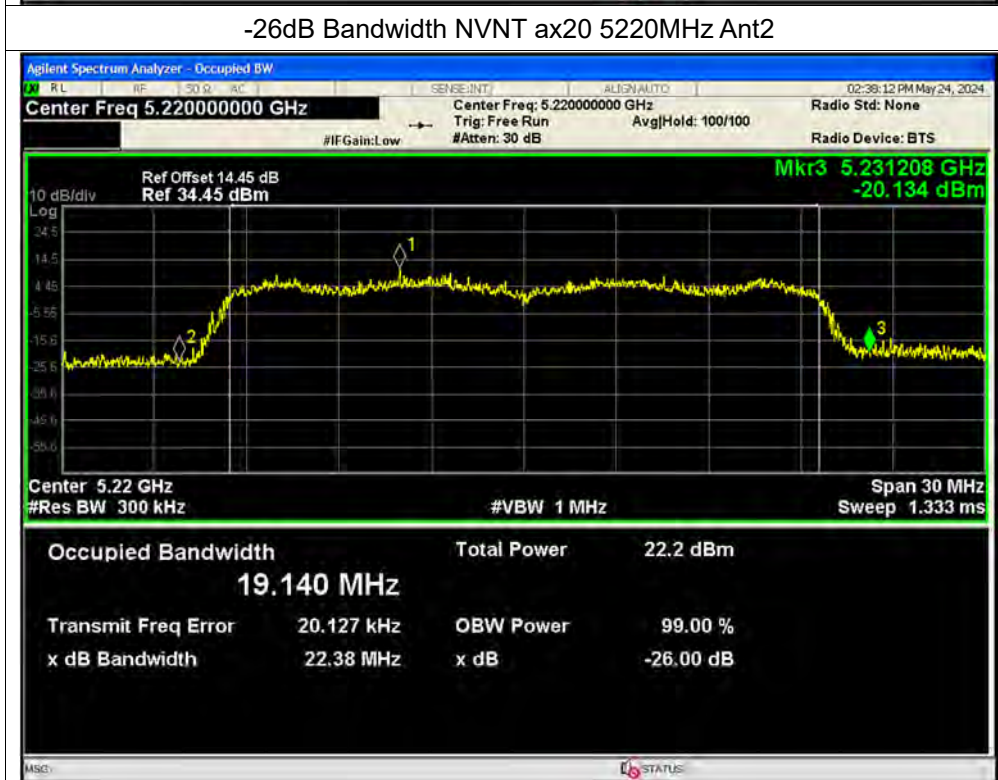




-26dB Bandwidth NVNT ax20 5180MHz Ant2

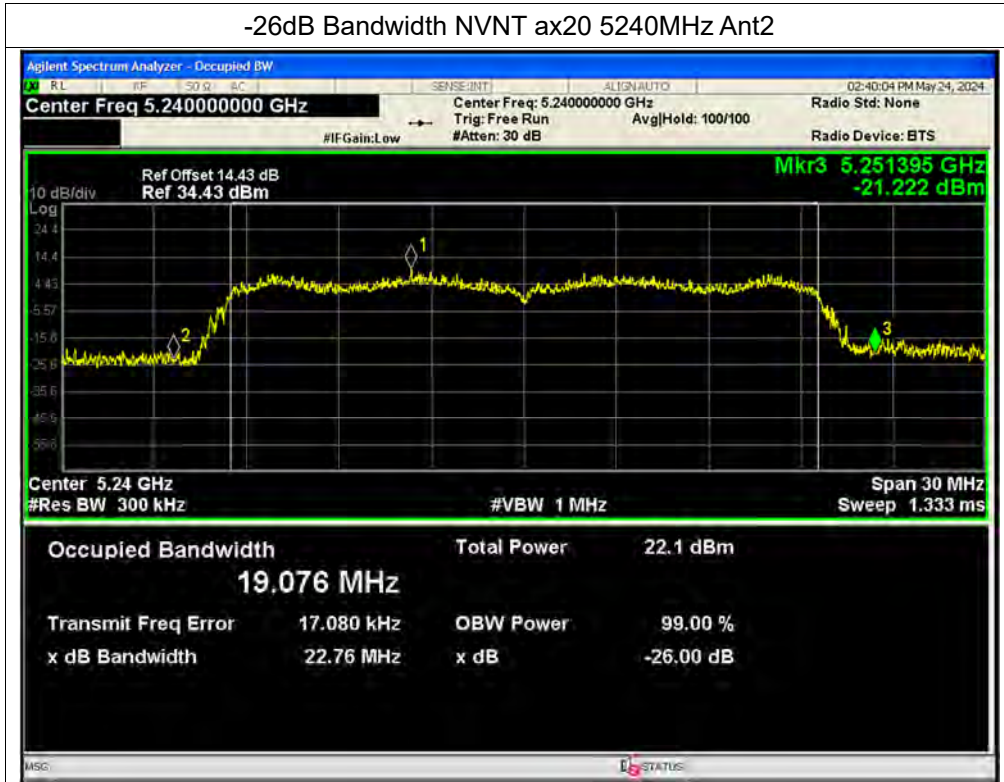


-26dB Bandwidth NVNT ax20 5220MHz Ant2

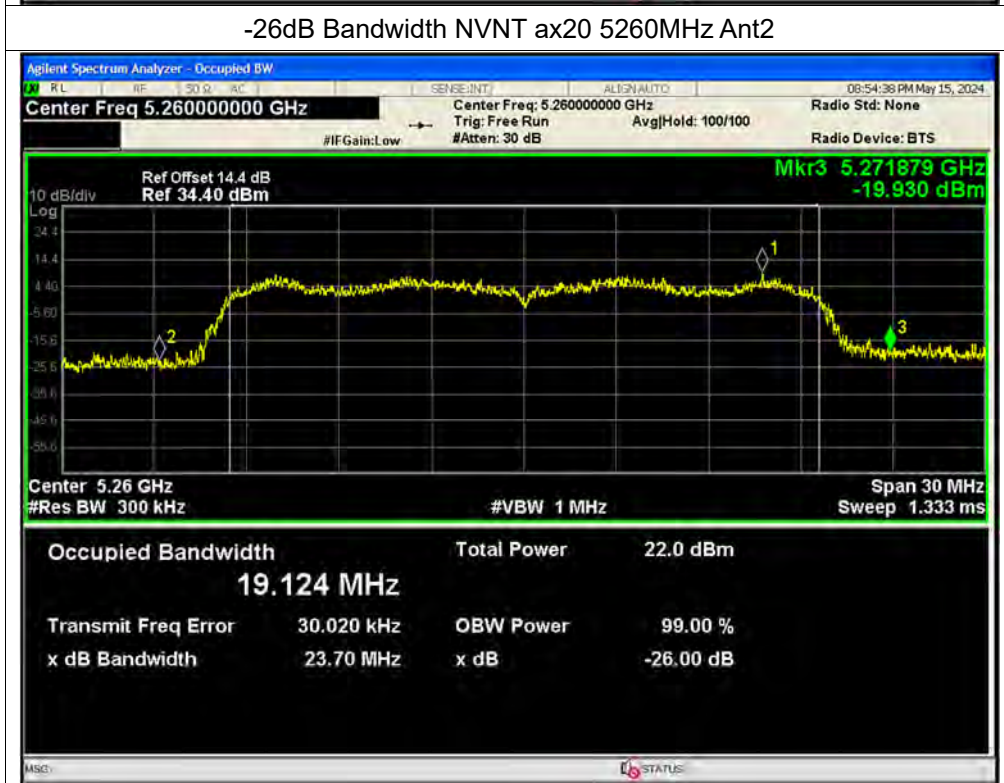




-26dB Bandwidth NVNT ax20 5240MHz Ant2

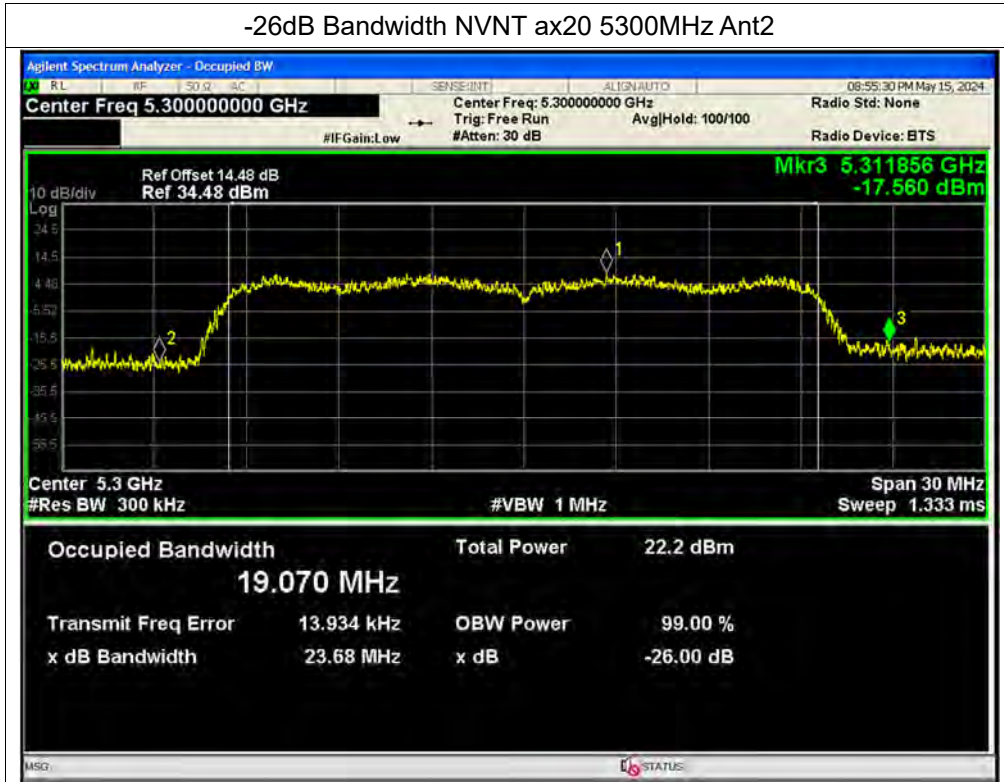


-26dB Bandwidth NVNT ax20 5260MHz Ant2





-26dB Bandwidth NVNT ax20 5300MHz Ant2

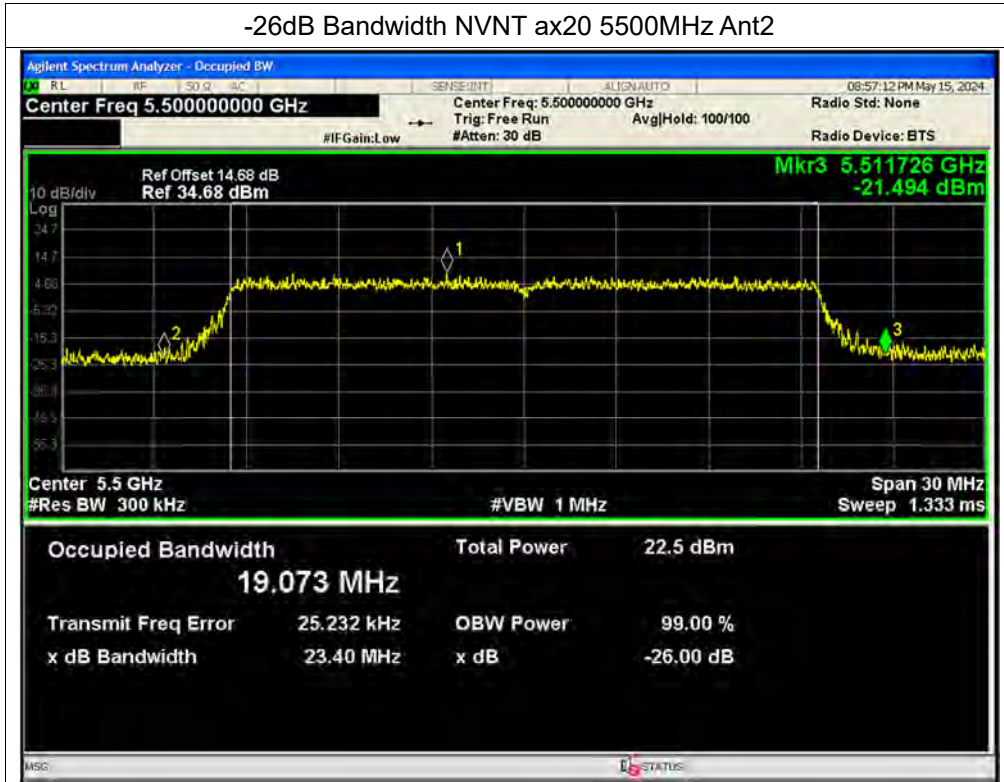


-26dB Bandwidth NVNT ax20 5320MHz Ant2

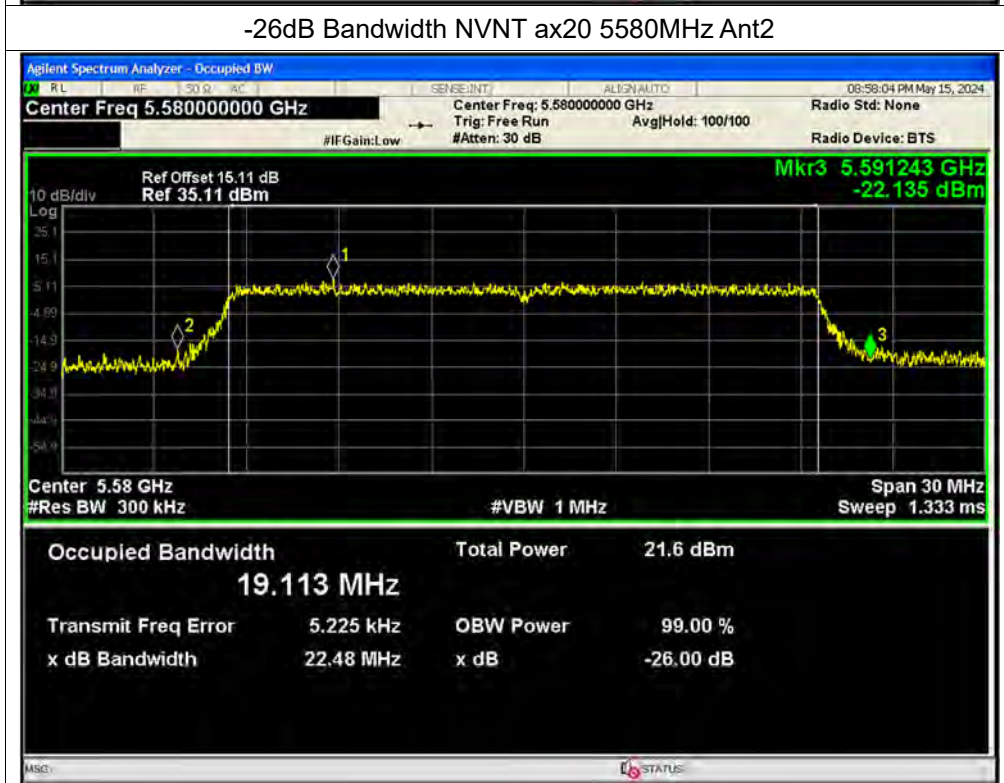




-26dB Bandwidth NVNT ax20 5500MHz Ant2

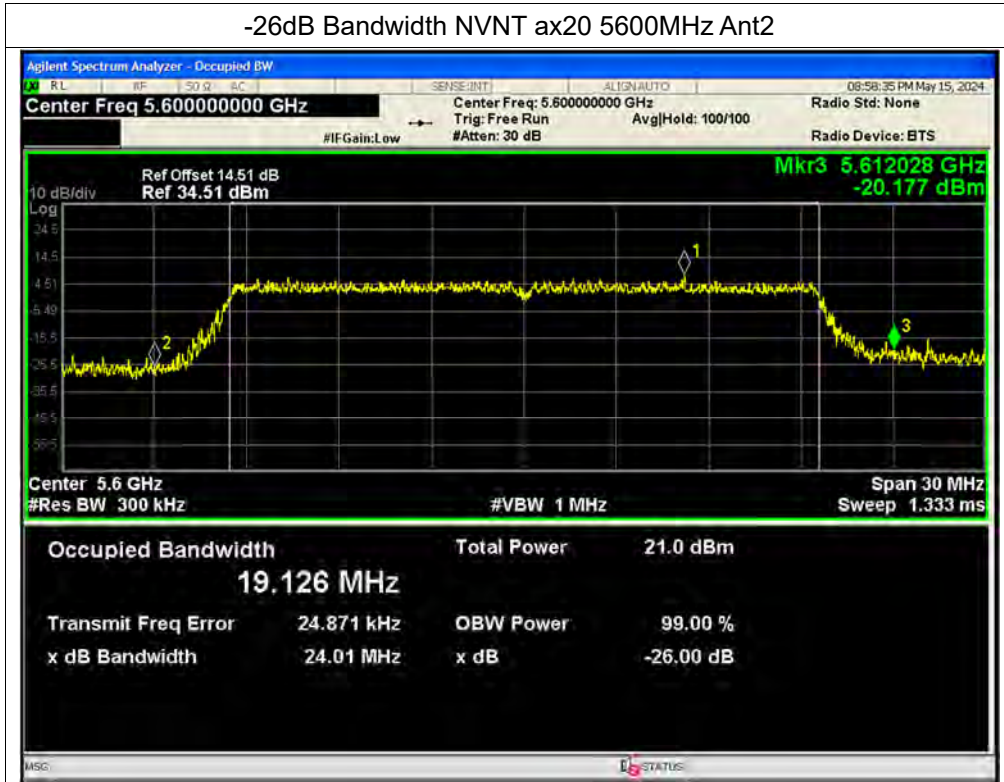


-26dB Bandwidth NVNT ax20 5580MHz Ant2

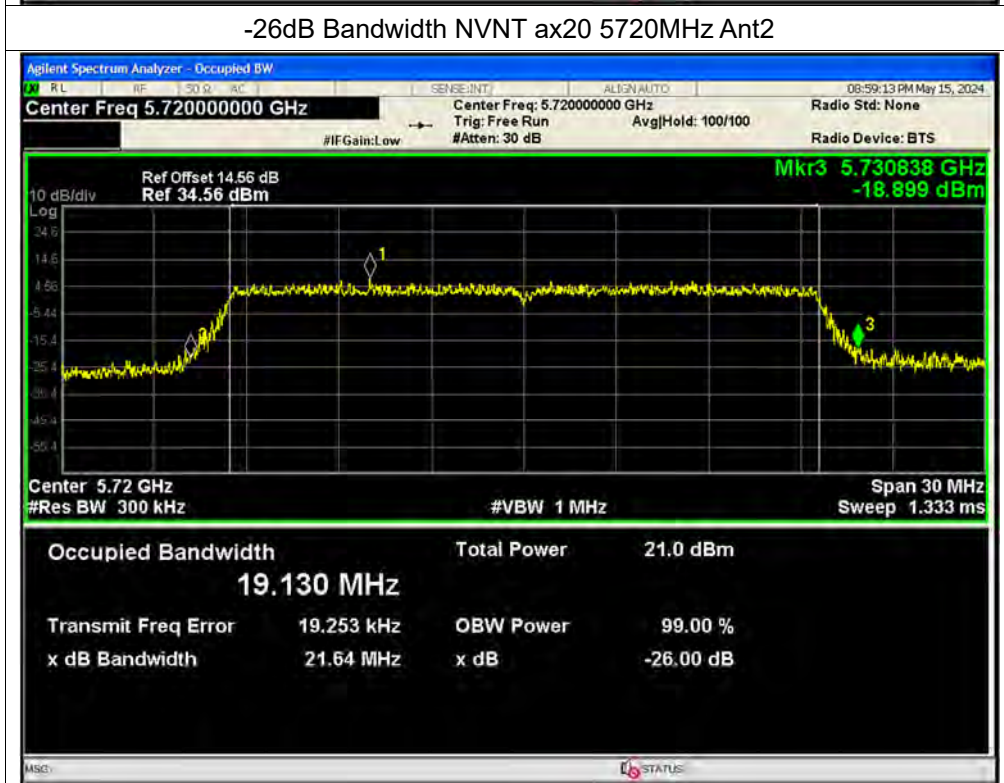




-26dB Bandwidth NVNT ax20 5600MHz Ant2

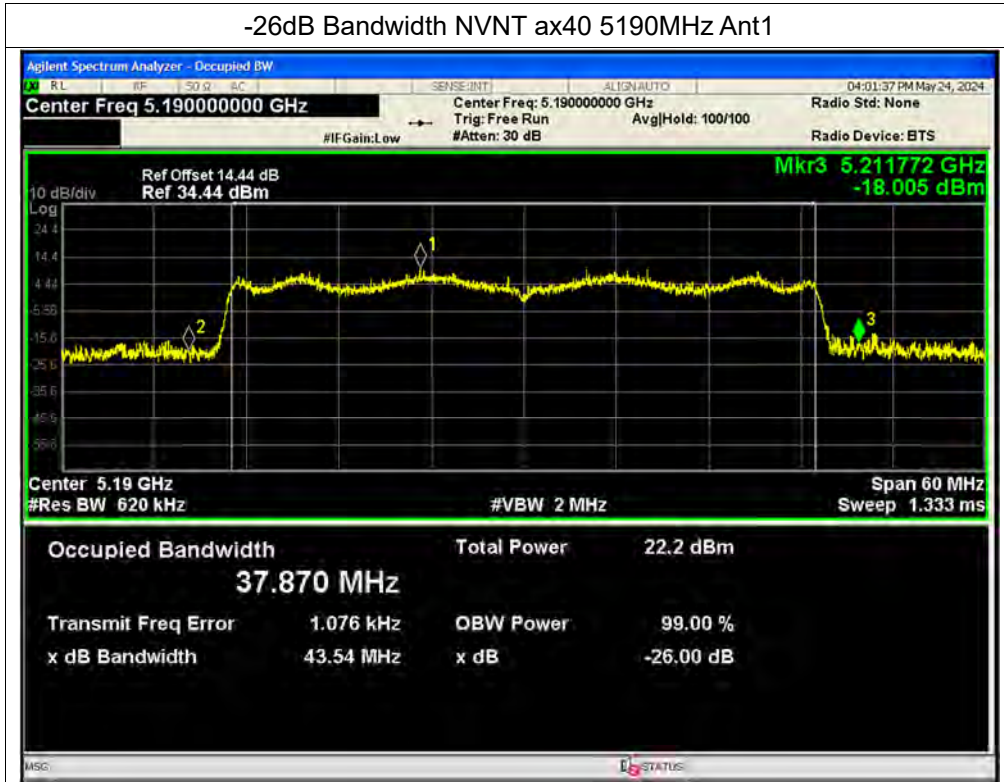


-26dB Bandwidth NVNT ax20 5720MHz Ant2

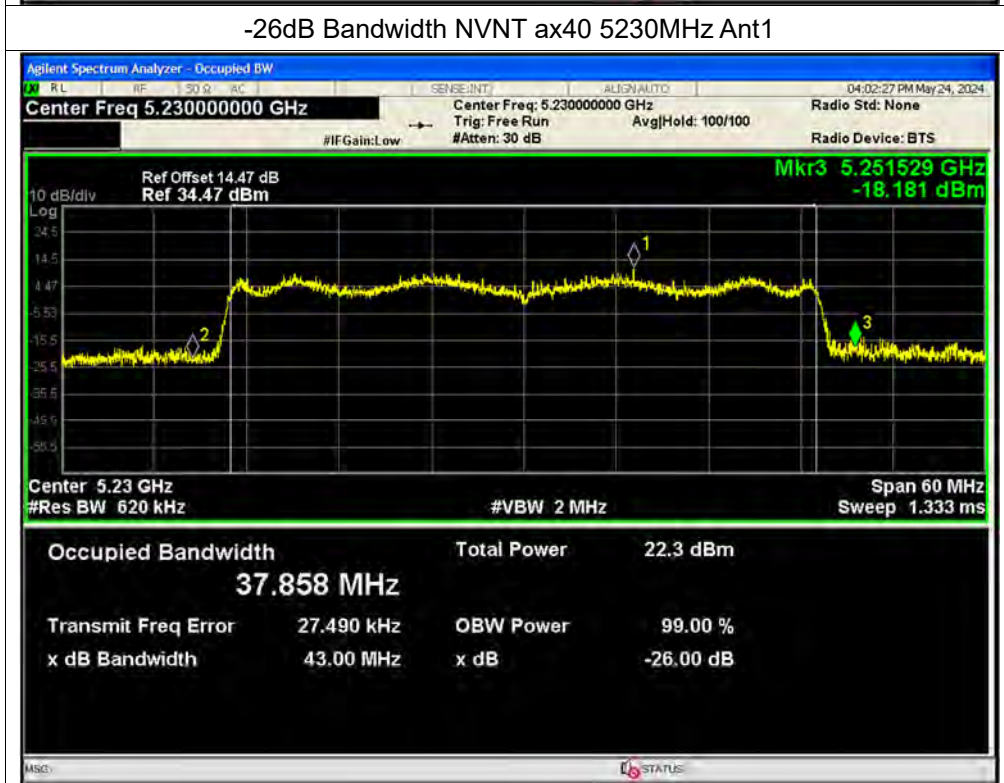




-26dB Bandwidth NVNT ax40 5190MHz Ant1

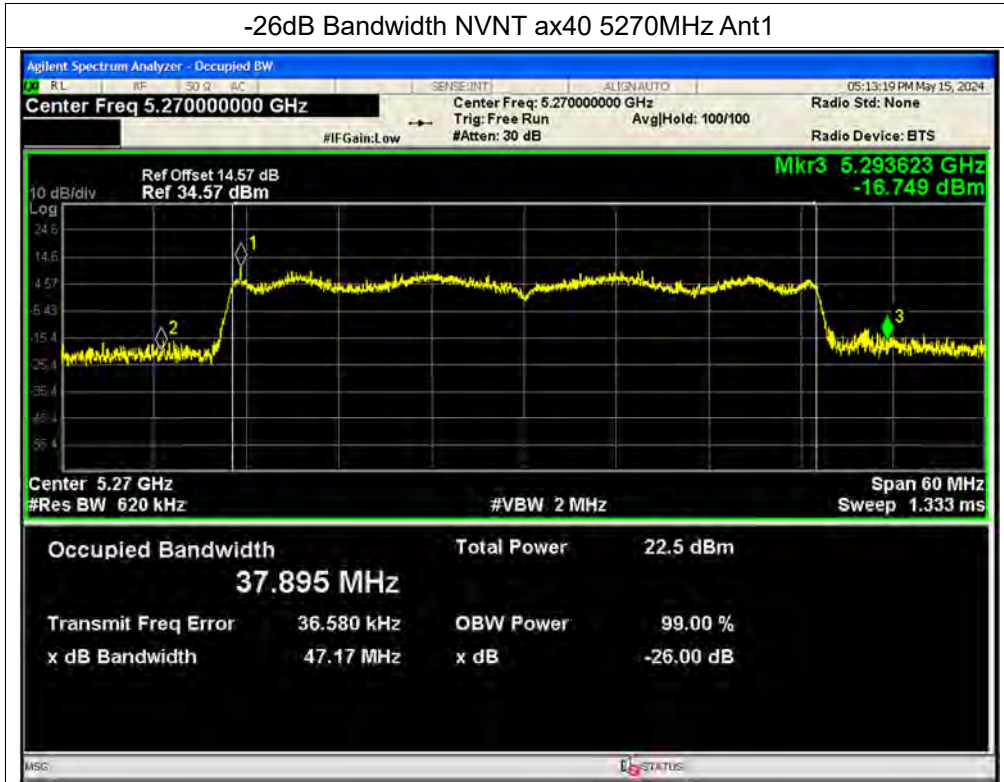


-26dB Bandwidth NVNT ax40 5230MHz Ant1

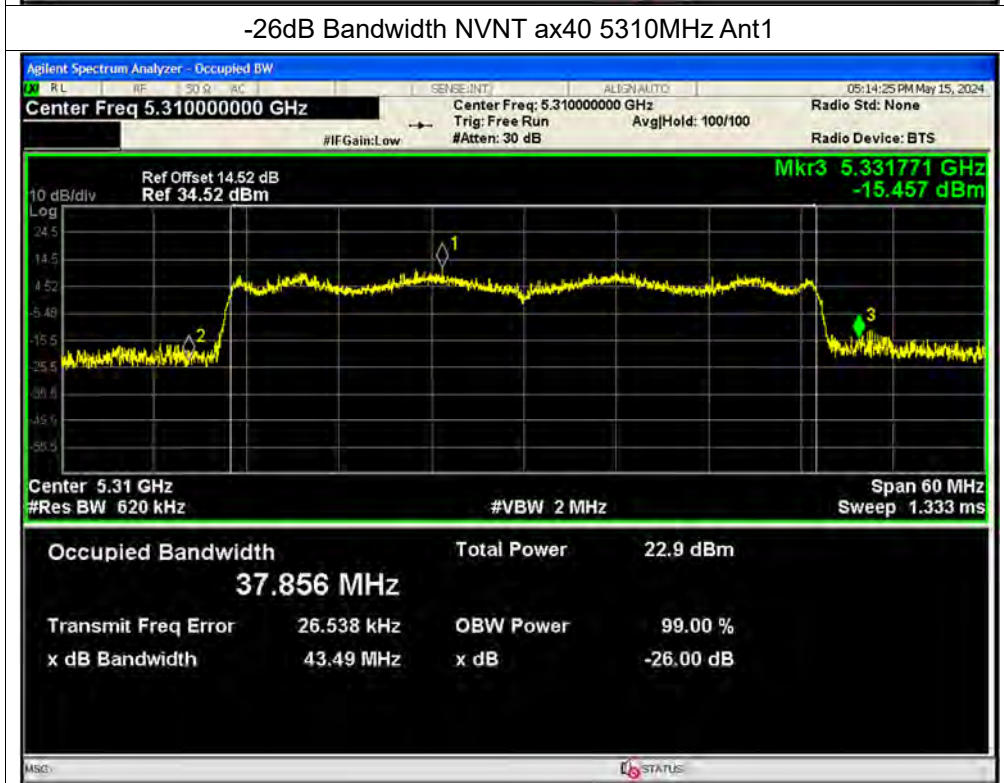




-26dB Bandwidth NVNT ax40 5270MHz Ant1

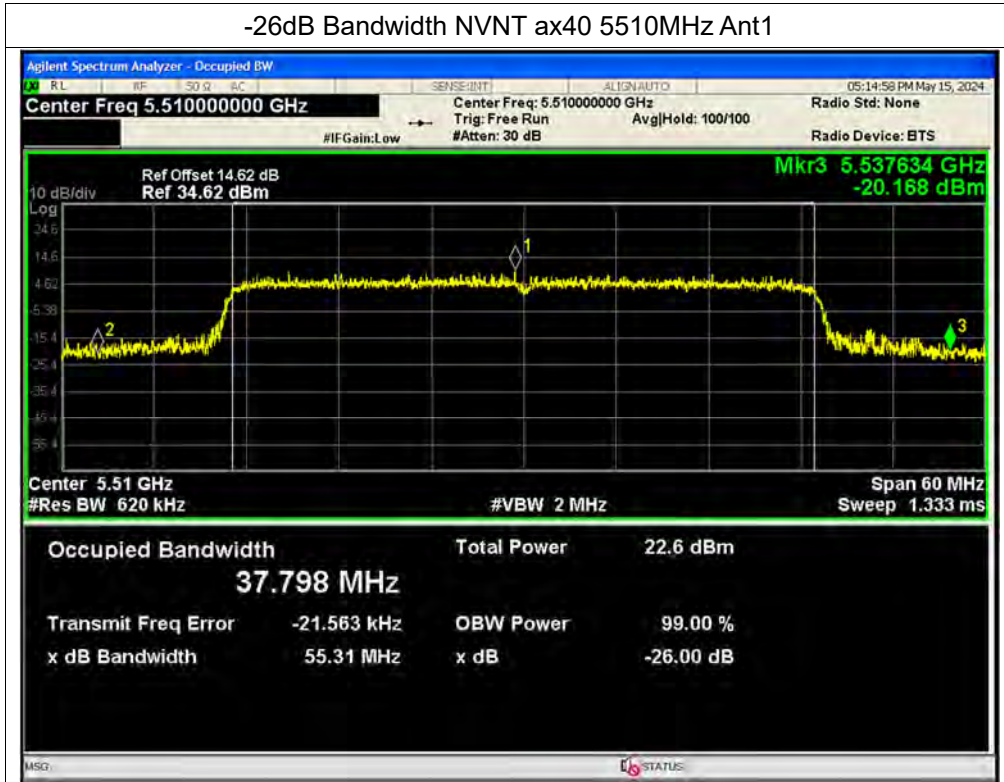


-26dB Bandwidth NVNT ax40 5310MHz Ant1

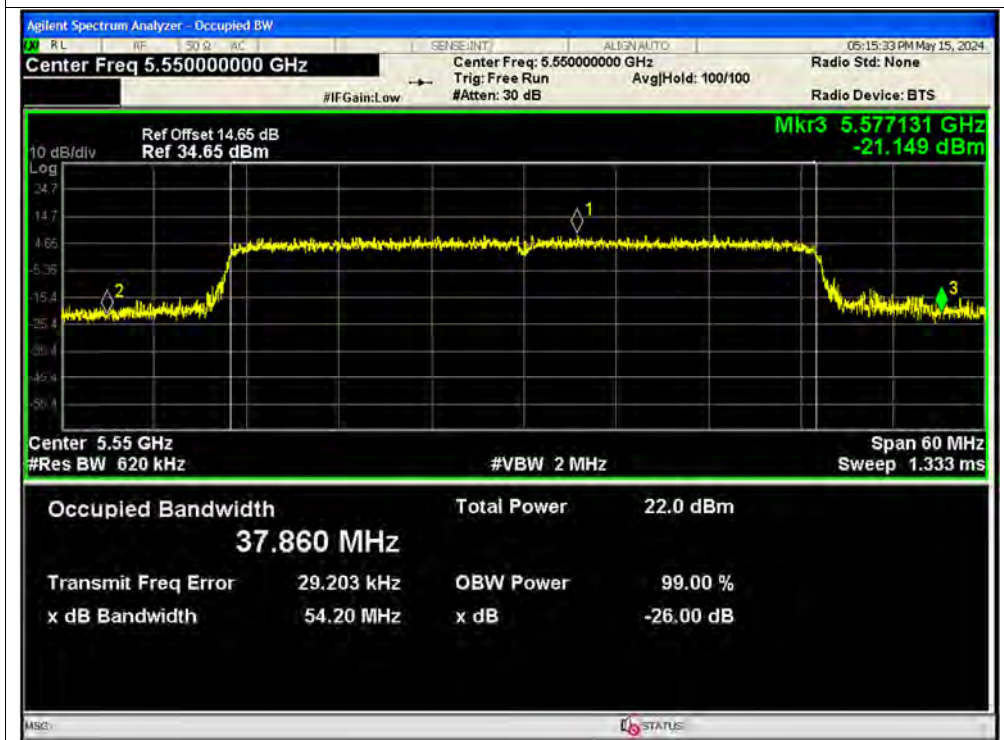




-26dB Bandwidth NVNT ax40 5510MHz Ant1

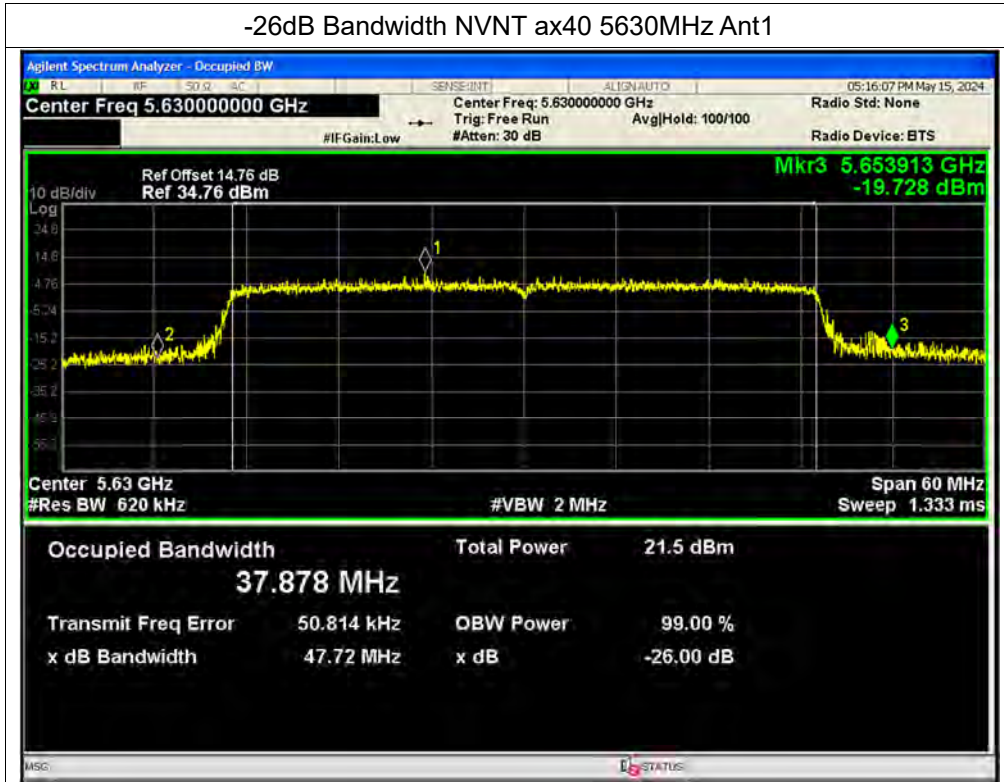


-26dB Bandwidth NVNT ax40 5550MHz Ant1

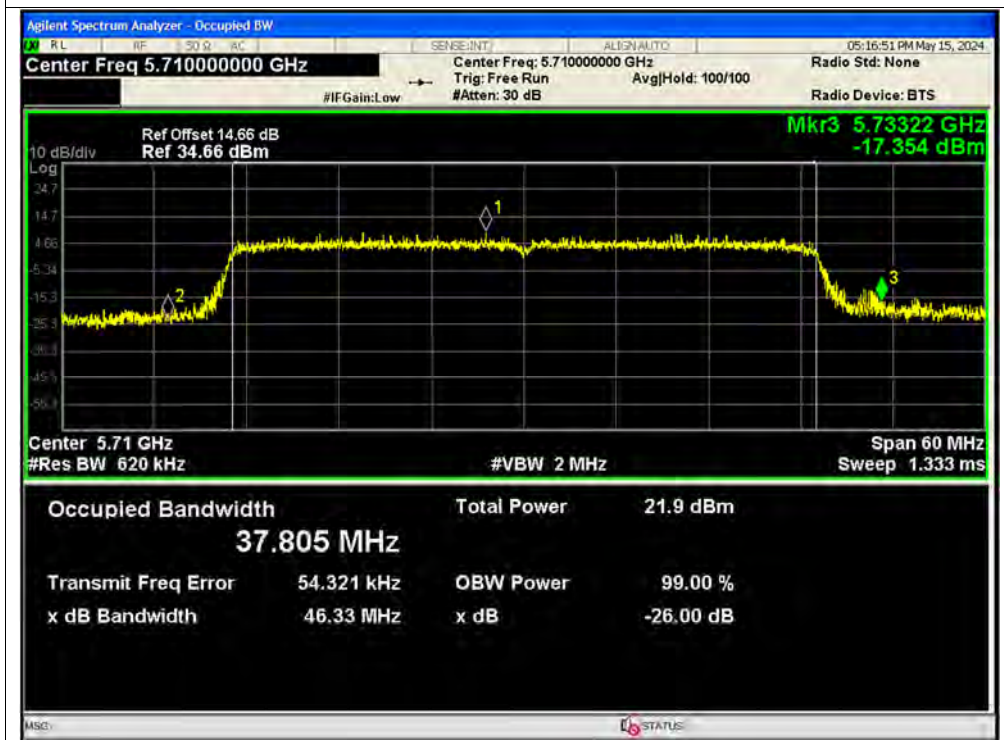




-26dB Bandwidth NVNT ax40 5630MHz Ant1

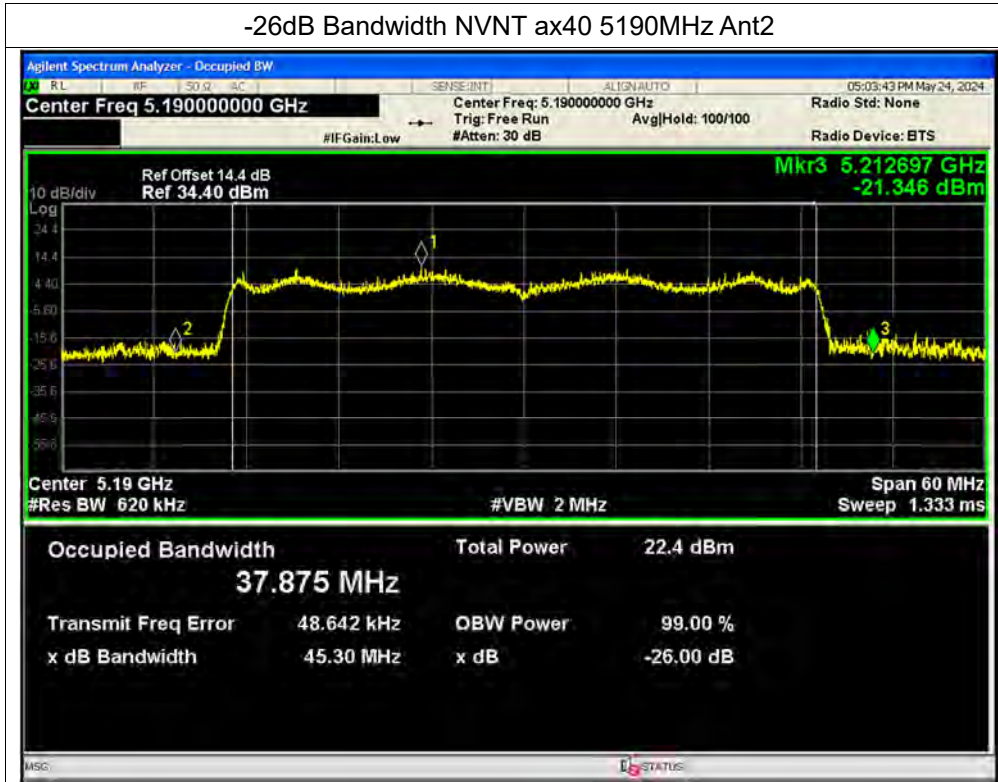


-26dB Bandwidth NVNT ax40 5710MHz Ant1

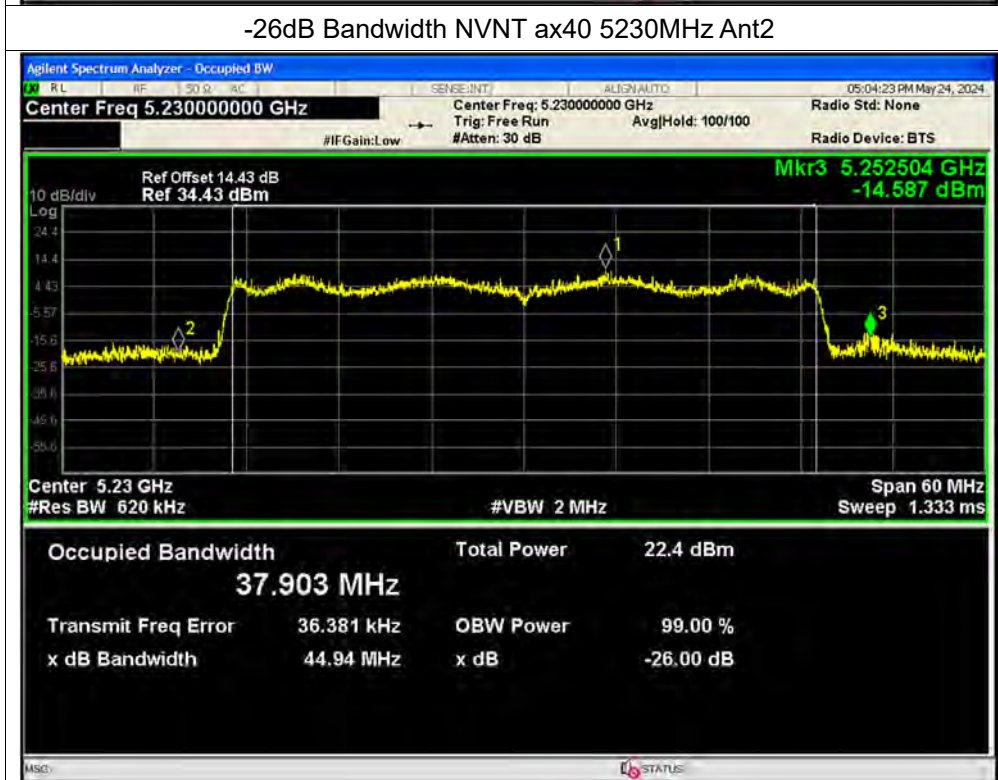




-26dB Bandwidth NVNT ax40 5190MHz Ant2

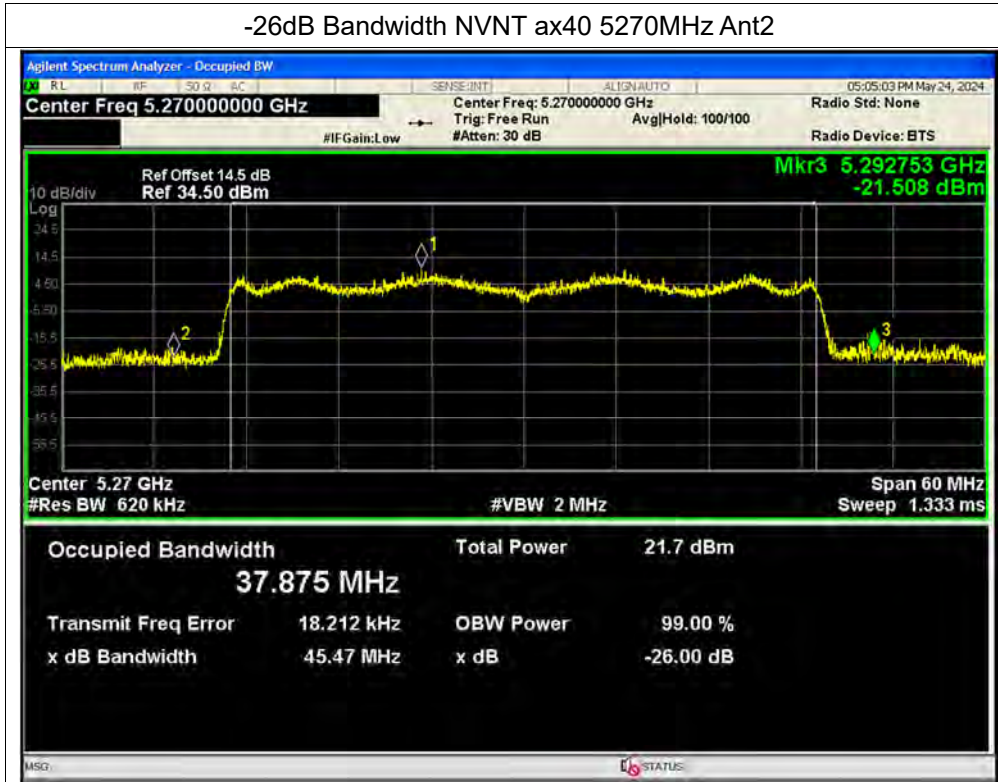


-26dB Bandwidth NVNT ax40 5230MHz Ant2

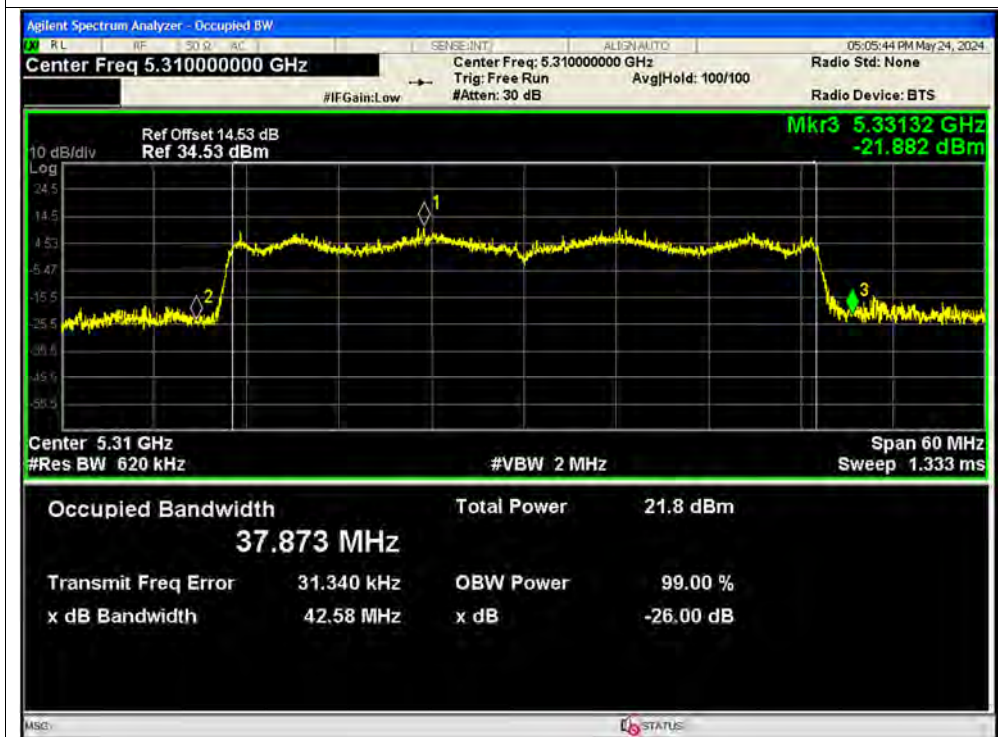




-26dB Bandwidth NVNT ax40 5270MHz Ant2

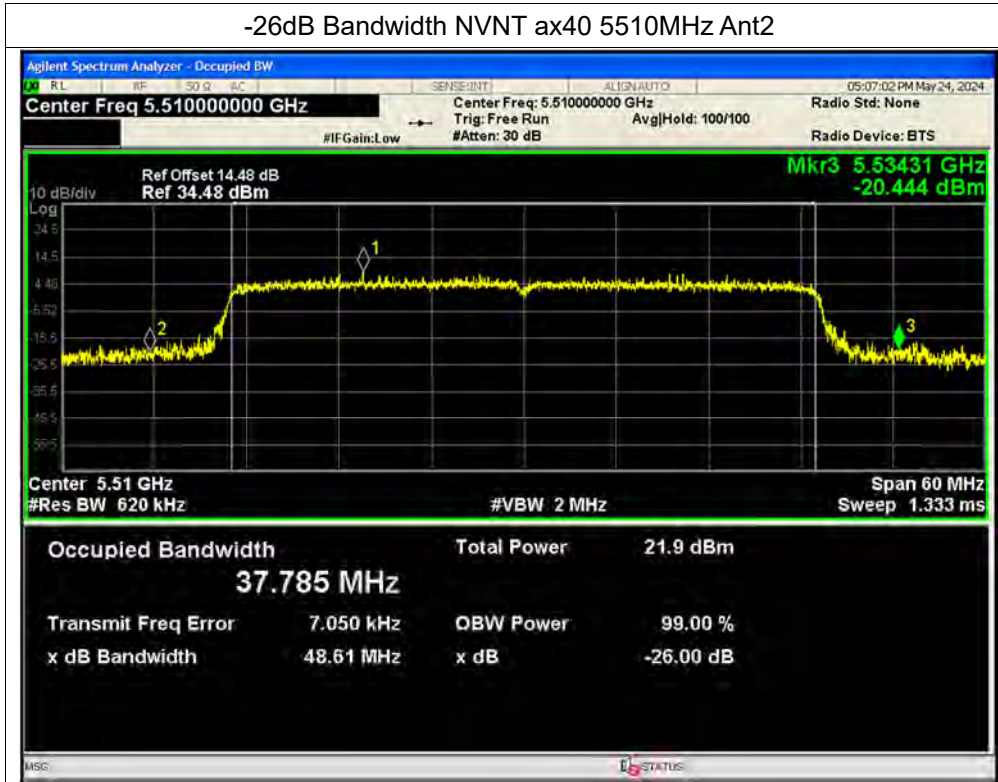


-26dB Bandwidth NVNT ax40 5310MHz Ant2

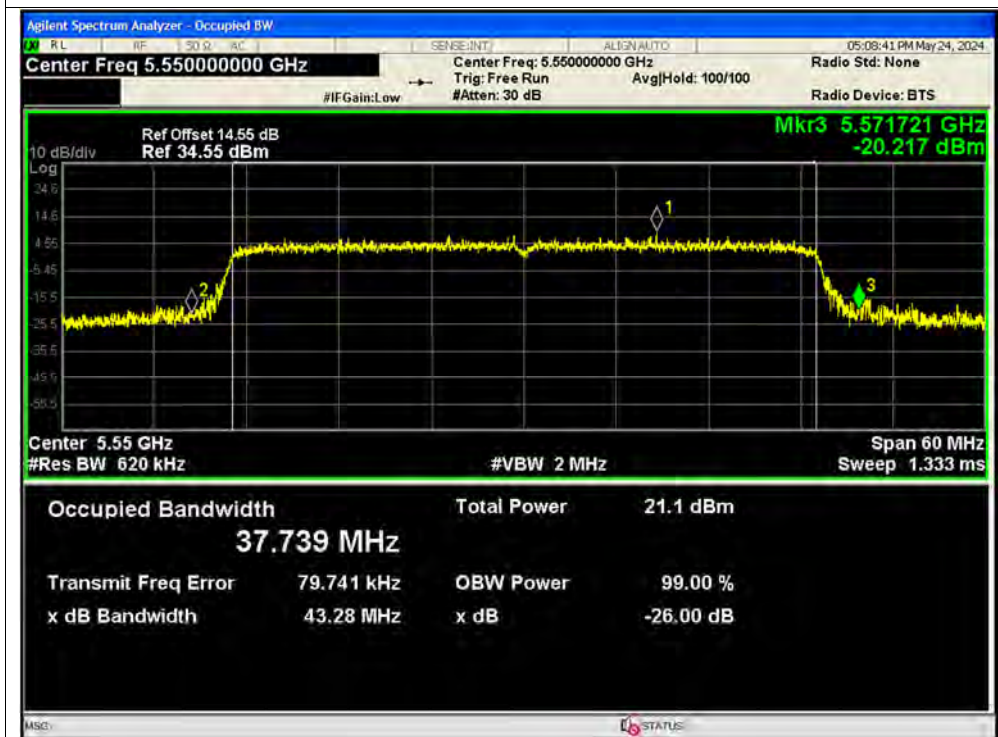




-26dB Bandwidth NVNT ax40 5510MHz Ant2

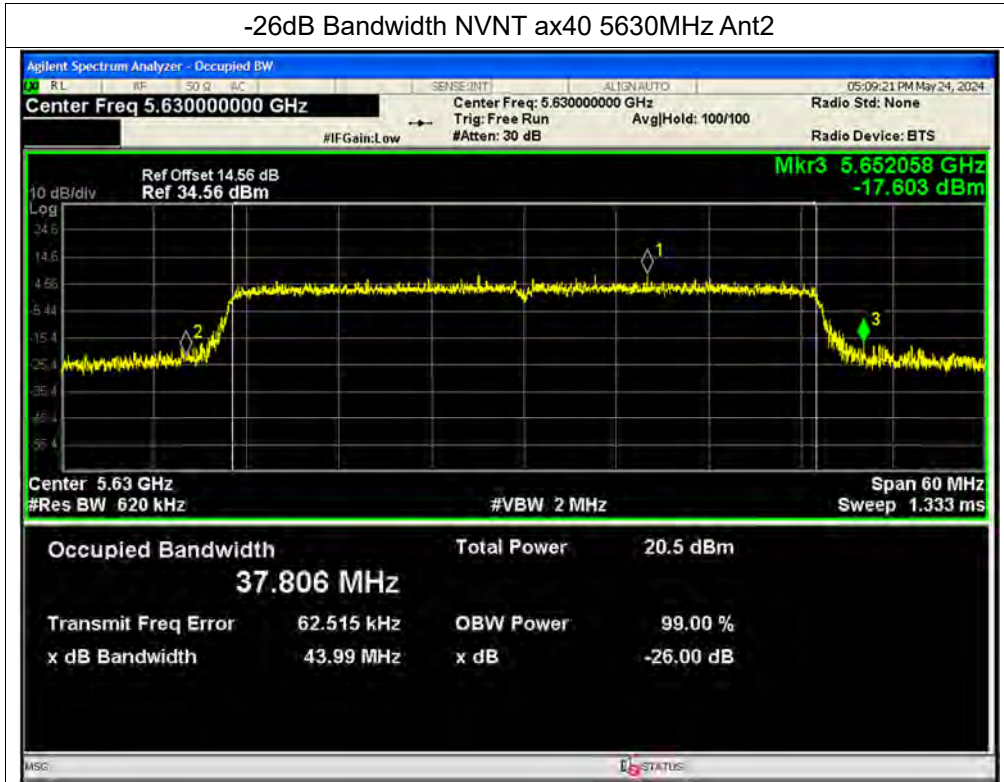


-26dB Bandwidth NVNT ax40 5550MHz Ant2

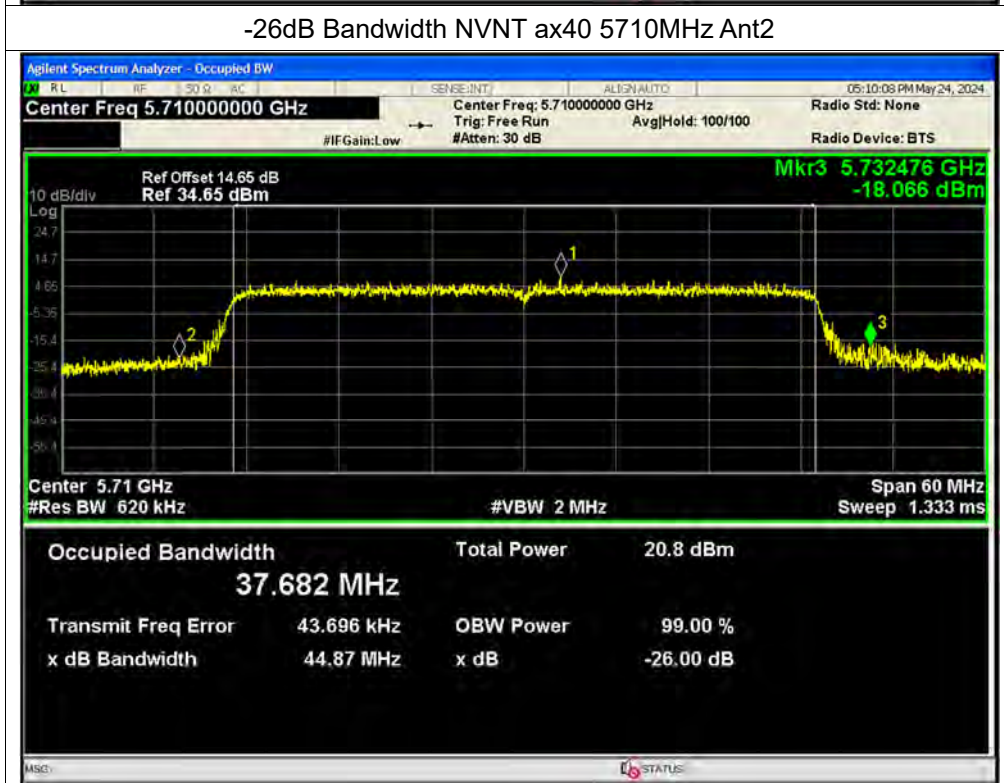




-26dB Bandwidth NVNT ax40 5630MHz Ant2

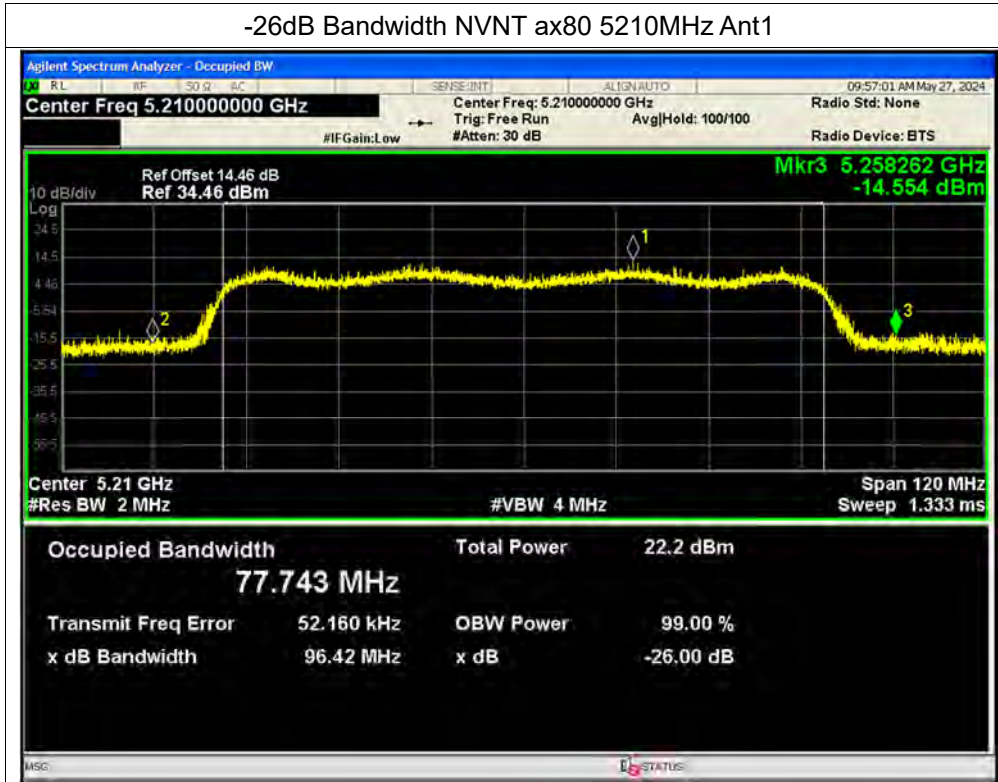


-26dB Bandwidth NVNT ax40 5710MHz Ant2





-26dB Bandwidth NVNT ax80 5210MHz Ant1



-26dB Bandwidth NVNT ax80 5290MHz Ant1

