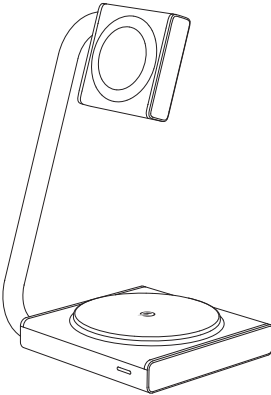
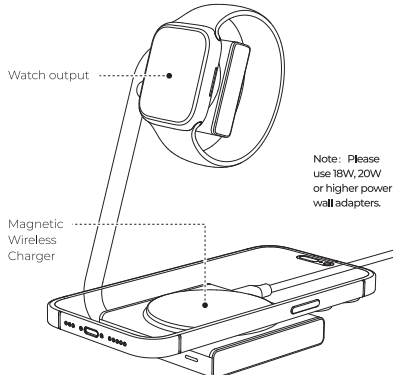




3.1101.618755.0000000

原材料 机乐堂 (亚马逊) JR-WQN05 二合一可折叠无线充 说明书 V1.0

尺寸: 60x80mm

材质: 128g铜版纸+正反单色印刷+风琴折

<p>JOYROOM</p>  <p>User Manual JR-WQN05 2-in-1 Foldable Wireless Charger</p>	<p>Product Parameter</p> <table border="1"> <tr> <td>Model</td> <td>JR-WQN05</td> </tr> <tr> <td>Name</td> <td>2-in-1 Foldable Wireless Charger</td> </tr> <tr> <td>Input</td> <td>5V ≡ 3A 9V ≡ 3A 12V ≡ 2A</td> </tr> <tr> <td>Phone output</td> <td>5W /7.5W /10W /15W</td> </tr> <tr> <td>Watch output</td> <td>2.5W</td> </tr> <tr> <td>Size</td> <td>69.4 * 70 * 121.6 mm</td> </tr> <tr> <td>Net Weight</td> <td>122 g</td> </tr> </table> <p>Packing list Wireless Charger *1, Charging Cable*1, User Manual *1</p> <p>Product introduction This product is a 2-in-1 wireless charger that supports two devices charging simultaneously. Foldable metal rod, perfect to use at home or outdoors. The product is also designed with multiple protections for safer charging, including over-current protection, over-voltage protection, short-circuit protection, over-temperature protection, anti-interference protection, and more.</p>	Model	JR-WQN05	Name	2-in-1 Foldable Wireless Charger	Input	5V ≡ 3A 9V ≡ 3A 12V ≡ 2A	Phone output	5W /7.5W /10W /15W	Watch output	2.5W	Size	69.4 * 70 * 121.6 mm	Net Weight	122 g	<p>Function diagram</p>  <p>Note: Please use 18W, 20W or higher power wall adapters.</p> <p>Precautions</p> <ol style="list-style-type: none"> 1. Please keep it away from children. 2. Improper use may damage the product or endanger personal and property safety. 3. Non-professionals are strictly prohibited to disassemble this product.
Model	JR-WQN05															
Name	2-in-1 Foldable Wireless Charger															
Input	5V ≡ 3A 9V ≡ 3A 12V ≡ 2A															
Phone output	5W /7.5W /10W /15W															
Watch output	2.5W															
Size	69.4 * 70 * 121.6 mm															
Net Weight	122 g															

 <p>For FAQs and more information, please scan</p> <p>Lifetime Warranty Code 250493</p> <p>support@joyroom.com</p>	<ol style="list-style-type: none"> 4. Electrical appliances or loads that exceed the output current of this product are prohibited (automatic protection will be activated and no output will be given). 5. Avoid fierce physical actions, including knocking, throwing, trampling, squeezing, etc. 6. Do not charge high-power devices to prevent device damage caused by excessive power. 7. Do not use it in wet environment or thunderstorm weather. 8. Do not clean the device with strong chemicals, cleaning agents, etc. 9. Do not drop or throw it violently and please keep it from collision considering this product is an electronic product. <p>Tips: Improper use may damage the product or endanger personal and property safety.</p> <p>We hope you never have the need, but if you do, our service is friendly and hassle-free.</p> <ol style="list-style-type: none"> 1. Activate the lifetime warranty for you! 2. If you need help, our solutions will hyper drive to you within 12 hours. <p>QC PASSED</p>  <p>3.1101.618755.0000000</p>	<p>FCC Warning Statement</p> <p>Changes or modifications not expressly approved by the party responsible for compliance could void the user's authority to operate the equipment. This equipment has been tested and found to comply with the limits for a Class B digital device, pursuant to Part 15 of the FCC Rules. These limits are designed to provide reasonable protection against harmful interference in a residential installation. This equipment generates uses and can radiate radio frequency energy and, if not installed and used in accordance with the instructions, may cause harmful interference to radio communications.</p> <p>However, there is no guarantee that interference will not occur in a particular installation. If this equipment does cause harmful interference to radio or television reception, which can be determined by turning the equipment off and on, the user is encouraged to try to correct the interference by one or more of the following measures:</p> <ul style="list-style-type: none"> -- Reorient or relocate the receiving antenna. -- Increase the separation between the equipment and receiver. -- Connect the equipment into an outlet on a circuit different from that to which the receiver is connected. -- Consult the dealer or an experienced radio/TV technician for help. <p>This device complies with part 15 of the FCC Rules. Operation is subject to the following two conditions: (1) This device may not cause harmful interference, and (2) this device must accept any interference received, including interference that may cause undesired operation.</p> <p>This equipment complies with FCC radiation exposure limits set forth for an uncontrolled environment. This equipment should be installed and operated with minimum distance 20cm between the radiator & your body.</p>
--	--	--