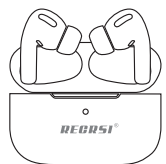


尺寸: 70x55mm 材质: 80g书纸 (风琴折) 单黑印刷

55 mm

RECRSI®



Model:LP30 pro

User manual

Packing list



Earbuds

Charging Case



Manual



USB Cable



Silicone cap

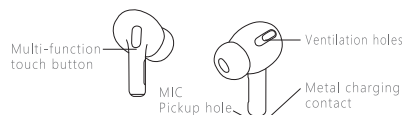
Reminder

- (1) Please do not disassemble and replace any components of earbuds.
- (2) Don't put the earbuds into the water or any others liquid, the earbuds are not waterproof.
- (3) If any liquid enters the product by accidentally, please disconnect immediately.
- (4) Please make sure that there is no water on your hands when disassemble the product to avoid electric shock.
- (5) Do not put the product near by the heat source or expose it to the fire source directly.
- (6) Do not put the product in the environment with strong electromagnetic force, otherwise it will cause product malfunction.

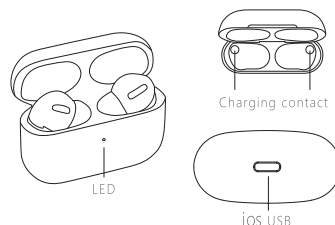
1

Product Overview

Earbuds Part



Charger Case Part



2

封面

LED light guide

Earbuds	Put the earbuds in the charging box and the earbuds charged automatically	Pairing status: Flashing white Charging status: Steady white Charging completed: light off Low battery: White light flashes every 2 minutes
Charging case	To charge the case use iPhone cable and 5v adapter	Charging: Red light flashing Charging completed: Red light steady Charging box to charge the earbuds: Green light steady (light off after charging completed)

Product operation instructions

- Turn on
Method 1: Take out earbuds from the charging box and turn on automatically
Method 2: Long press the touch key for 2 seconds to turn on earbuds
- Turn off
Method 1: Put the earbuds back into the charging case and turn it off automatically
Method 2: Press and hold 6 seconds on the touch key to turn off
- Pairing
Take out earbuds from charging box, the earbuds will automatically enter the BT pairing mode, select the name of earbuds on your device's BT list to connect



3

Operation of the touch key

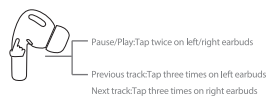
Volume

■ Left/Right earbuds operation



Music play mode

■ Left/Right earbuds operation



4

Earbuds specification

Transmission distance: > 5M
Battery capacity: 30mAh
Playing time: about 5 hours (earbuds)
Charging time: about 1-2 hours (earbuds)
Rated input: 5V=30mA

Charging case specification

Battery capacity: 300mAh
Charging time: about 1-2 hours
Rated input: 5V=300mA
(All technical information is subject to actual performance)

Charging the case

Charging status: flashing red light
Charge complete: steady red light
Low battery: Green light flashes please charge



Rated input: 5V=30mA(earbuds) 5V=300mA(charging case)

5

Warning

This device complies with Part 15 of the FCC Rules. Operation is subject to the following two conditions: (1) this device may not cause harmful interference, and (2) this device must accept any interference received, including interference that may cause undesired operation.

Changes or modifications not expressly approved by the party responsible for compliance could void the user's authority to operate the equipment.

NOTE: This equipment has been tested and found to comply with the limits for a Class B digital device, pursuant to Part 15 of the FCC Rules. These limits are designed to provide reasonable protection against harmful interference in a residential installation. This equipment generates, uses and can radiate radio frequency energy and, if not installed and used in accordance with the instructions, may cause harmful interference to radio communications. However, there is no guarantee that interference will not occur in a particular installation.

If this equipment does cause harmful interference to radio or television reception which can be determined by turning the equipment off and on, the user is encouraged to try to correct the interference by one or more of the following measures:

- Reorient or relocate the receiving antenna.
- Increase the separation between the equipment and receiver.
- Connect the equipment into an outlet on a circuit different from that to which the receiver is connected.
- Consult the dealer or an experienced radio/TV technician for help.

NOTE: This device and its antenna(s) must not be co-located or operation in conjunction with any other antenna or transmitter. The device has been evaluated to meet general RF exposure requirement. The device can be used in portable exposure condition without restriction.

6

70 mm