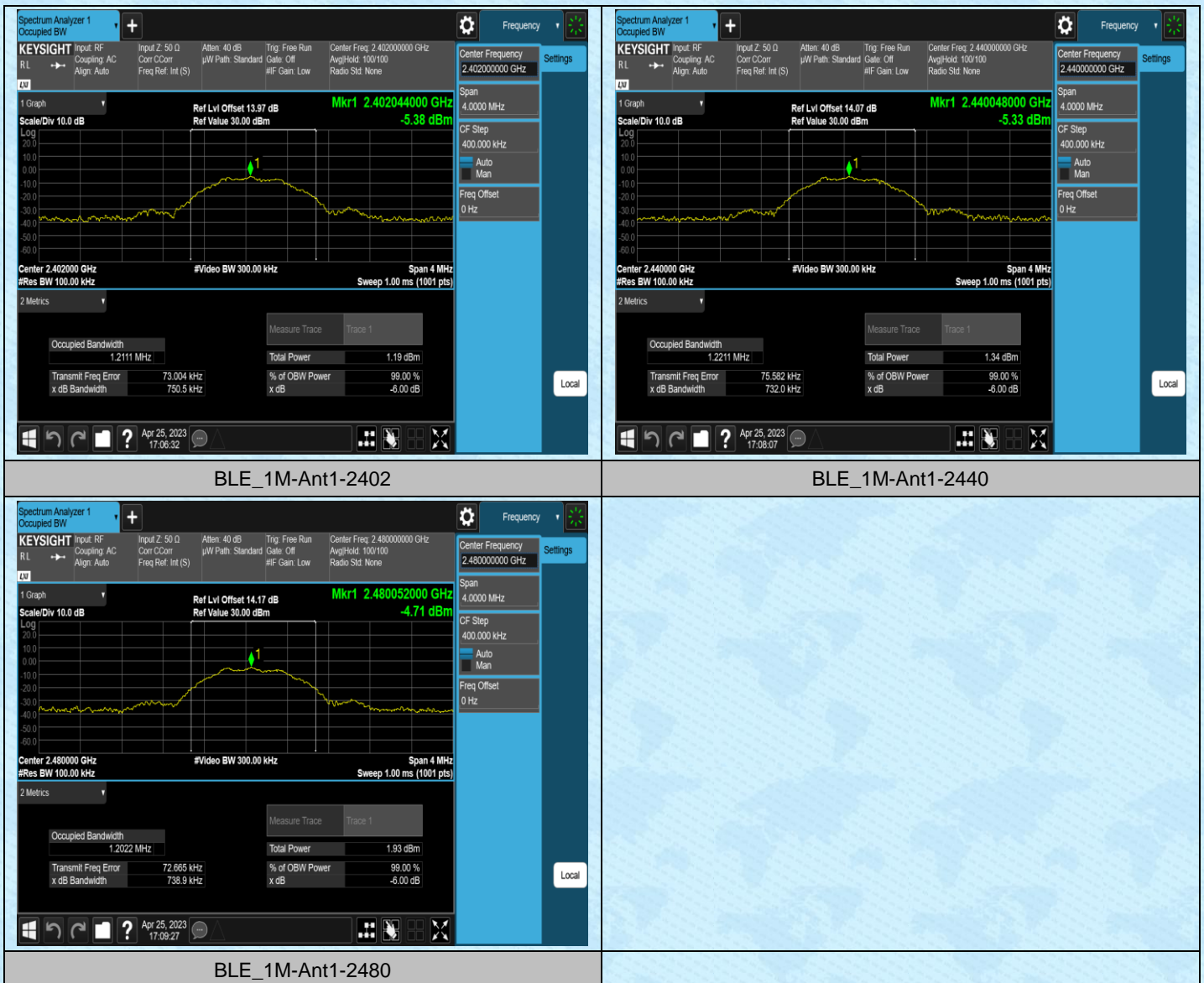


AppendixA: DTS Bandwidth

Test Result

Test Mode	Antenna	Frequency[MHz]	DTS BW [MHz]	Limit[MHz]	Verdict
BLE_1M	Ant1	2402	0.7505	0.5	PASS
BLE_1M	Ant1	2440	0.7320	0.5	PASS
BLE_1M	Ant1	2480	0.7389	0.5	PASS

Test Graphs

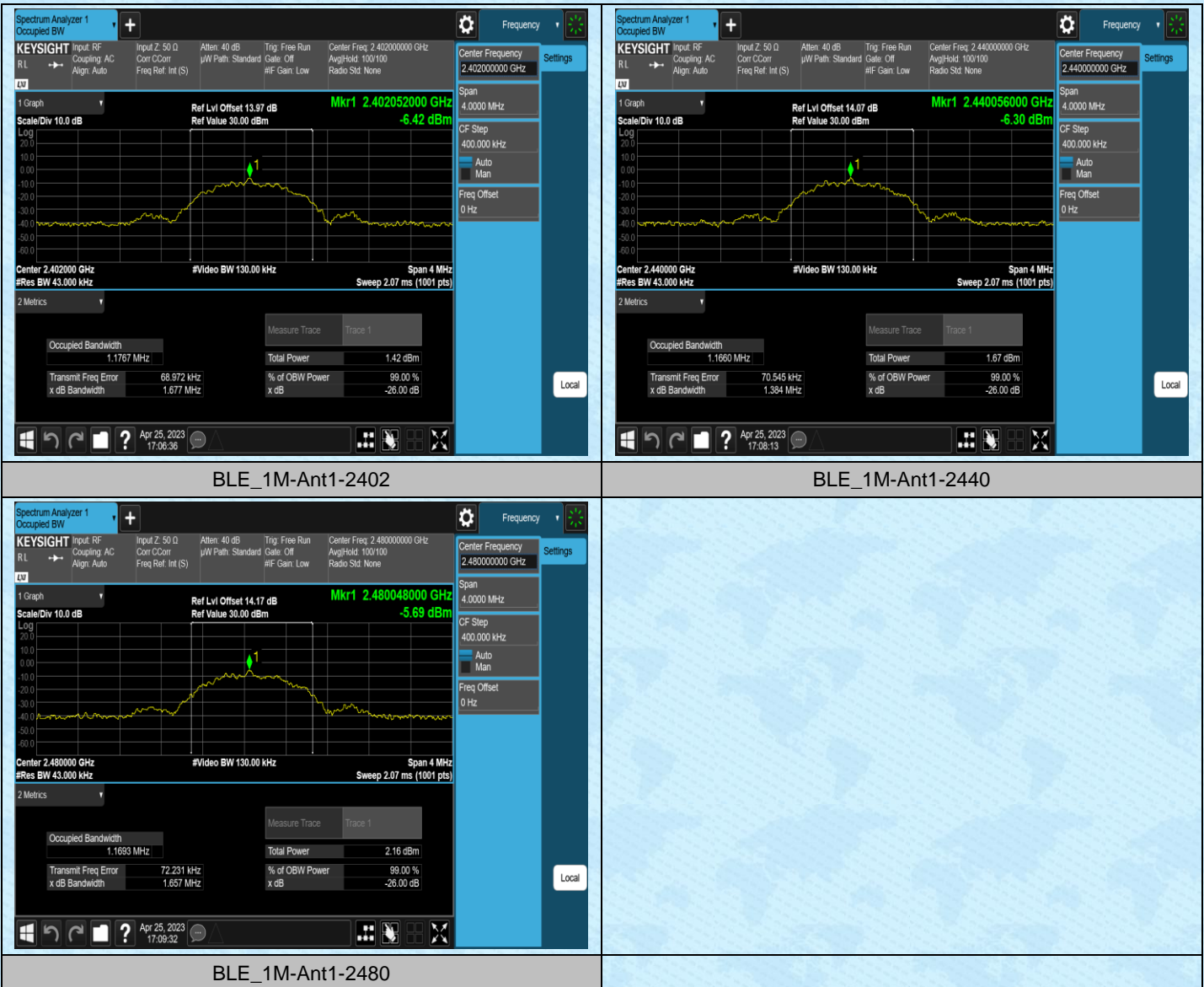


AppendixB: Occupied Channel Bandwidth

Test Result

Test Mode	Antenna	Frequency[MHz]	OCB [MHz]	FL[MHz]	FH[MHz]	Limit[MHz]	Verdict
BLE_1M	Ant1	2402	1.1767	2401.4806	2402.6573	---	---
BLE_1M	Ant1	2440	1.1660	2439.4876	2440.6536	---	---
BLE_1M	Ant1	2480	1.1693	2479.4876	2480.6569	---	---

Test Graphs

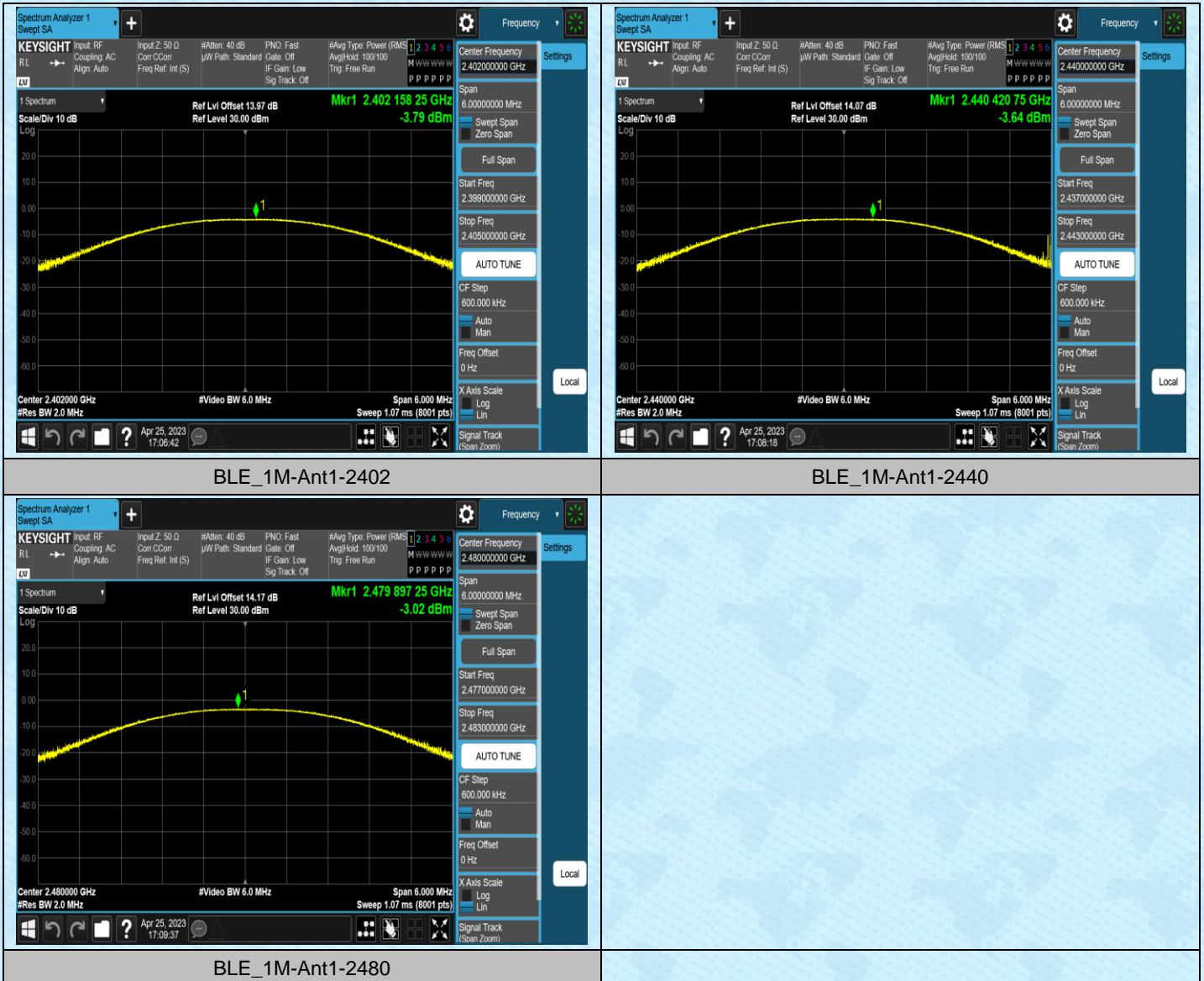


AppendixC: Maximum conducted output power

Test Result Peak

Test Mode	Antenna	Frequency[MHz]	Conducted Peak Power[dBm]	Conducted Limit[dBm]	Verdict
BLE_1M	Ant1	2402	-3.79	≤30	PASS
BLE_1M	Ant1	2440	-3.64	≤30	PASS
BLE_1M	Ant1	2480	-3.02	≤30	PASS

Test Graphs Peak

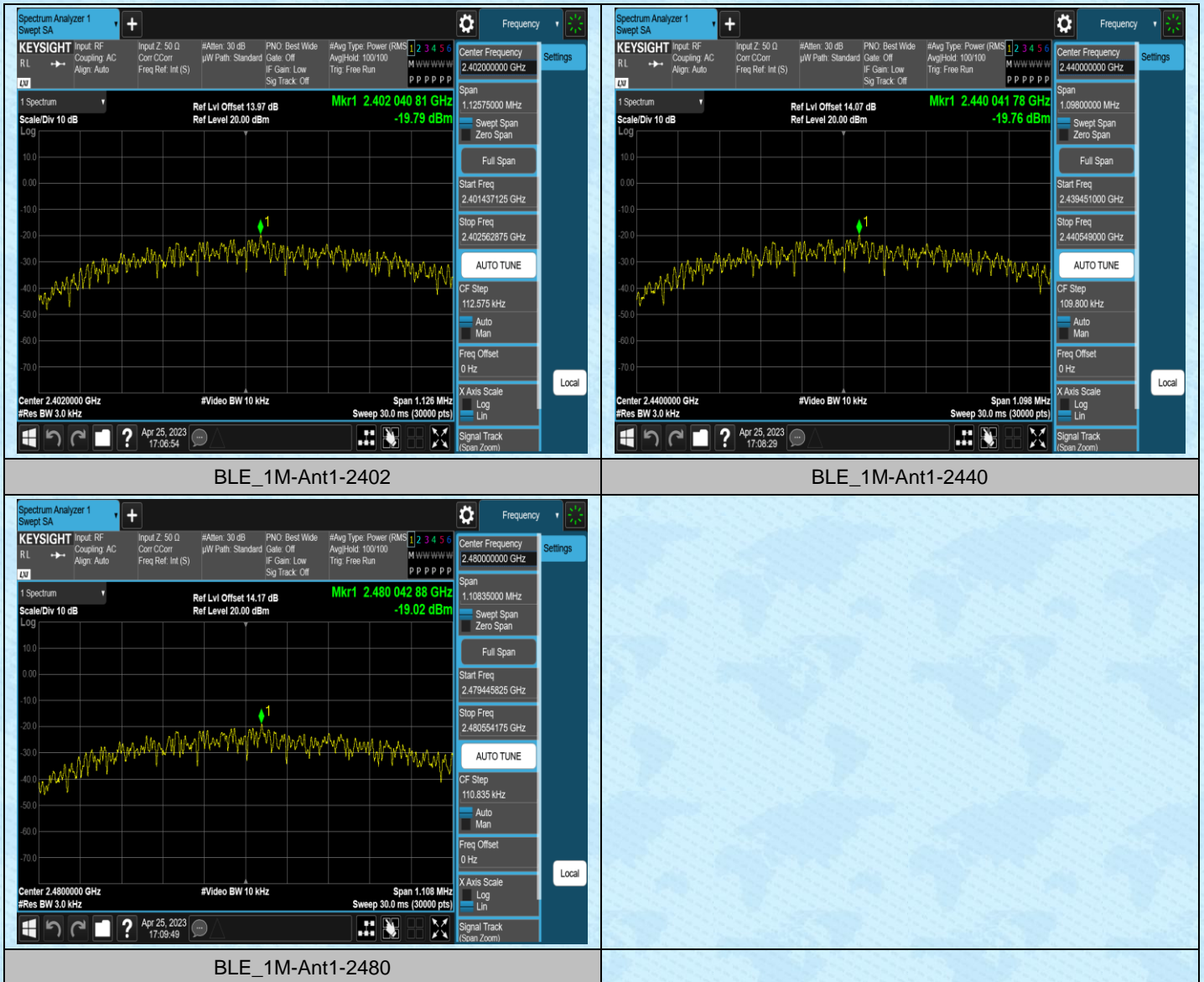


AppendixD: Maximum power spectral density

Test Result

Test Mode	Antenna	Frequency[MHz]	Result[dBm/3kHz]	Limit[dBm/3kHz]	Verdict
BLE_1M	Ant1	2402	-19.79	≤8.00	PASS
BLE_1M	Ant1	2440	-19.76	≤8.00	PASS
BLE_1M	Ant1	2480	-19.02	≤8.00	PASS

Test Graphs

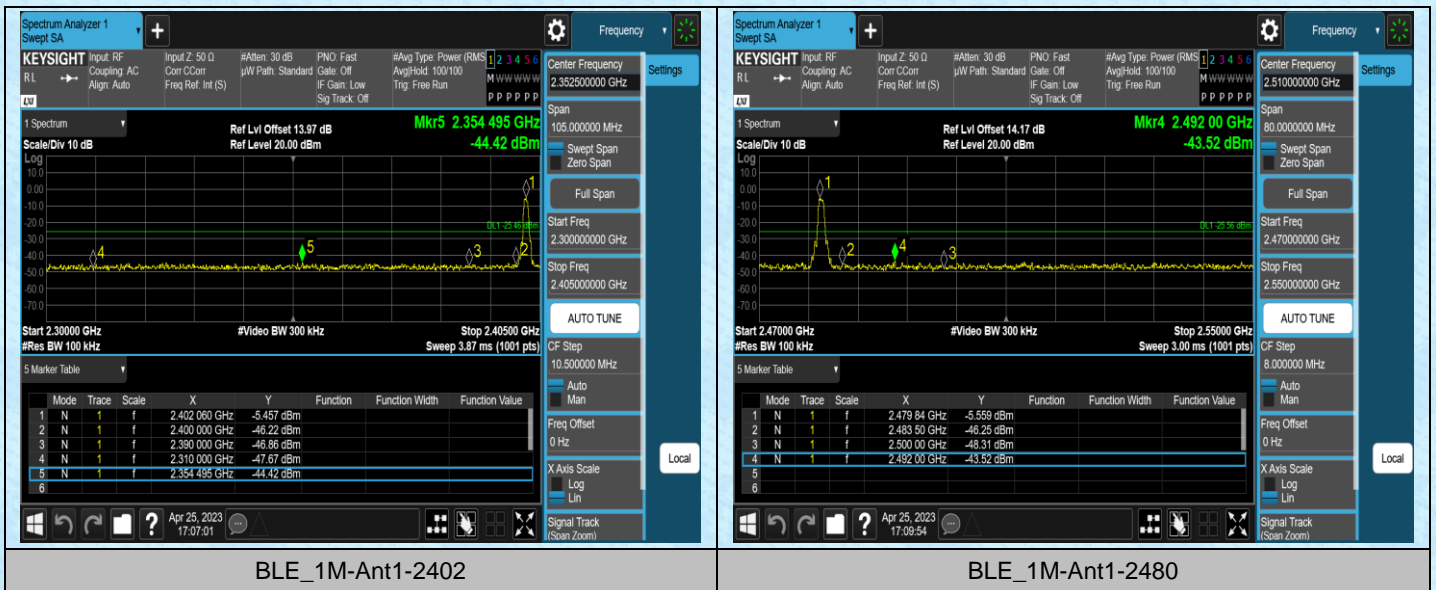


Appendix E: Band edge measurements

Test Result

Test Mode	Antenna	ChName	Frequency[MHz]	Ref Level[dBm]	Result[dBm]	Limit[dBm]	Verdict
BLE_1M	Ant1	Low	2402	-5.46	-44.42	≤-25.46	PASS
BLE_1M	Ant1	High	2480	-5.56	-43.52	≤-25.56	PASS

Test Graphs



AppendixF:Conducted Spurious Emission

Test Result

Test Mode	Antenna	Frequency[MHz]	Freq Range [MHz]	Ref Level [dBm]	Result[dBm]	Limit[dBm]	Verdict
BLE_1M	Ant1	2402	0~Reference	-6.86	-6.86	---	PASS
BLE_1M	Ant1	2402	30~1000	-6.86	-54.64	≤-26.86	PASS
BLE_1M	Ant1	2402	1000~26500	-6.86	-38.34	≤-26.86	PASS
BLE_1M	Ant1	2440	0~Reference	-5.22	-5.22	---	PASS
BLE_1M	Ant1	2440	30~1000	-5.22	-54.94	≤-25.22	PASS
BLE_1M	Ant1	2440	1000~26500	-5.22	-37.8	≤-25.22	PASS
BLE_1M	Ant1	2480	0~Reference	-5.39	-5.39	---	PASS
BLE_1M	Ant1	2480	30~1000	-5.39	-52.61	≤-25.39	PASS
BLE_1M	Ant1	2480	1000~26500	-5.39	-37.01	≤-25.39	PASS

Test Graphs



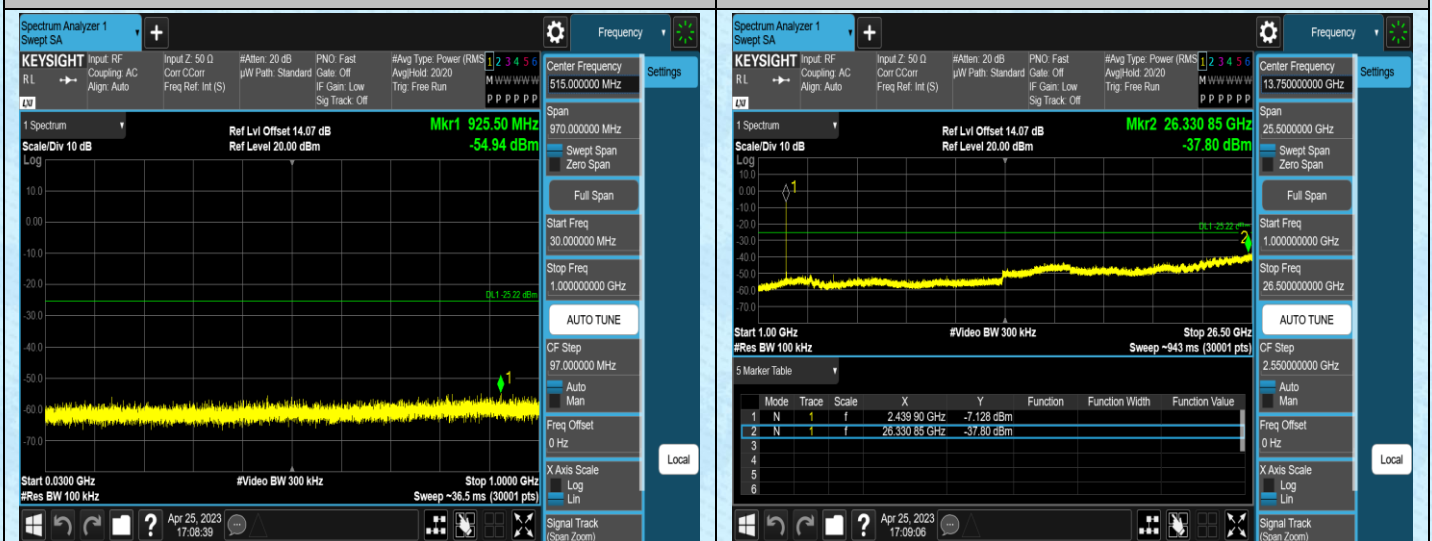
BLE_1M-Ant1-2402-0~Reference

BLE_1M-Ant1-2402-30~1000



BLE_1M-Ant1-2402-1000~26500

BLE_1M-Ant1-2440-0~Reference

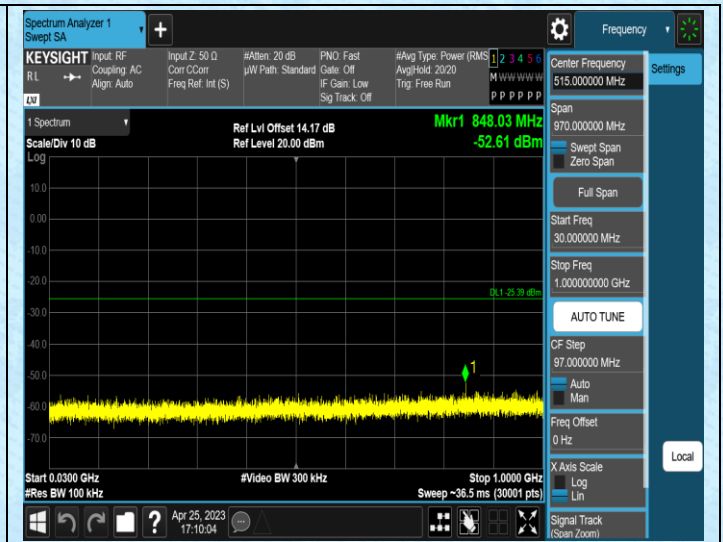


BLE_1M-Ant1-2440-30~1000

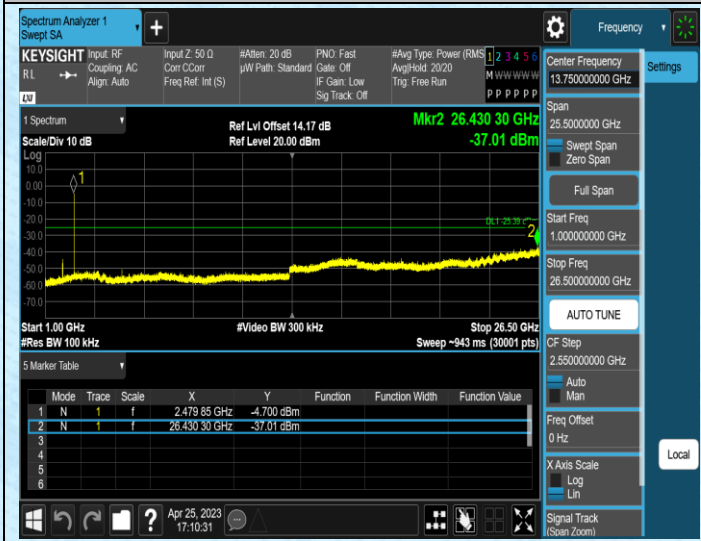
BLE_1M-Ant1-2440-1000~26500



BLE_1M-Ant1-2480-0-Reference



BLE_1M-Ant1-2480-30~1000



BLE_1M-Ant1-2480-1000~26500

-----End-----