

Antenna  
Test Report

CBU Antenna test report

Version 1.0.0

Date: 2020-11-24

NO: 000000001



Product Name:	CBU
Antenna Type:	PCB antenna
Writer:	Yinhua Zhang
Maximum	Gain: 2.21dBi
	Efficiency:32.96%

## Content

1. General Description .....	3
2. Technical Information .....	3
3. Test Standards .....	3
4. Test Item.....	4
5. Test Photo.....	4
Appendix A S11/VSWR .....	5
Appendix B Gain and Efficiency.....	6
Appendix C Radiation Pattern(1D and 3D).....	7
Appendix D Test Setup Photo.....	9

## 1. General Description

EUT Name	CBU Antenna
Wireless type	WIFI
Antenna Type	PCB antenna
Dimensions	Appendix A

## 2. Technical Information

Frequency Range	2402MHz~2480MHz
Test Frequency	2400,2410.....2500MHz

## 3. Test Standards

Identity	Document Title
IEEE 149-1979	IEEE Standard Test Procedures for Antennas

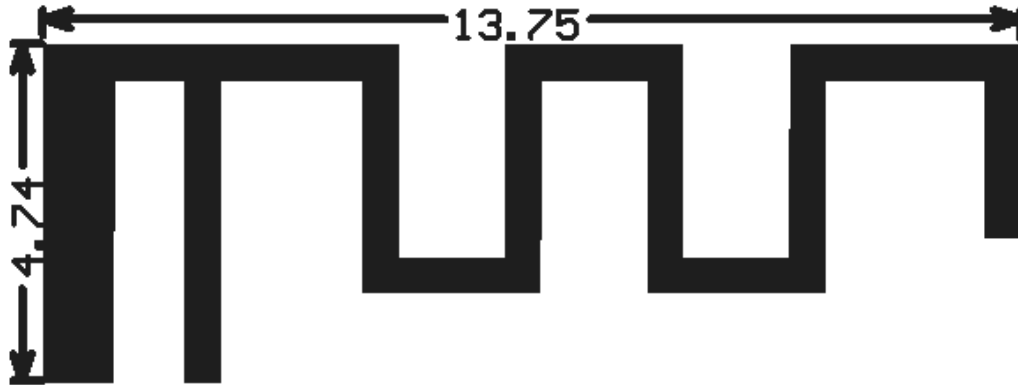
## 4. Test Item

Report Section	Description
Appendix B	S11/VSWR
Appendix C	Gain and Efficiency
Appendix D	Radiation Pattern (1D and 3D)

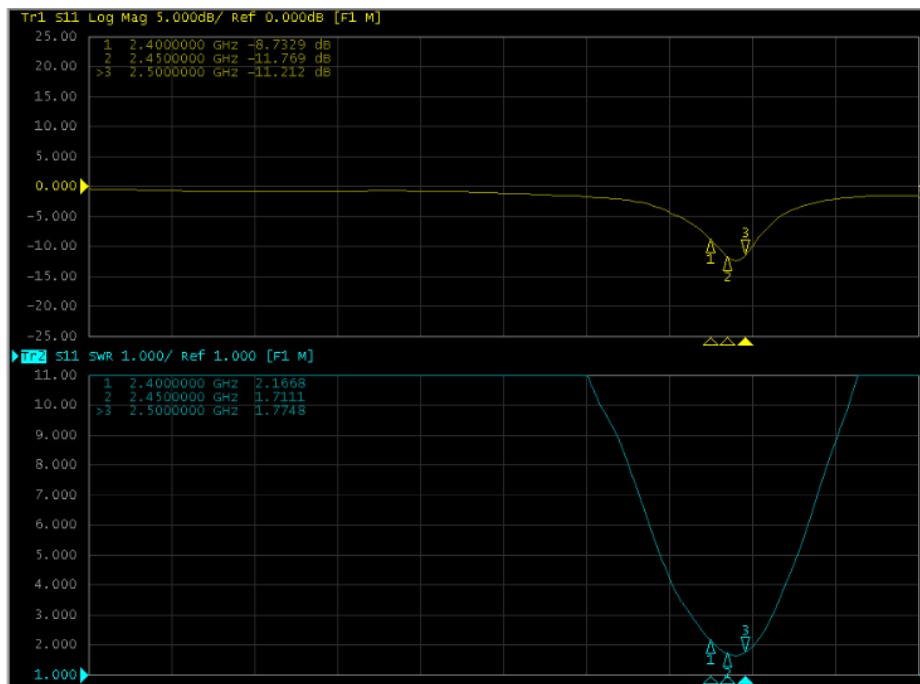
## 5. Test Photo

Report Section	Description
Appendix E	Test Setup Photo

## Appendix A Antenna Dimension



## Appendix B S11/VSWR



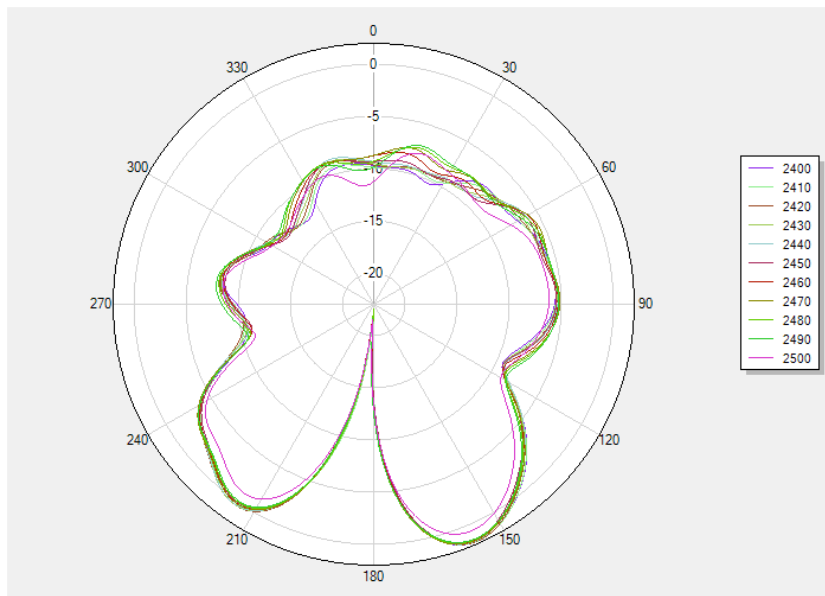
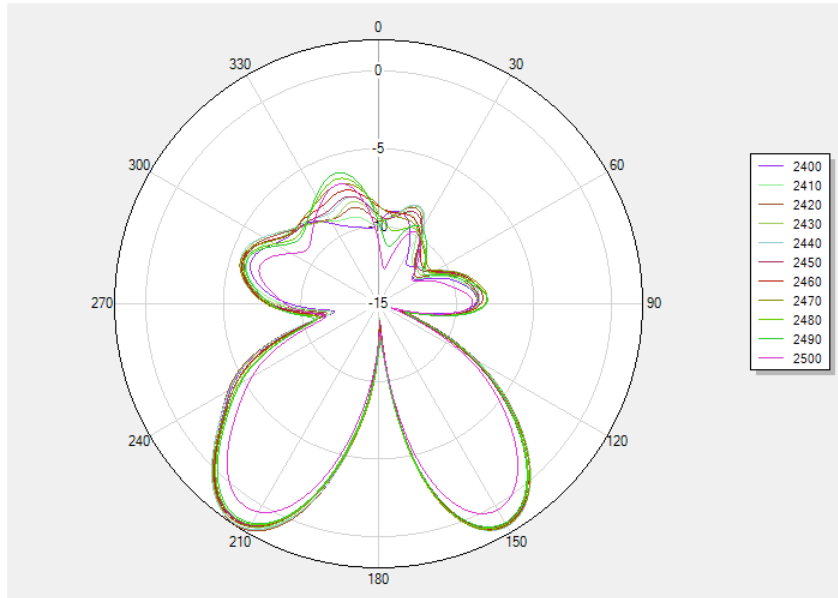
Frequency (MHz)	2400	2450	2500
Return Loss	-8.73	-11.76	-11.21

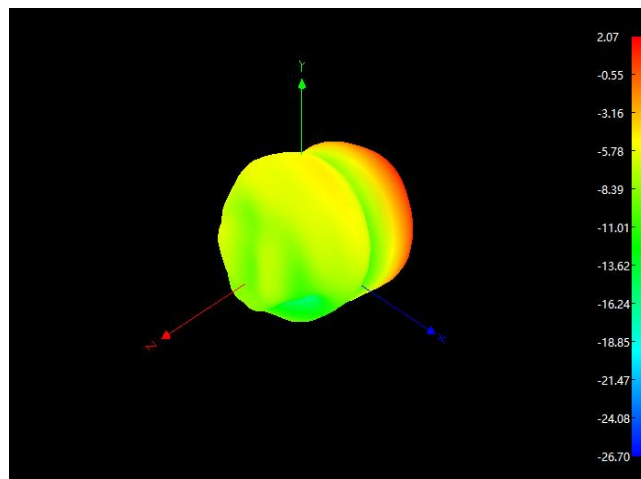

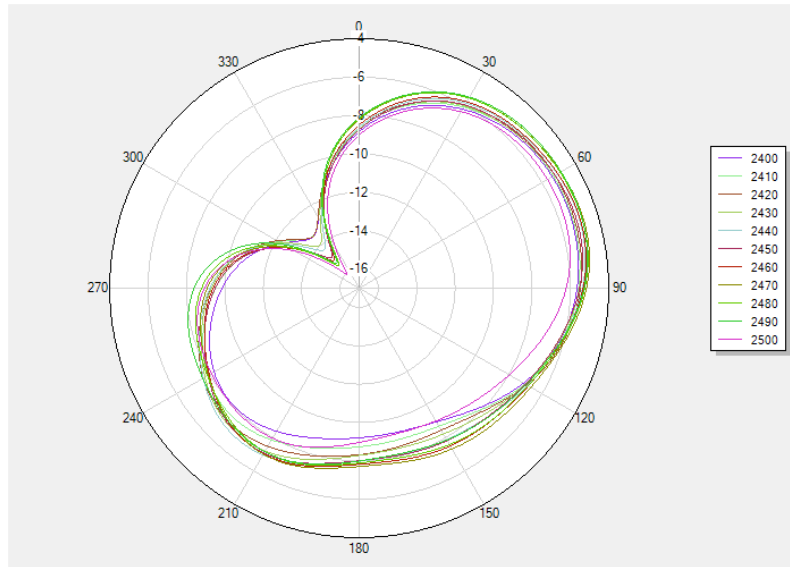
VSWR	2.16	1.71	1.77
------	------	------	------

## Appendix C Gain and Efficiency

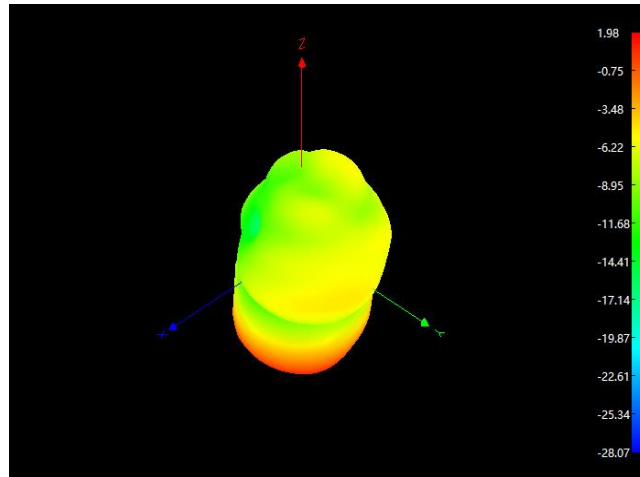
Frequency (MHz)	Efficiency(%)	Gain (dBi)
2400	32.36%	2.11
2410	32.3%	2.18
2420	32.1%	2.21
2430	32.4%	2.06
2440	32.9%	2.07
2450	30.9%	1.91
2460	30.8%	2.04
2470	30.7%	2.09
2480	31.6%	1.98
2490	30.6%	1.91
2500	30.5%	1.03

# Appendix D Radiation Pattern(1D and 3D)









## Appendix E Test Setup Photo

