

CH11-R Remote Control Instructions

1. Product Overview

Product Name: Remote Control
Product Model No.: CH11-R
FCC ID: 2BA76CH11MNT001

2. Environment requirement

Operation temperature: +10°C~+40°C.
Storage temperature: -10°C~65°C.
Operating Humidity: 10%~80%RH, non-condensing.
Storage Humidity: 10%~85%RH, non-condensing.

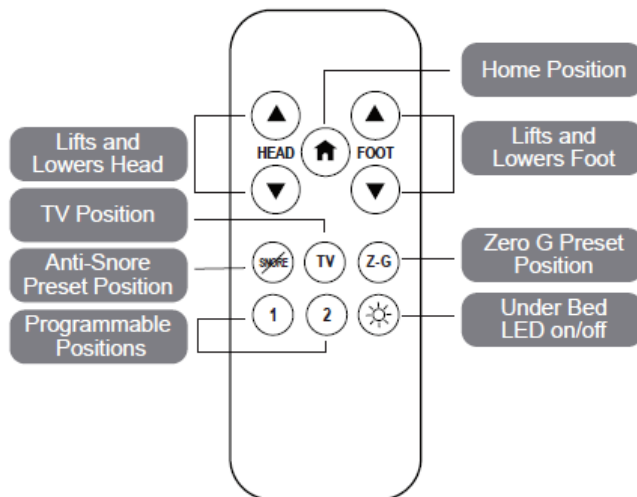
3. Directions for Operation





3.1 Pairing Remote

Unplug the bed from the power source, then press and hold **HEAD DOWN** and **FLAT** Buttons simultaneously until the blue backlights of the remote control are off.









3.2 ADJUST:




-  **HEAD** ▲▼ The HEAD ▲▼ arrows lift and lower the head section of the foundation.
- 
-  **FOOT** ▲▼ The FOOT ▲▼ arrows lift and lower the foot section of the foundation.
- 

3.3 ONE TOUCH BUTTON:

-  One-touch flat position.
-  One-touch **ANTI-SNORE** preset position.
-  One-touch **TV** preset position.
-  One-touch **ZERO G** preset position.
ZERO G adjusts your legs to a higher level than your heart, helping to relieve pressure of the lower back and promote circulation.
-  One-touch programmable positions.
- 

3.4 UNDERNEATH LED LIGHTING

-  One-touch underneath **LED** lighting on/off.

4. Matters needing attention:

- 4.1 The function will only work normally in proper working power conditions.
- 4.2 Remote Control needs three AAA batteries.
- 4.3 The control box is needed for proper control.
- 4.4 If problems are identified, they must be treated by professional personnel.

5. Additional attention for user:

5.1 This equipment has been tested and found to comply with the limits for a Class B digital device, pursuant to part 15 of the FCC Rules. These limits are designed to provide reasonable protection against harmful interference in a residential installation. This equipment generates, uses and can radiate radio frequency energy and, if not installed and used in accordance with the instructions, may cause harmful interference to radio communications. However, there is no guarantee that interference will not occur in a particular installation. If this equipment does cause harmful interference to radio or television reception, which can be determined by turning the equipment off and on, the user is encouraged to try to correct the interference by one or more of the following measures:

- Reorient or relocate the receiving antenna.
- Increase the separation between the equipment and receiver.
- Connect the equipment into an outlet on a circuit different from that to which the receiver is connected.
- Consult the dealer or an experienced radio/ TV technician for help.

5.2 This device complies with part 15 of the FCC Rules. Operation is subject to the following two conditions: (1) This device may not cause harmful interference, and (2) this device must accept any interference received, including interference that may cause undesired operation.

5.3 For Intentional and unintentional radiators the manual shall caution the user and manufacturer that changes or modifications not expressly approved by the party responsible for compliance could void the users authority to operate the equipment.