


PRODUCT MANUAL

产品手册

V1.1

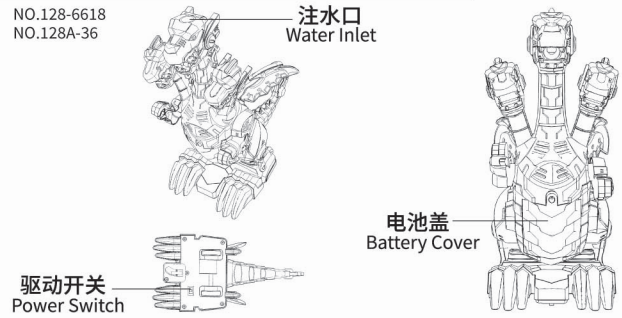


NO.128-6618
NO.128A-36



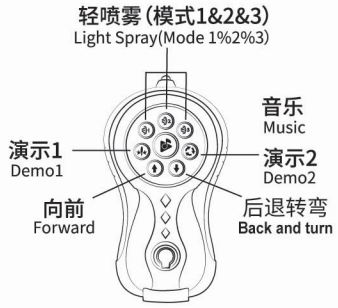
产品本身 Product Body	遥控器 Remote Control	滴管 Dropper
产品手册 Product Manual	锂电池 Lithium Battery	

产品详细信息 PACKAGE DETAILS

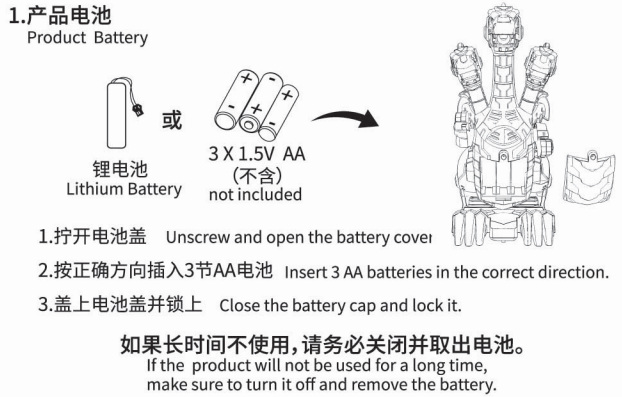


2

远程控制功能 REMOTE CONTROL FUNCTIONS



电池安装 BATTERY INSTALLATION



3

2.遥控器电池 Remote Control Battery



1. 拧开电池盖 Unscrew and open the battery cover.
2. 按正确方向插入2节AA电池 Insert 2 AA batteries in the correct direction.
3. 盖上电池盖并锁上 Close the battery cap and lock it.

如果长时间不使用,请务必关闭并取出电池。
If the remote control will not be used for a long time, make sure to remove the batteries.

规格 SPECIFICATIONS

NO.128-6618 NO.128A-36

尺寸:4.6X9.6X10.2 英寸 Dimensions:4.6x9.6x10.2 inches

产品电池类型:1.5VAA 电池 Battery Type For Product:1.5V AA battery

最大控制距离:13米 Max Control Distance:13 m

远程控制用电池:1.5VAA 电池 Battery Type For Remote Control:1.5V AA battery

工作温度范围:32° 到 104°F (0° 到 40°C)
Operating Temperature Range:32° to 104°F (0° to 40°C)

操作 OPERATION

1. 配对
Pairing

产品和遥控电池安装完成后
产品底部的开关可以配对成功

After the product and the remote control battery are installed, the switch at the bottom of the product can be paired successfully

4

2.向前,后退转弯 Forward,Back and turn

按遥控器上的向上箭头将产品向前移动,
点击遥控器向下按钮将产品后退转弯
Press the up arrow button on the remote control to move the product forward, and click the down button on the remote control to move the product back and turn



3.喷雾功能 Spray Function

- 1.使用喷雾功能前,请确认水箱内有水
- 2.将滴管装水,打开盖子再将滴管里的水注入注水口,完成后盖住注水口
- 3.按这3个喷雾按钮一次即可轻喷,分为三种喷雾模式

1.Please makes sure there is water inside the water tank before using the spray function
2.Fill the dropper with water, open the lid and pour the water in the dropper into the water injection port, cover the water injection port after completion
3.Press these 3 spray buttons once to light spray,divided into 3 spray modes.



加水
Add Water

4.音乐 Music

按一次声音键播放音乐,长按3秒关闭所有声音
Press the sound key once to play music, press and hold for 3 seconds to turn off all sounds.

5.演示 Demo

按这两个演示键一次即可进行自动演示,分为2种演示模式
Press these 2 demo keys once to perform automatic demo, divide into 2 demo modes.

5

警告 WARNINGS

1. 根据手册中提供的说明,有些零件需要大人组装和调整。
2. 请在成年人的指导下使用。
3. 请及时收好包装材料,以免对儿童造成伤害。
4. 不要在有水的地方或雨中操作。部分产品暴露在水里可能会发生故障。
5. 请勿触摸旋转的转轮,以免造成损坏。
6. 该产品含有小部件,可能会造成摄入或窒息的风险
7. 在路上或人群中稍微控制使用产品,避免发生事故。
8. 清洁玩具前请断开可充电USB电缆。
9. 如果在使用过程中观察到电荷,请立即关闭设备。
10. 安装、更换电池时,注意电池极性是否正确。
11. 本产品使用1.5V AA电池。
12. 严禁进行但不限于拆卸、改装、撞击、刺穿、跌落、扔进火中或其他任何方式对产品造成损坏的行为,以免对用户和其他参与者造成伤害。
13. 请勿将电池长时间暴露在太阳下,以防止危险。
14. 建议将电池储存在温度低于30摄氏度的环境中,请勿存放在高热、高温、潮湿的地方,以避免危险。
15. 非可充电电池不能充电。
16. 不要将新旧电池或不同类型的电池混合使用。
17. 请勿拆卸或改装电池,以免引起火灾或爆炸。
18. 电池使用完毕后,应从产品中取出。
19. 当电池在使用或充电过程中出现异味或突然发热、变形、变色或其他异常情况时,应立即停止使用。
20. 耗尽的电池应立即取出。
21. 禁止造成接线口电源短路。
22. 如果长时间不使用本产品,请将遥控车和遥控器的电池拆下。
23. 说明书中包含重要的产品信息,请抽出时间阅读,以获得更好的产品体验。

6

- 1.According to the instructions provided in the manual. Some of the parts need to be assembled and adjusted by adults.
- 2.Please use it under the guidance of an adult.
- 3.Please promptly put away the packing materials so as not to cause harm to children.
- 4.Do not operate on a location where water is trapped or under the rain. Parts of the product may malfunction if exposed to water.
- 5.Do not touch the rotating wheel to avoid injury.
- 6.The product contains small parts that may pose a risk of ingestion or suffocation.
- 7.To remotely control the product on the road or in a crowd to avoid accidents
- 8.Disconnect the rechargeable USB cable before cleaning, the toy.
- 9.If you observe electrical charges during product usage turn off the device immediately.
- 10.When installing or replacing the battery,pay attention to the correct polarity of the battery.
- 11.The product uses 1.5V aa batteries
- 12.It is strictly prohibited to do the following actions such as but not limited to disassemble,modify,crash,puncture,drop,throw in a fire or any other means of causing damage to the product to avoid harm to the user and other participants.
- 13.Do not expose the battery to prolonged exposure to sunlight to prevent danger.
- 14.It is advisable to store the battery at a temperature below 30°C Do not store it in a place with heat,high temperature,or humidity to avoid danger.
- 15.Non-rechargeable batteries cannot be charged.
- 16.Do not mix old and new or different types of batteries.
- 17.Do not disassemble the battery or modify the battery to avoid the risk of fire or explosion
- 18.After the battery is used, it should be taken out of the product.
- 19.Stop using the battery as soon as it gives a foul smells or suddenly becomes hot, deformed, discolored, or other abnormal situation during use or charging.

7

- 20.Drained batteries should be removed immediately.
- 21.Do not cause the electrical supply of the wiring port to short circuit.
- 22.If you do not use the product for a long time, remove the batteries of the remote control car and remote control.
- 23.Instructions contains important product information,please give time to read for a better product experience.

一般信息 GENERAL INFORMATION

FCC注意:

本设备符合FCC规则第15部分。

操作受以下两个条件限制:

- (1)本设备不能造成有害干扰,且本设备必须接受任何接收到的干扰,包括可能导致不希望的操作干扰。

FCC Notice:

This devive complies with Prat 15 of the FCC Rules.

Operation is subject to the following two conditions:

- (1) This device may not cause harmful interference, and
- (2) This device must accept any interference received, including interference that may cause undesired operation.

注:根据FCC规则第15部分,本设备已经过测试,符合B类数字设备的限制。这些限制旨在为住宅设施提供合理的保护,防止有害干扰。
该设备产生使用并能辐射射频能量,如果不按照说明书安装和使用,可能会对无线电通信造成有害干扰。但是,不能保证在特定的安装中不会发生干扰。如果该设备确实对无线电或电视接收造成有害干扰,可以通过关闭和打开设备来确定,鼓励用户尝试通过以下一种或多种方法来纠正干扰。
NOTE:This equipment has been tested and found to comply with the limits for a Class B digital device,according to Part 15 of the FCC Rules. These Limits are designed to provide reasonable protection against harmful interference in a residential installation. This equipment

8

generates uses and can radiate radio frequency energy and, If not installed and used in accordance with the instructions, may cause harmful interference to radio communications.However,there is no guarantee that interference will not occur in a particular installation. If this equipment does cause harmful interference to radio of television reception,which can be determined by turning the equipment off and on, the user is encouraged to try to correct the interference by one or more of the following measures:s

措施:

- 重新定位或安置接收天线。
 - 增加设备与接收器之间的距离
 - 将设备连接到与接收器连接的电路不同的电路插座上。
 - 向经销商或有经验的无线/电视技术人员寻求帮助。
- Measures:**
- Reorient or relocate the receiving antenna.
 - Increase the distance between the equipment and receiver.
 - Connect the equipment into an outlet on a circuit different from that to which the receiver is connected.
 - Consult the dealer or an experienced radio/TV technician for help.

警告:未经合规责任方明确批准的,更改或修改,可能会使用户失去操作设备的权限。

WARNING:Changes or modiflcations not expressly approved by the party responsible for compliance could void the user's authority to operate the equipment.

射频接触

该设备符合FCC辐射接触限值规定的不受控制的环境。
本设备安装和操作时,散热器与身体之间的距离应小于20cm。

9

RF Exposure

The equipment complies with FCC radiation exposure limits set forth for an uncontrolled environment. This device should be installed and operated with minimum distance 20cm between the radiator& your body.

IC注意:

该设备符合加拿大工业许可证RSS标准。

操作受以下两个条件限制:

- (1)本装置不得造成干扰;
- (2)本设备必须接受任何干扰,包括可能导致设备不希望的操作干扰。

IC Notice:

This device complies with Canada's Industry licence-exempt RSS standard(s).Operation is subject to the following two conditions;

- (1) This device may not cause interference;and
- (2) This device must accept any interference.Including interference that may cause undesired operation of the device.

CAN NMB-3 (B)

射频接触

辐射接触声明:

该设备符合IC辐射接触限制规定的不受控制的环境。

本设备安装和操作时,散热器与身体之间应保持20厘米的最小距离。

CAN NMB-3(B)

RF Exposure

Radiation Exposure Statment;

This equipment complies with IC radiation exposure limits set forth for an uncontrolled environment. This equiment should be installed and operated with minimum distance 20cm between the radiator& your body.

10

电池警告:

1. 如果不遵守所有的使用说明,可能会导致严重的伤害,电池不可修复的损坏,并可能导致火灾、烟雾或爆炸。
 2. 充电或使用前一定要检查电池的状态。
 3. 如果电池损坏,发出恶臭或显示过热,变色,变形和泄漏迹象,请更换电池。
 4. 不要使用电池以外的任何东西。电池总是使用平衡充电器。建议您不要使用本产品附带的充电器以外的其他充电器。
 5. 电池温度不能超过60°C(140°F),否则可能导致电池损坏或燃烧。
 6. 禁止在易燃表面、易燃产品附近或车辆内充电(最好将电池放置在不易燃、绝缘的容器中)。
 7. 不要将电池暴露在潮湿或阳光直射的地方,或将其储存在温度超过60°C的地方(例如阳光下的汽车)。
 8. 一定要把它放在孩子够不到的地方。
 9. 电池使用不当可能导致火灾、爆炸或其他危险。
 10. 不可充电电池不能再次充电。
可充电电池只能在成年人的监督下使用。
 11. 不同类型的电池和新、旧电池不能混合
 12. 电池插入正确的极性。
 13. 电源端子应使用好,避免短路。建议定期检查变压器和电池充电器,检查电源线、插头、外壳和其他部件是否有损坏。
如果观察到损坏,在修复之前不得使用。
 14. 包装必须保存,因为它包含了重要的信息。
 15. 该玩具只能连接到具有标志的II类设备。
- BATTERY WARNING:**
- 1.Failure to follow all the instructions may result in serious injury, irreparable, damage to the battery and may cause a fire, smoke or explosion.
 - 2.Always check the battery's condition before charging or using it.
 - 3.Replace the battery if damaged, gives a foul odor or show signs of overheating,discoloration,deformation and leakage.

11

- 4.Never use anything other than the approval charger battery. Always use a balancing charger for battery. It is recommended that you do not to use any other charger than the one provided with the product.
- 5.The battery temperature must never exceed 60°C (140°F) otherwise the battery could be damaged or ignite.
- 6.Never charge on a flammable surface,near flammable products or inside a vehicle(perferably place the battery in a non-flammable and nonconductive container).
- 7.Never expose the battery to moisture or direct sunlight,or store it in a place where temperatures could exceed 60°C (car in the sun,for example).
- 8.Always keep it out of reach from children.
- 9.Improper battery use may result in a fire, explosion or other hazard
- 10.Non-rechargeable batteries are not charged again,Rechargeable batteries are only to be charged with the supervision of an adult.
- 11.Different types of batteries or new or used batteries which are different are not be mixed.
- 12.Batteries are to be inserted with the correct polarity.
- 13.The supply terminal should be used well to avoid a short circuit. Examination of the transformer and battery charger regularly is encouraged to check any damage in the cord,plug, enclosure and other parts. If damage is observed,it must not be used until it has been repaired.
- 14.The packaging has to be kept since it contains important information.
- 15.The toy is only to be connected to Class II equipment bearing the symbol.

制造商的信息

汕头市澄海区南鸿玩具厂

广东省汕头市澄海区广益街道龙田黄青芒1-1号

MANUFACTURER INFORMATION

Manufactured by
Shantou Chenghai Nanhong Toys Factory No. 1-1,
Huangqingmang, Longtian, Guangyi Street,
Chenghai District, Shantou City, Guangdong Province

12

This device complies with Part 15 of the FCC Rules. Operation is subject to the following two conditions: (1) this device may not cause harmful interference, and (2) this device must accept any interference received, including interference that may cause undesired operation.

Changes or modifications to this unit not expressly approved by the party responsible for compliance could void the user's authority to operate the equipment.

NOTE: This equipment has been tested and found to comply with the limits for a Class B digital device, pursuant to Part 15 of the FCC Rules. These limits are designed to provide reasonable protection against harmful interference in a residential installation. This equipment generates uses and can radiate radio frequency energy and, if not installed and used in accordance with the instructions, may cause harmful interference to radio communications. However, there is no guarantee that interference will not occur in a particular installation. If this equipment does cause harmful interference to radio or television reception, which can be determined by turning the equipment off and on, the user is encouraged to try to correct the interference by one or more of the following measures:

- Reorient or relocate the receiving antenna.
- Increase the separation between the equipment and receiver.
- Connect the equipment into an outlet on a circuit different from that to which the receiver is connected.
- Consult the dealer or an experienced radio/TV technician for help.

This device and its antenna(s) must not be co-located or operation in conjunction with any other antenna or transmitter.

Radiation Exposure Statement

The device has been evaluated to meet general RF exposure requirement in portable exposure condition without restriction.