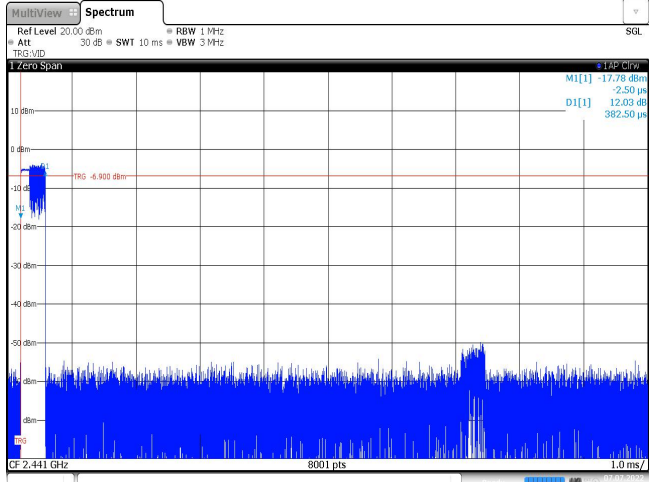
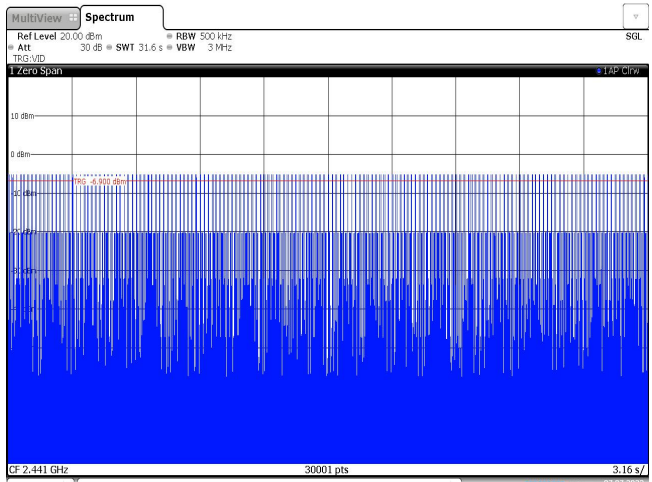
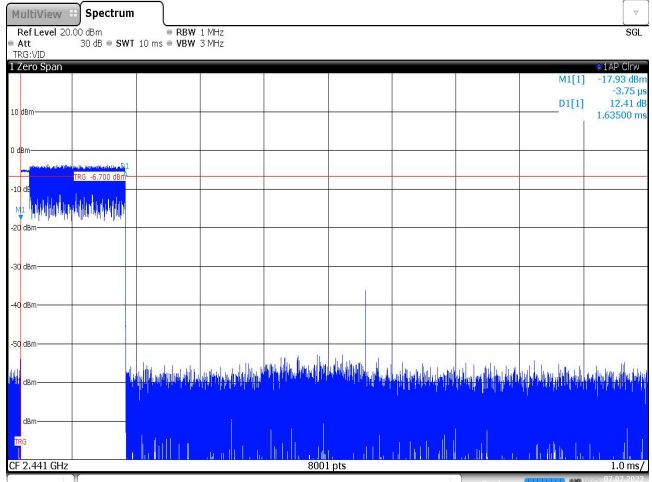
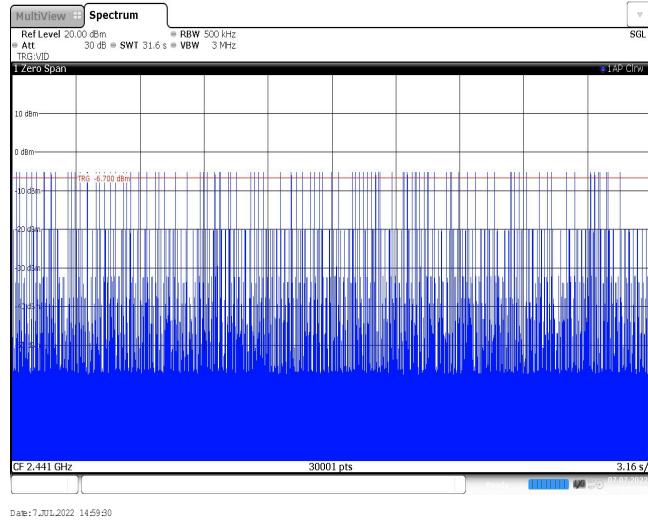
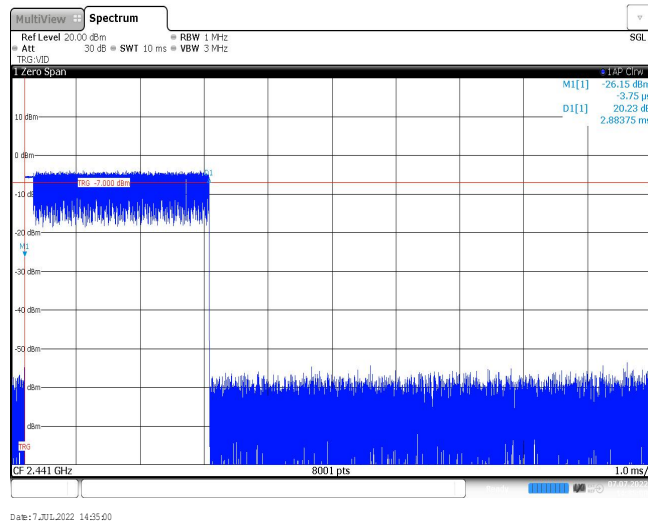


Modulation Type:	$\pi/4$ DQPSK
<p>2DH1 Burst width</p>	 <p>The spectrum plot shows a signal burst at 2.441 GHz. The y-axis represents power in dBm, ranging from -90 to 10. The x-axis represents frequency in GHz, centered at 2.441 GHz. A red trace line indicates a threshold at -4.900 dBm. The signal burst is visible as a blue shaded area above the noise floor. The plot includes parameters: Ref Level 20.00 dBm, Att 30 dB, SWT 10 ms, RBW 1 MHz, VBW 3 MHz, TRG:VID, and 1 Zero Span. Measurement data shows M[1] at -17.78 dBm, D[1] at 12.03 dB, and a duration of 382.50 <math>\mu</math>s. The plot is dated 7 JUL 2022 14:57:50.</p>
<p>2DH1 Burst number</p>	 <p>The spectrum plot shows a signal burst at 2.441 GHz. The y-axis represents power in dBm, ranging from -90 to 10. The x-axis represents frequency in GHz, centered at 2.441 GHz. A red trace line indicates a threshold at -4.900 dBm. The signal burst is visible as a blue shaded area above the noise floor. The plot includes parameters: Ref Level 20.00 dBm, Att 30 dB, SWT 31.6 s, RBW 500 kHz, VBW 3 MHz, TRG:VID, and 1 Zero Span. The plot is dated 7 JUL 2022 14:58:25.</p>
<p>2DH3 Burst width</p>	 <p>The spectrum plot shows a signal burst at 2.441 GHz. The y-axis represents power in dBm, ranging from -90 to 10. The x-axis represents frequency in GHz, centered at 2.441 GHz. A red trace line indicates a threshold at -4.700 dBm. The signal burst is visible as a blue shaded area above the noise floor. The plot includes parameters: Ref Level 20.00 dBm, Att 30 dB, SWT 10 ms, RBW 1 MHz, VBW 3 MHz, TRG:VID, and 1 Zero Span. Measurement data shows M[1] at -17.93 dBm, D[1] at 12.41 dB, and a duration of 1.63500 ms. The plot is dated 7 JUL 2022 14:58:55.</p>

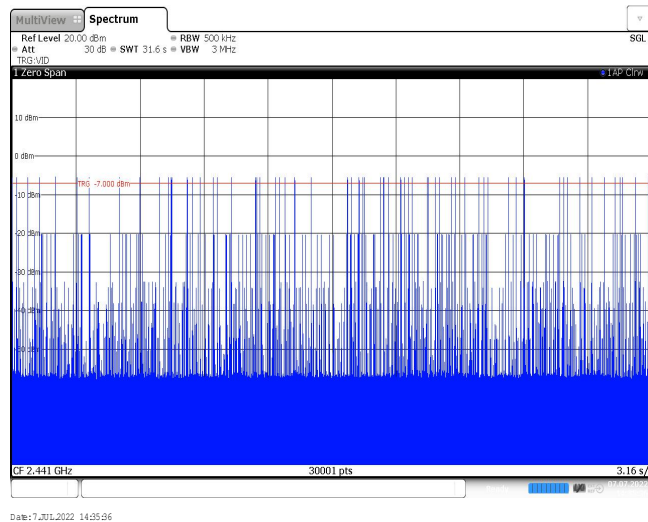
2DH3  
Burst number



2DH5  
Burst width

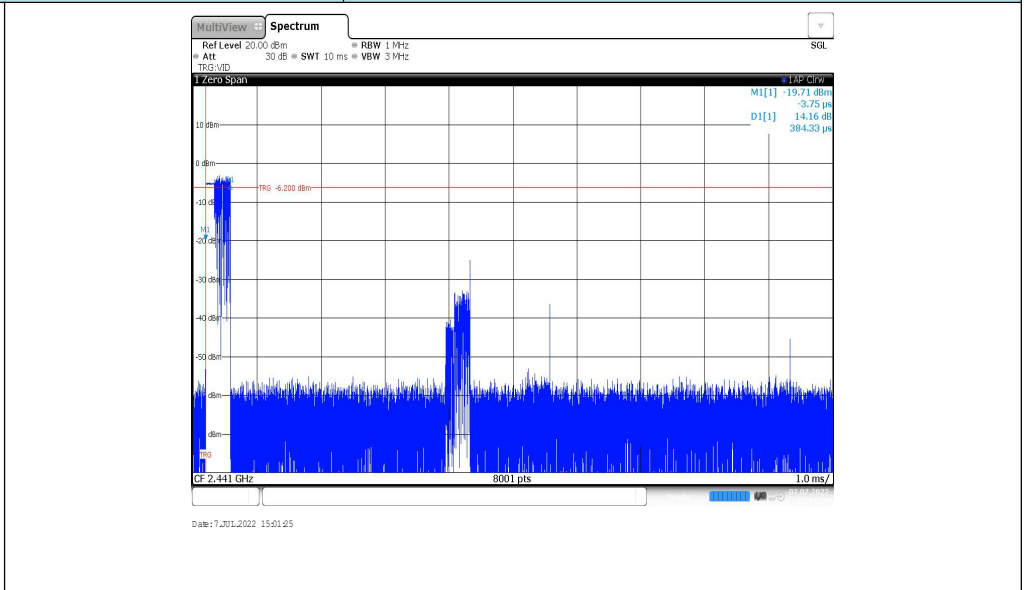


2DH5  
Burst number

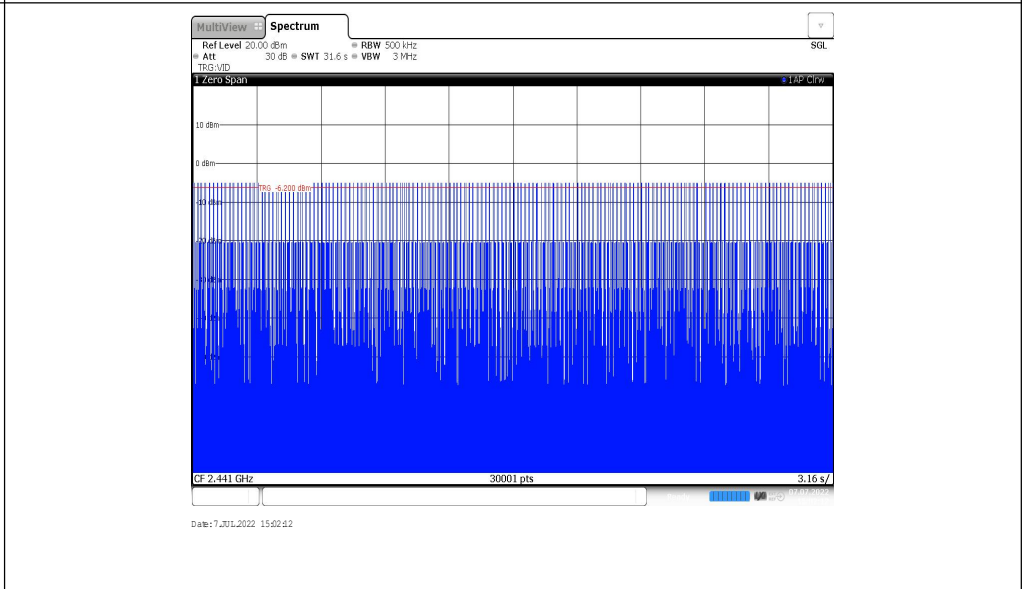


**Modulation Type: 8DPSK**

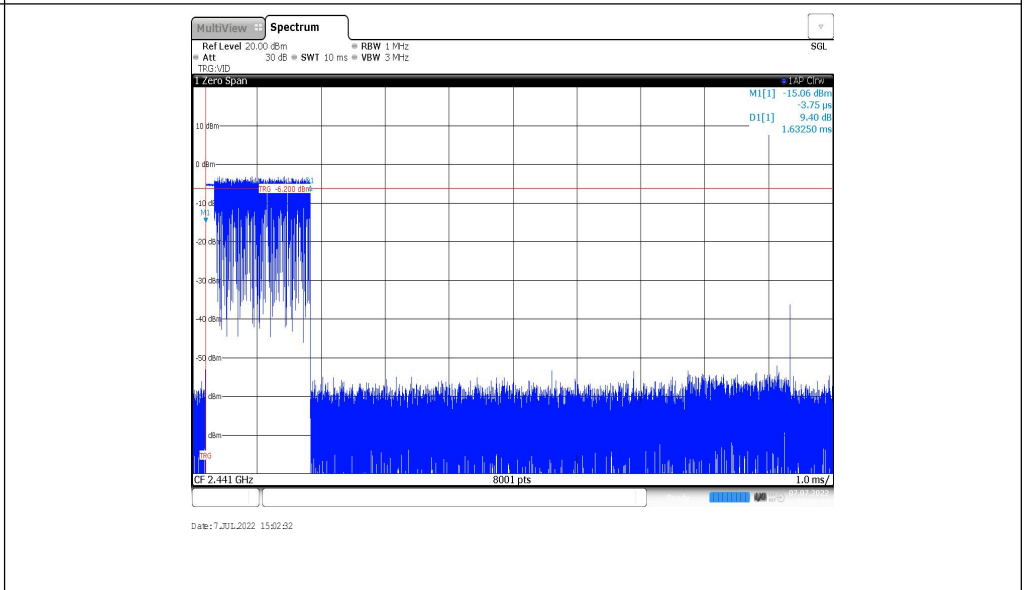
3DH1  
Burst width



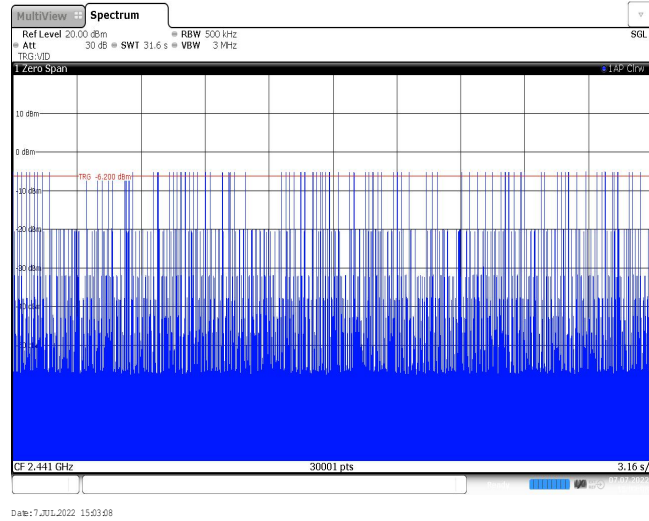
3DH1  
Burst number



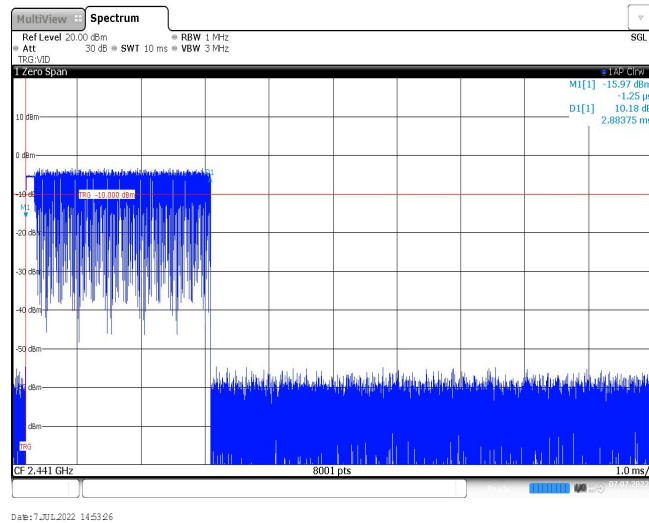
3DH3  
Burst width



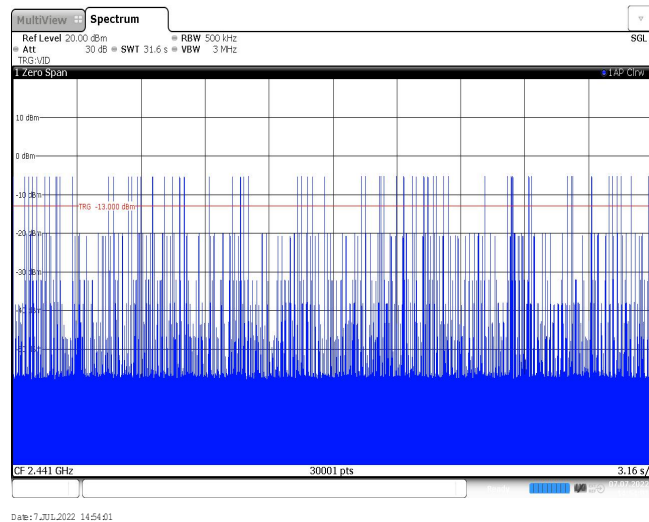
3DH3  
Burst number



3DH5  
Burst width



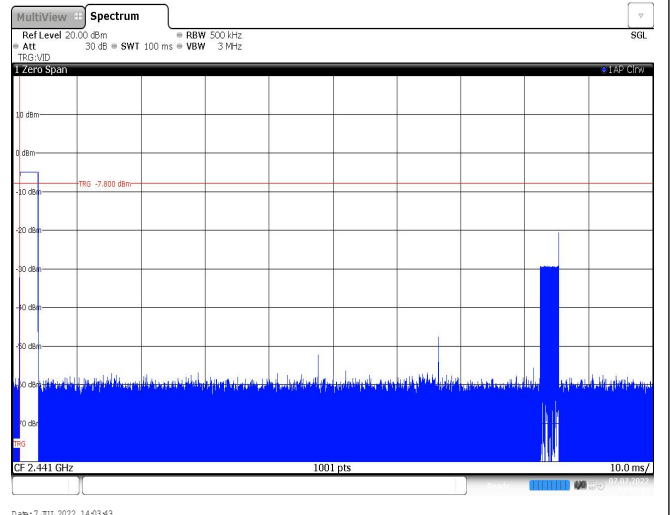
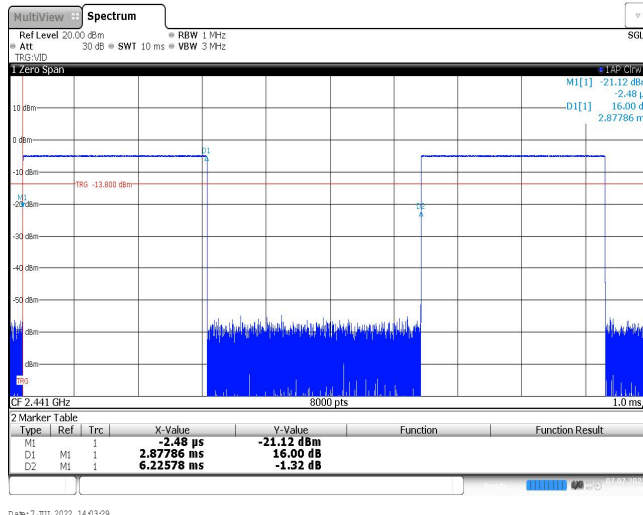
3DH5  
Burst number



**Appendix G: Duty Cycle Correction Factor (DCCF)**

DCCF Calculate Formula					
DCCF=20 * Log(duty cycle) = 20 * Log( $T_{\text{on time}} / T_{\text{period}}$ )					
Modulation type	Test Frequency (MHz)	$T_{\text{on time}}$ for single burst [ms]	$T_{\text{period}}$ [ms]	Burst Quantity	DCCF [dB]
GFSK	2441	2.88	100	2	-24.79
$\pi/4$ DQPSK	2441	2.87	100	2	-24.82
8DPSK	2441	2.87	100	1	-30.84

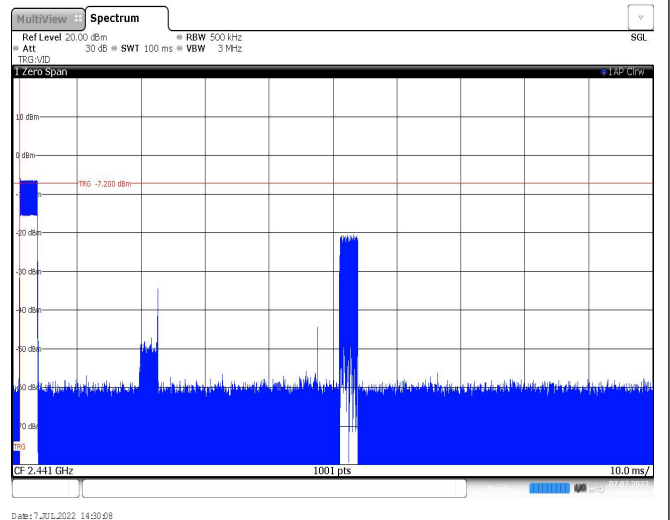
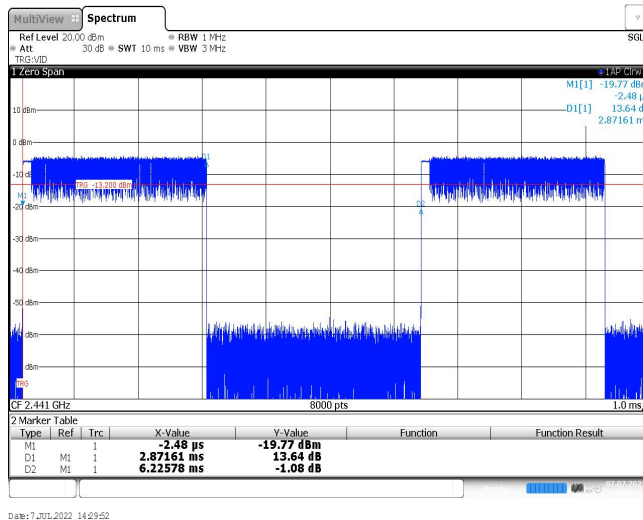
### GFSK



Ton time for single burst

Burst Quantity

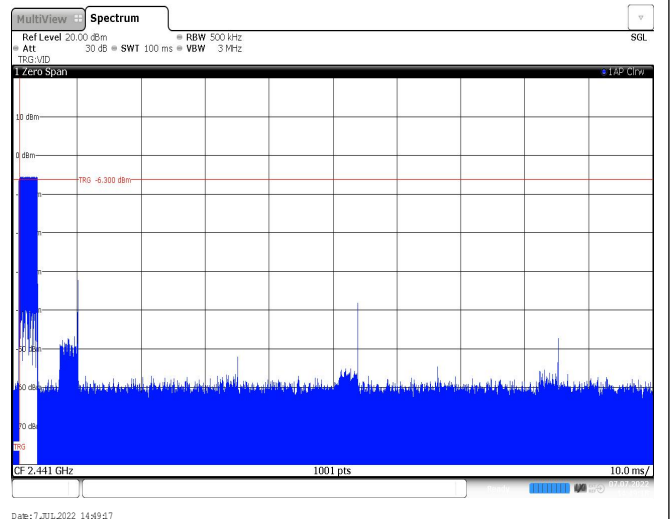
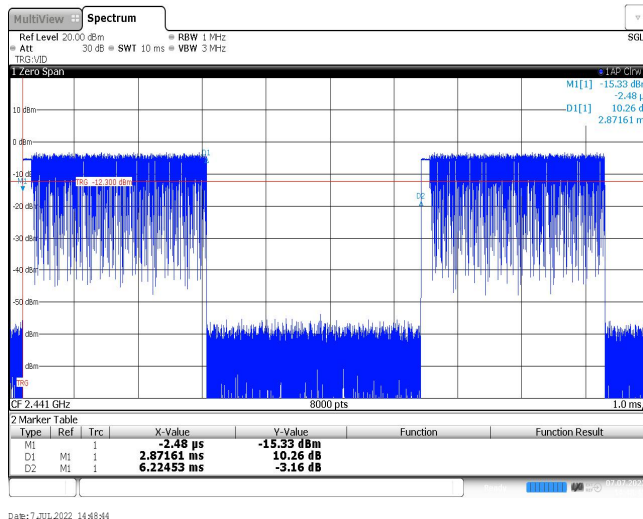
### $\pi/4$ DQPSK



Ton time for single burst

Burst Quantity

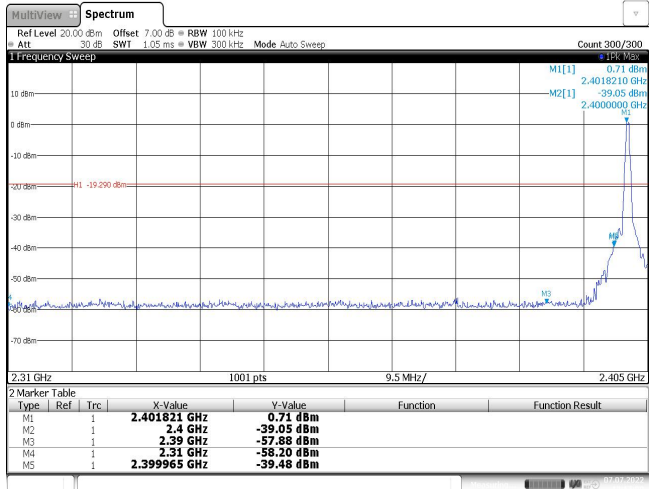
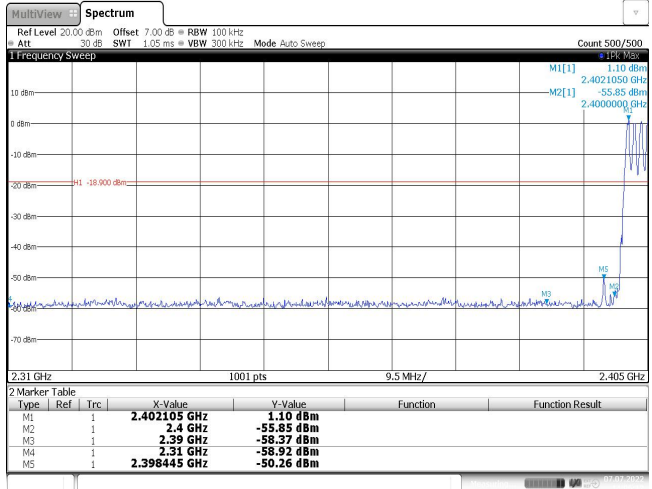
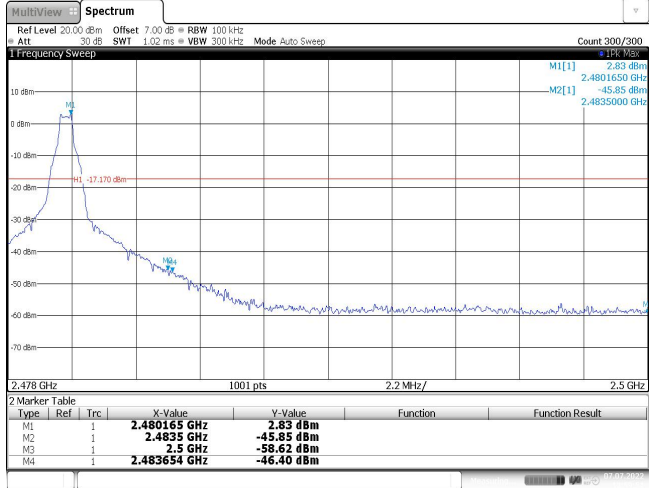
### 8DPSK



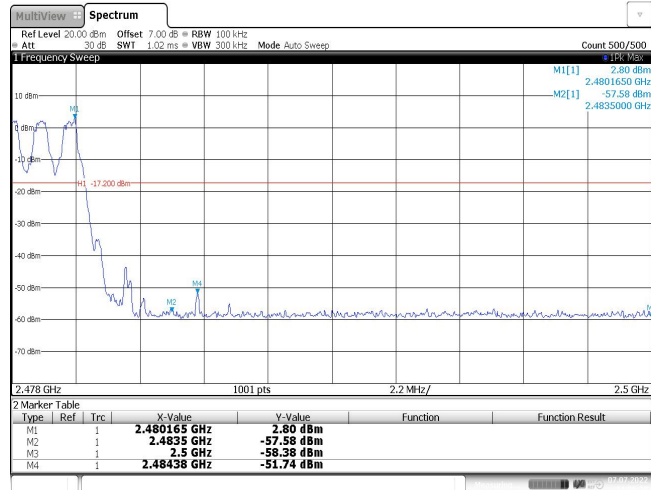
Ton time for single burst

Burst Quantity

### Appendix H: Band edge and Spurious Emissions (conducted)

Test Item:	Band edge	Modulation type:	GFSK																																										
<p>CH00 No hopping mode</p>	 <p>2 Marker Table</p> <table border="1"> <thead> <tr> <th>Type</th> <th>Ref</th> <th>Trc</th> <th>X-Value</th> <th>Y-Value</th> <th>Function</th> <th>Function Result</th> </tr> </thead> <tbody> <tr> <td>M1</td> <td>1</td> <td></td> <td>2.401621 GHz</td> <td>0.71 dBm</td> <td></td> <td></td> </tr> <tr> <td>M2</td> <td>1</td> <td></td> <td>2.4 GHz</td> <td>-39.05 dBm</td> <td></td> <td></td> </tr> <tr> <td>M3</td> <td>1</td> <td></td> <td>2.39 GHz</td> <td>-57.88 dBm</td> <td></td> <td></td> </tr> <tr> <td>M4</td> <td>1</td> <td></td> <td>2.31 GHz</td> <td>-58.20 dBm</td> <td></td> <td></td> </tr> <tr> <td>M5</td> <td>1</td> <td></td> <td>2.399965 GHz</td> <td>-39.48 dBm</td> <td></td> <td></td> </tr> </tbody> </table> <p>Date: 7_JUL_2022 13:57:00</p>			Type	Ref	Trc	X-Value	Y-Value	Function	Function Result	M1	1		2.401621 GHz	0.71 dBm			M2	1		2.4 GHz	-39.05 dBm			M3	1		2.39 GHz	-57.88 dBm			M4	1		2.31 GHz	-58.20 dBm			M5	1		2.399965 GHz	-39.48 dBm		
Type	Ref	Trc	X-Value	Y-Value	Function	Function Result																																							
M1	1		2.401621 GHz	0.71 dBm																																									
M2	1		2.4 GHz	-39.05 dBm																																									
M3	1		2.39 GHz	-57.88 dBm																																									
M4	1		2.31 GHz	-58.20 dBm																																									
M5	1		2.399965 GHz	-39.48 dBm																																									
<p>CH00 Hopping mode</p>	 <p>2 Marker Table</p> <table border="1"> <thead> <tr> <th>Type</th> <th>Ref</th> <th>Trc</th> <th>X-Value</th> <th>Y-Value</th> <th>Function</th> <th>Function Result</th> </tr> </thead> <tbody> <tr> <td>M1</td> <td>1</td> <td></td> <td>2.402105 GHz</td> <td>1.10 dBm</td> <td></td> <td></td> </tr> <tr> <td>M2</td> <td>1</td> <td></td> <td>2.4 GHz</td> <td>-55.85 dBm</td> <td></td> <td></td> </tr> <tr> <td>M3</td> <td>1</td> <td></td> <td>2.39 GHz</td> <td>-58.37 dBm</td> <td></td> <td></td> </tr> <tr> <td>M4</td> <td>1</td> <td></td> <td>2.31 GHz</td> <td>-58.92 dBm</td> <td></td> <td></td> </tr> <tr> <td>M5</td> <td>1</td> <td></td> <td>2.398445 GHz</td> <td>-50.26 dBm</td> <td></td> <td></td> </tr> </tbody> </table> <p>Date: 7_JUL_2022 14:06:12</p>			Type	Ref	Trc	X-Value	Y-Value	Function	Function Result	M1	1		2.402105 GHz	1.10 dBm			M2	1		2.4 GHz	-55.85 dBm			M3	1		2.39 GHz	-58.37 dBm			M4	1		2.31 GHz	-58.92 dBm			M5	1		2.398445 GHz	-50.26 dBm		
Type	Ref	Trc	X-Value	Y-Value	Function	Function Result																																							
M1	1		2.402105 GHz	1.10 dBm																																									
M2	1		2.4 GHz	-55.85 dBm																																									
M3	1		2.39 GHz	-58.37 dBm																																									
M4	1		2.31 GHz	-58.92 dBm																																									
M5	1		2.398445 GHz	-50.26 dBm																																									
<p>CH78 No hopping mode</p>	 <p>2 Marker Table</p> <table border="1"> <thead> <tr> <th>Type</th> <th>Ref</th> <th>Trc</th> <th>X-Value</th> <th>Y-Value</th> <th>Function</th> <th>Function Result</th> </tr> </thead> <tbody> <tr> <td>M1</td> <td>1</td> <td></td> <td>2.480165 GHz</td> <td>2.83 dBm</td> <td></td> <td></td> </tr> <tr> <td>M2</td> <td>1</td> <td></td> <td>2.4833 GHz</td> <td>-45.85 dBm</td> <td></td> <td></td> </tr> <tr> <td>M3</td> <td>1</td> <td></td> <td>2.5 GHz</td> <td>-58.62 dBm</td> <td></td> <td></td> </tr> <tr> <td>M4</td> <td>1</td> <td></td> <td>2.483654 GHz</td> <td>-46.40 dBm</td> <td></td> <td></td> </tr> </tbody> </table> <p>Date: 7_JUL_2022 13:59:54</p>			Type	Ref	Trc	X-Value	Y-Value	Function	Function Result	M1	1		2.480165 GHz	2.83 dBm			M2	1		2.4833 GHz	-45.85 dBm			M3	1		2.5 GHz	-58.62 dBm			M4	1		2.483654 GHz	-46.40 dBm									
Type	Ref	Trc	X-Value	Y-Value	Function	Function Result																																							
M1	1		2.480165 GHz	2.83 dBm																																									
M2	1		2.4833 GHz	-45.85 dBm																																									
M3	1		2.5 GHz	-58.62 dBm																																									
M4	1		2.483654 GHz	-46.40 dBm																																									

CH78  
Hopping mode

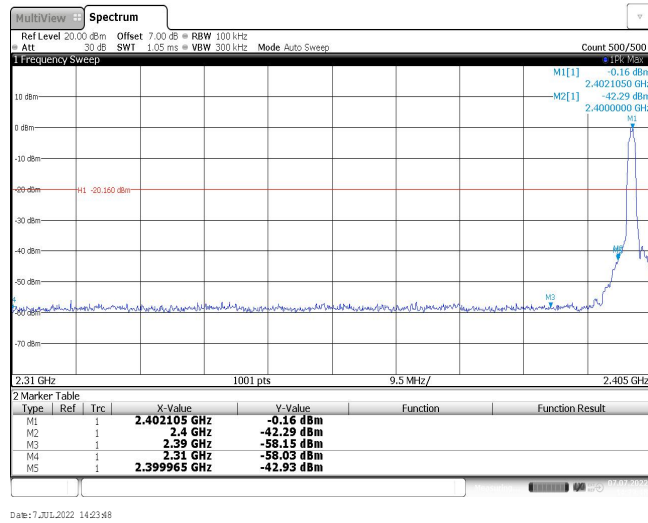


Date: 7/30/2022 14:06:28



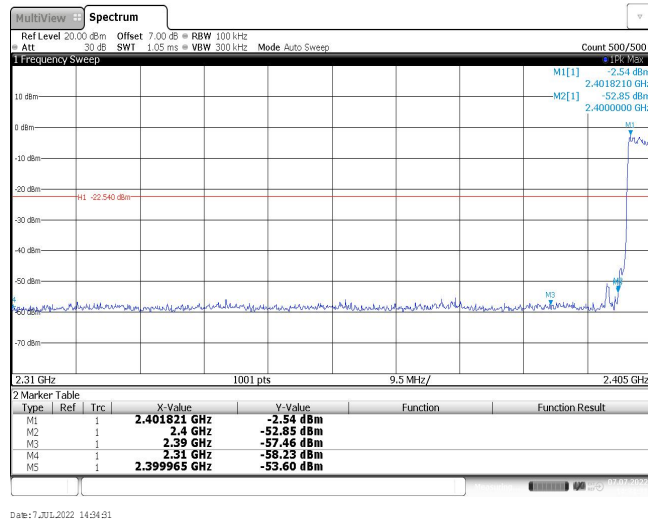
<b>Test Item:</b>	<b>Band edge</b>	<b>Modulation type:</b>	<b><math>\pi/4</math>DQPSK</b>
-------------------	------------------	-------------------------	--------------------------------

CH00  
No hopping mode



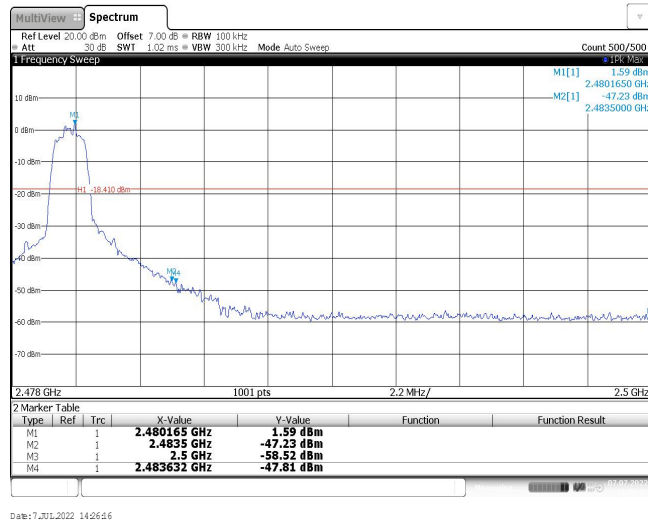
Date: 7/01/2022 14:23:48

CH00  
Hopping mode



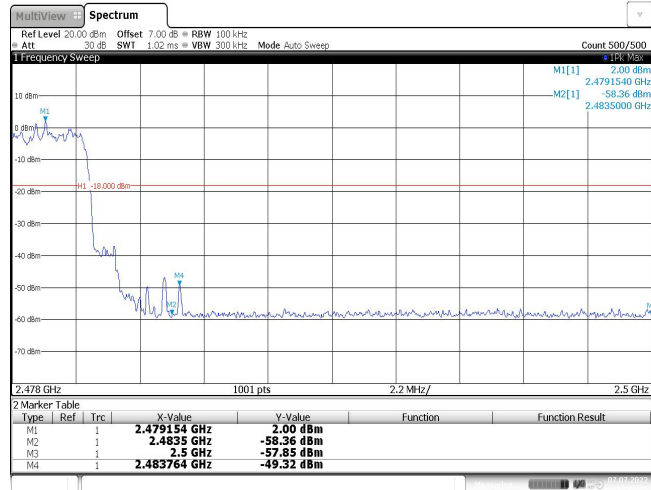
Date: 7/01/2022 14:24:31

CH78  
No hopping mode



Date: 7/01/2022 14:26:16

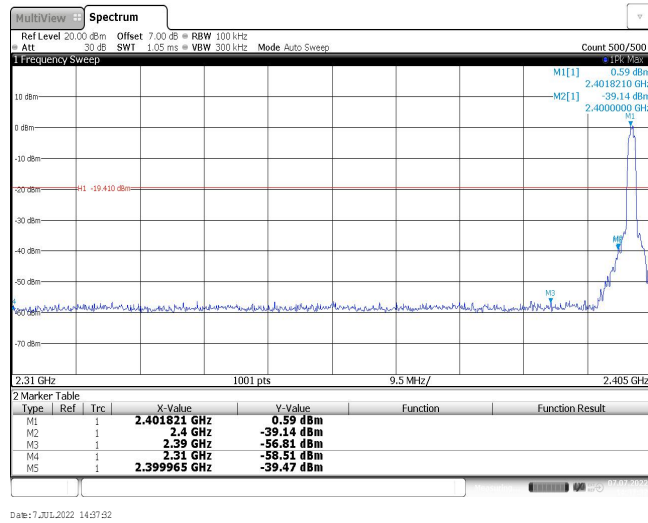
CH78  
Hopping mode



Date: 7/30/2022 14:24:47

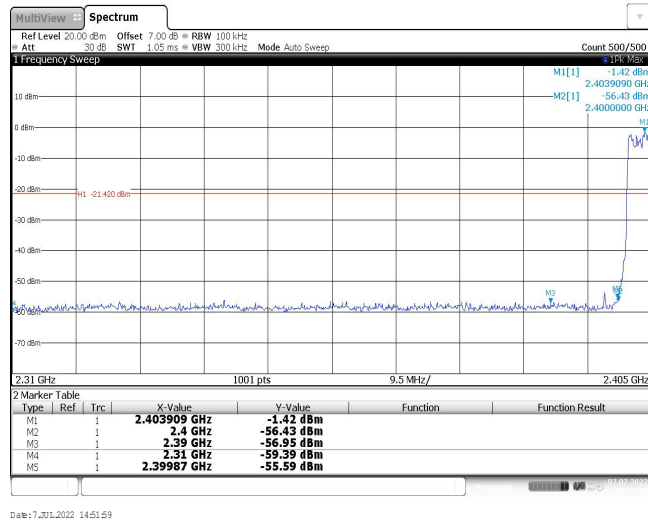
<b>Test Item:</b>	<b>Band edge</b>	<b>Modulation type:</b>	<b>8DPSK</b>
-------------------	------------------	-------------------------	--------------

CH00  
No hopping mode



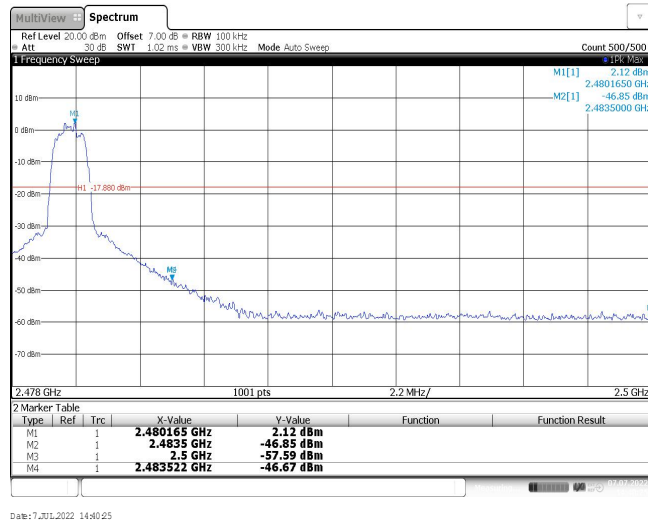
Date: 7 JUL 2022 14:37:32

CH00  
Hopping mode



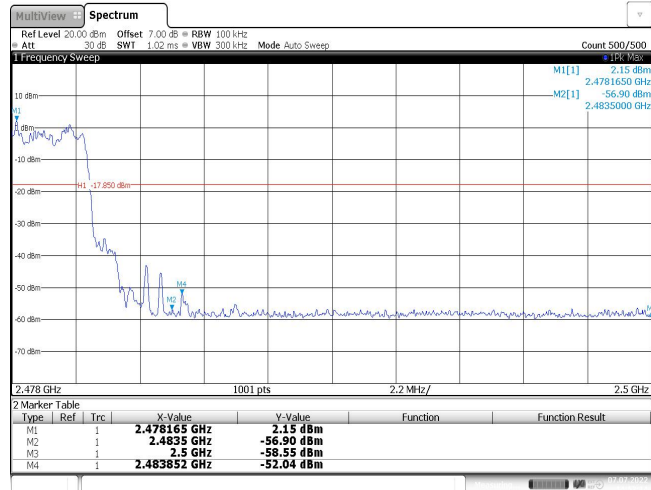
Date: 7 JUL 2022 14:51:59

CH78  
No hopping mode

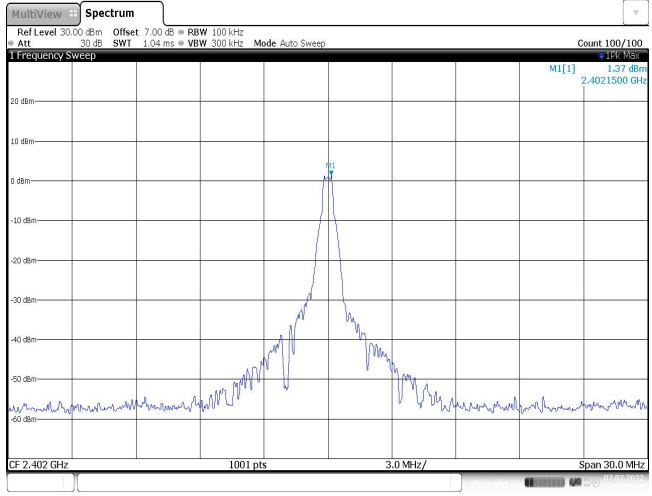
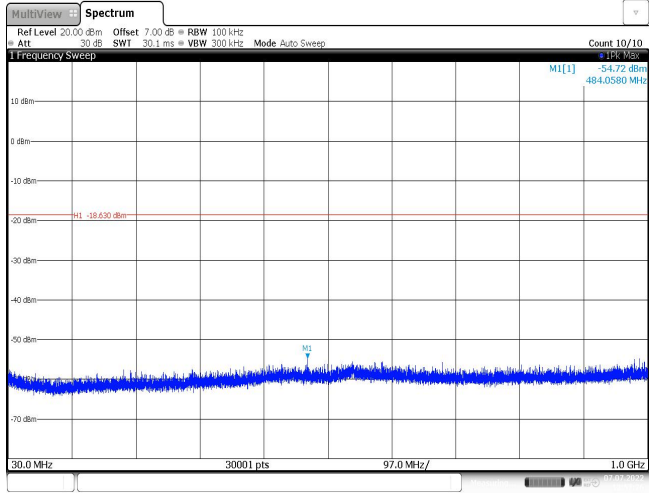
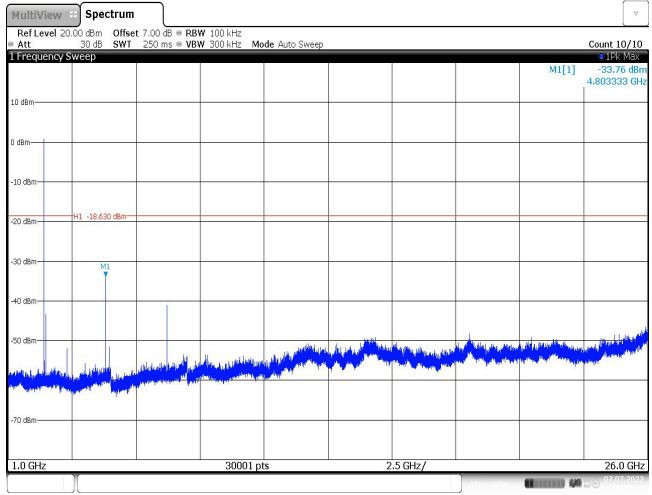


Date: 7 JUL 2022 14:40:25

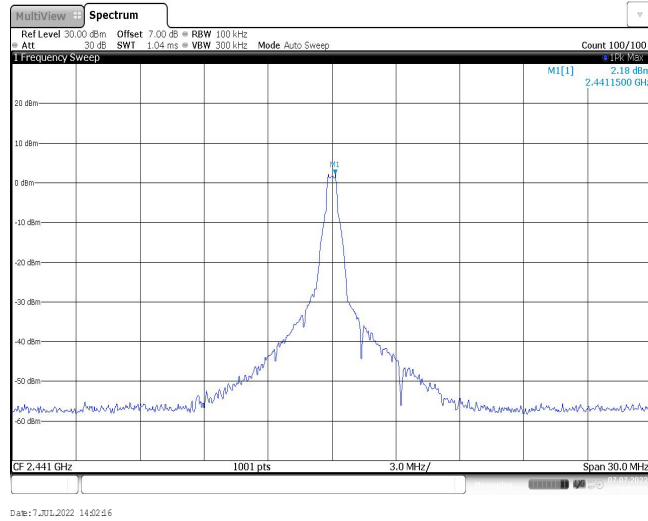
CH78  
Hoppig mode



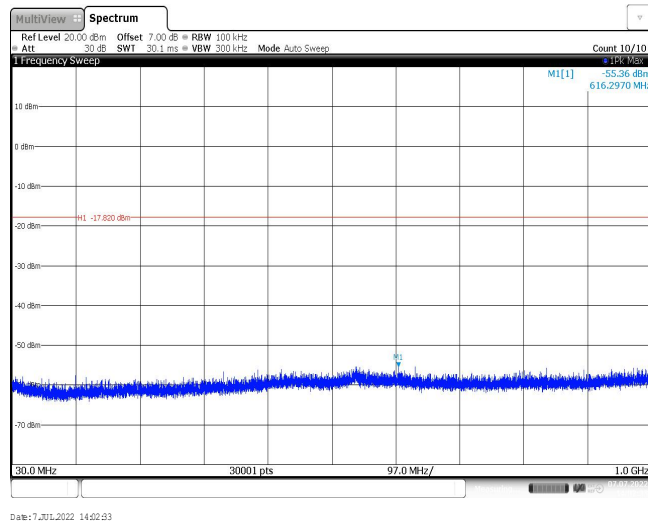
Date: 7/30/2022 14:52:14

Test Item:	Spurious Emission	Modulation type:	GFSK
<p>CH00 Reference level</p>	 <p>Date: 7/31/2022 13:57:10</p>		
<p>CH00 30MHz~1000MHz</p>	 <p>Date: 7/31/2022 13:57:27</p>		
<p>CH00 1GHz~26GHz</p>	 <p>Date: 7/31/2022 13:57:45</p>		

CH39  
Reference level



CH39  
30MHz~1000MHz



CH39  
1GHz~26GHz

