

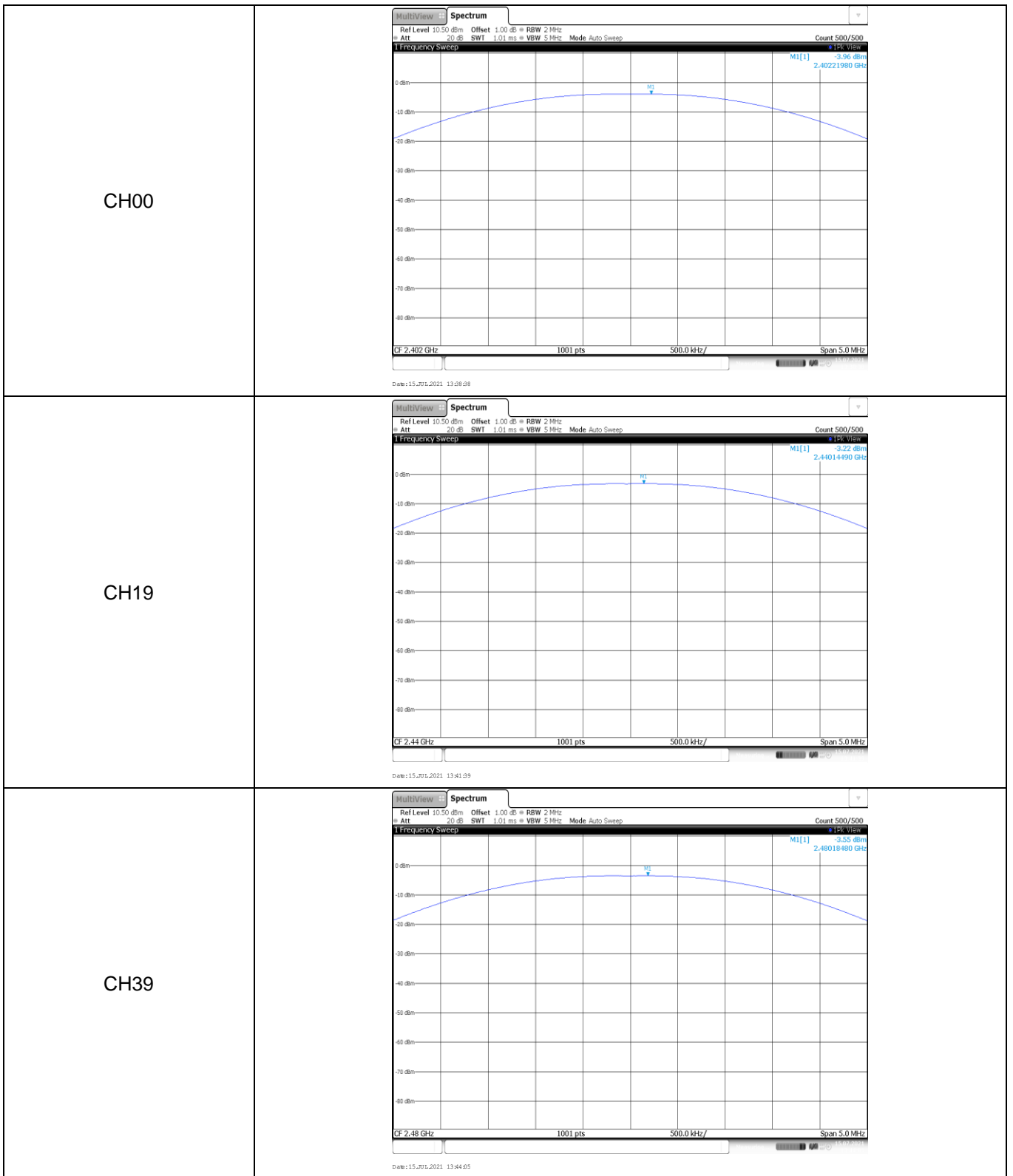
APPENDIX REPORT

Project No.	SHT2010073001EW	Radio Specification	Bluetooth BLE
Test sample No.	YPHT20100730003	Model No.	MX3K
Start test date	2021-07-15	Finish date	2021-07-15
Temperature	24.8°C	Humidity	29%
Test Engineer	Hailey Chen	Auditor	Xiaodong Zhu

Appendix clause	Test item	Result
A	Peak Output Power	PASS
B	Power Spectral Density	PASS
C	6 dB Bandwidth	PASS
D	99% Occupied Bandwidth	PASS
E	Duty cycle	PASS
F	Band edge and Spurious Emissions (conducted)	PASS

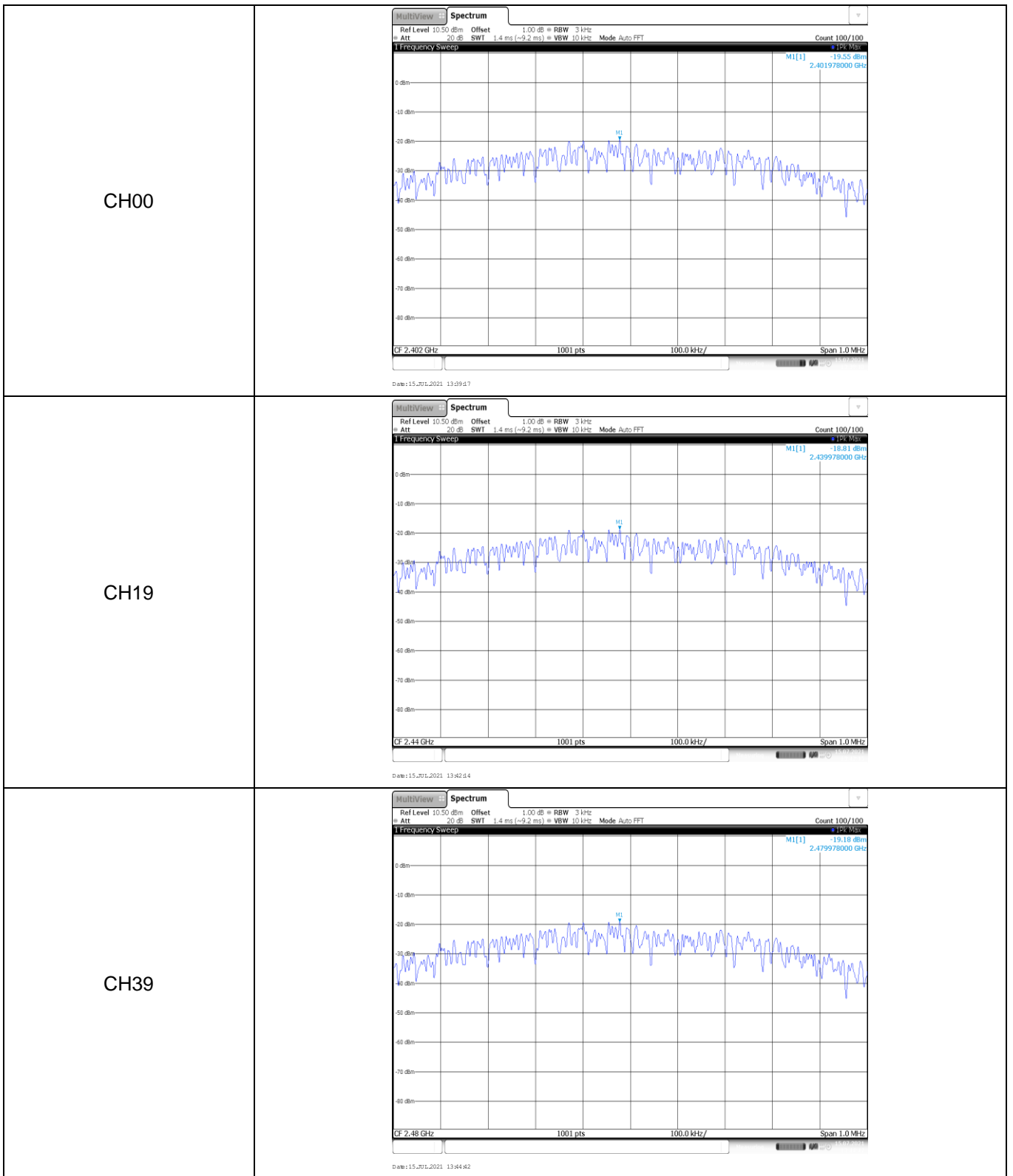
Appendix A: Peak Output Power

Type	Channel	Output power (dBm)	Average Output power (dBm)	Limit (dBm)	Result
BT-BLE	00	-3.96	-4.05	≤ 30.00	Pass
	19	-3.22	-3.30		
	39	-3.55	-3.62		



Appendix B: Power Spectral Density

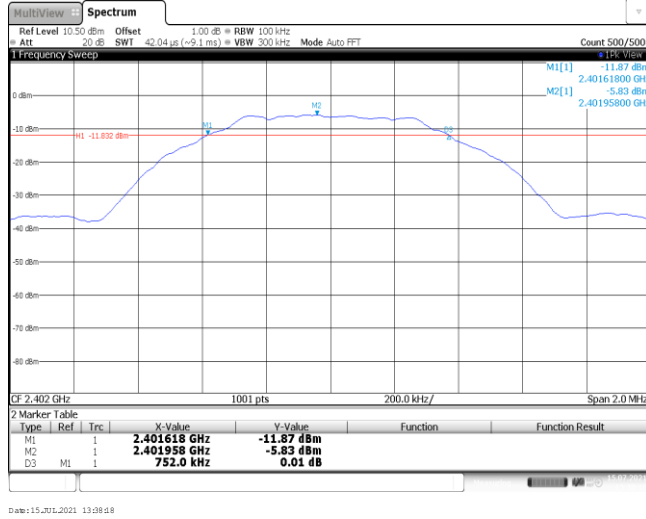
Type	Channel	Power Spectral Density(dBm/3KHz)	Limit (dBm/3KHz)	Result
BT-BLE	00	-19.55	≤8.00	Pass
	19	-18.81		
	39	-19.18		



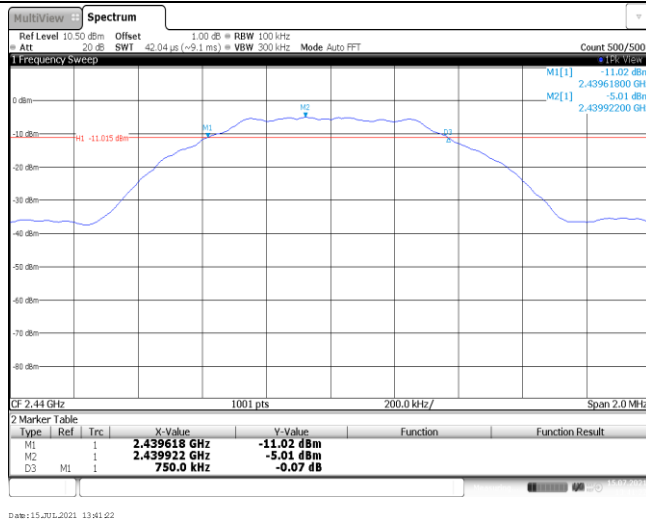
Appendix C: 6dB bandwidth

Type	Channel	6dB Bandwidth(kHz)	Limit (kHz)	Result
BT-BLE	00	752.00	≥500	Pass
	19	750.00		
	39	754.00		

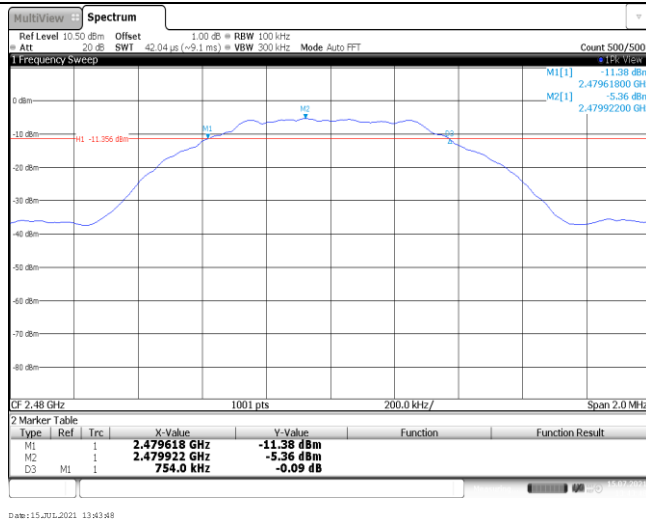
CH00



CH19



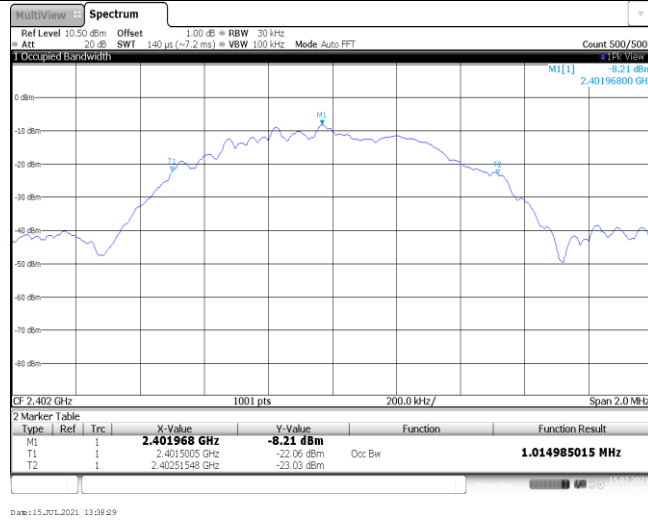
CH39



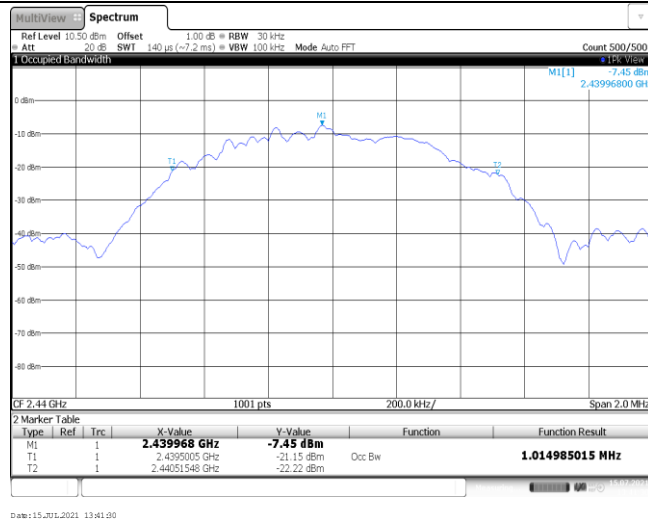
Appendix D: 99% Occupied Bandwidth

Type	Channel	99% Occupied Bandwidth(MHz)	Limit (kHz)	Result
BT-BLE	00	1.01	-	Pass
	19	1.01		
	39	1.01		

CH00



CH19

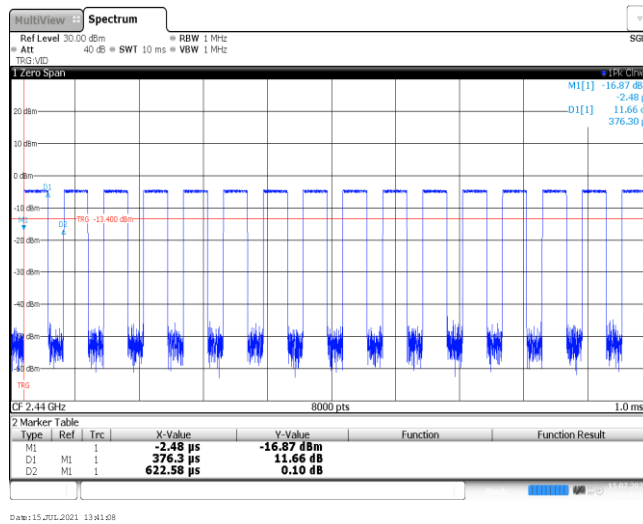


CH39

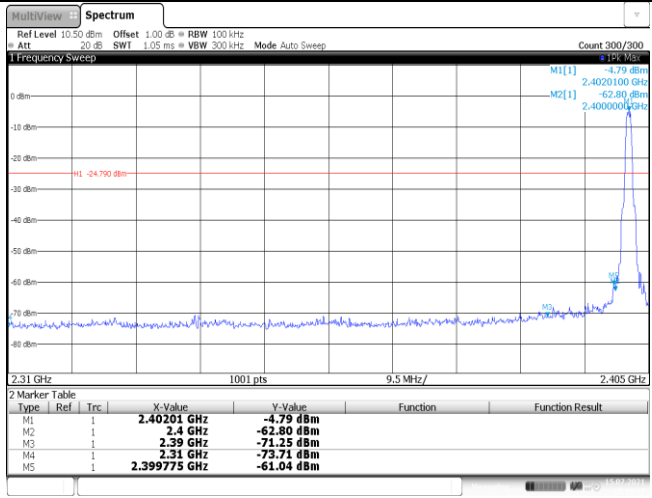
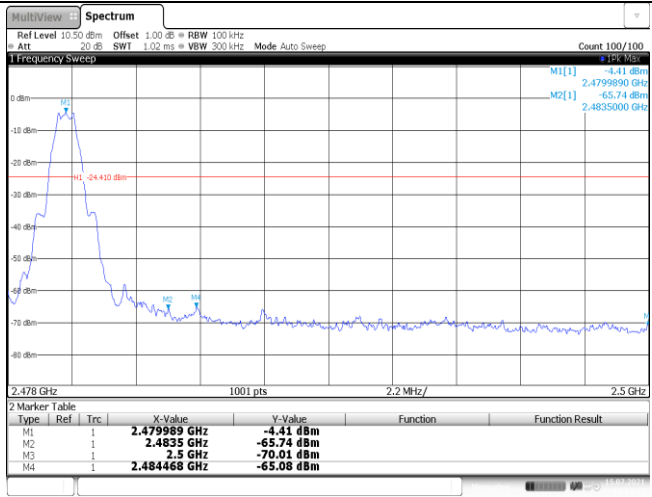


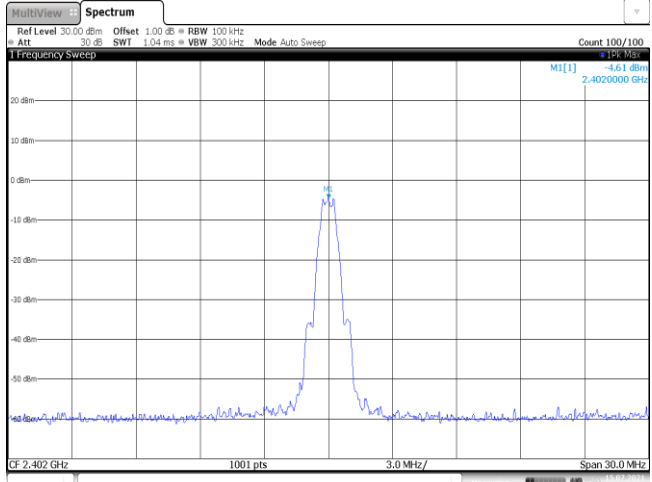
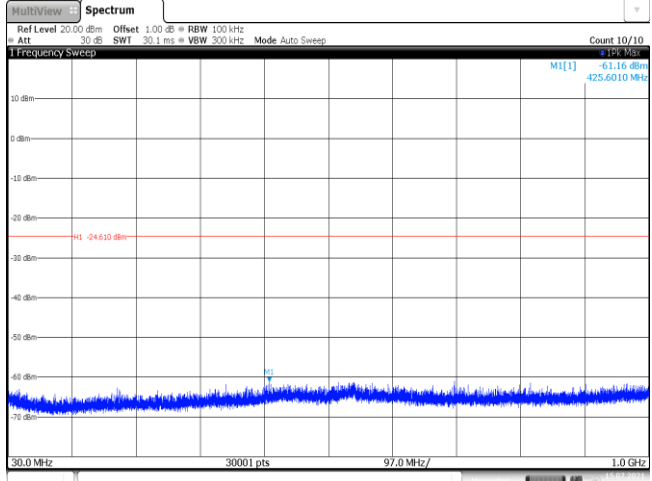
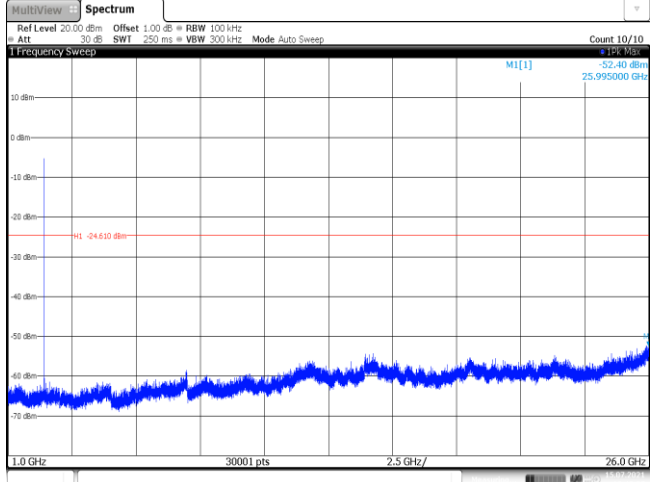
Appendix E: Duty cycle

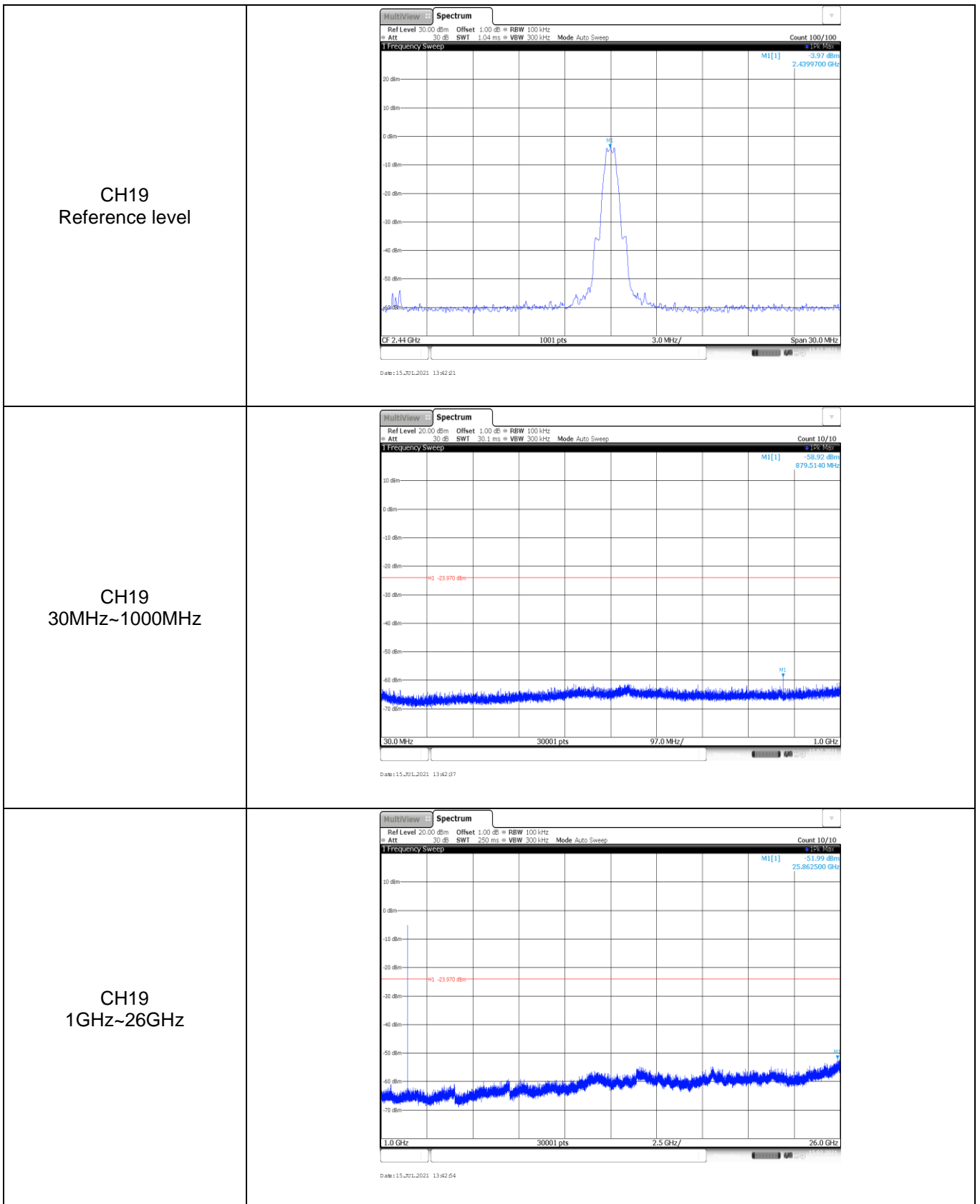
Test Frequency (MHz)	T _{on} time for single burst (ms)	T _{period} (ms)	Duty cycle	1/T _{on} time (kHz)
2440	0.38	0.62	61.3%	2.6

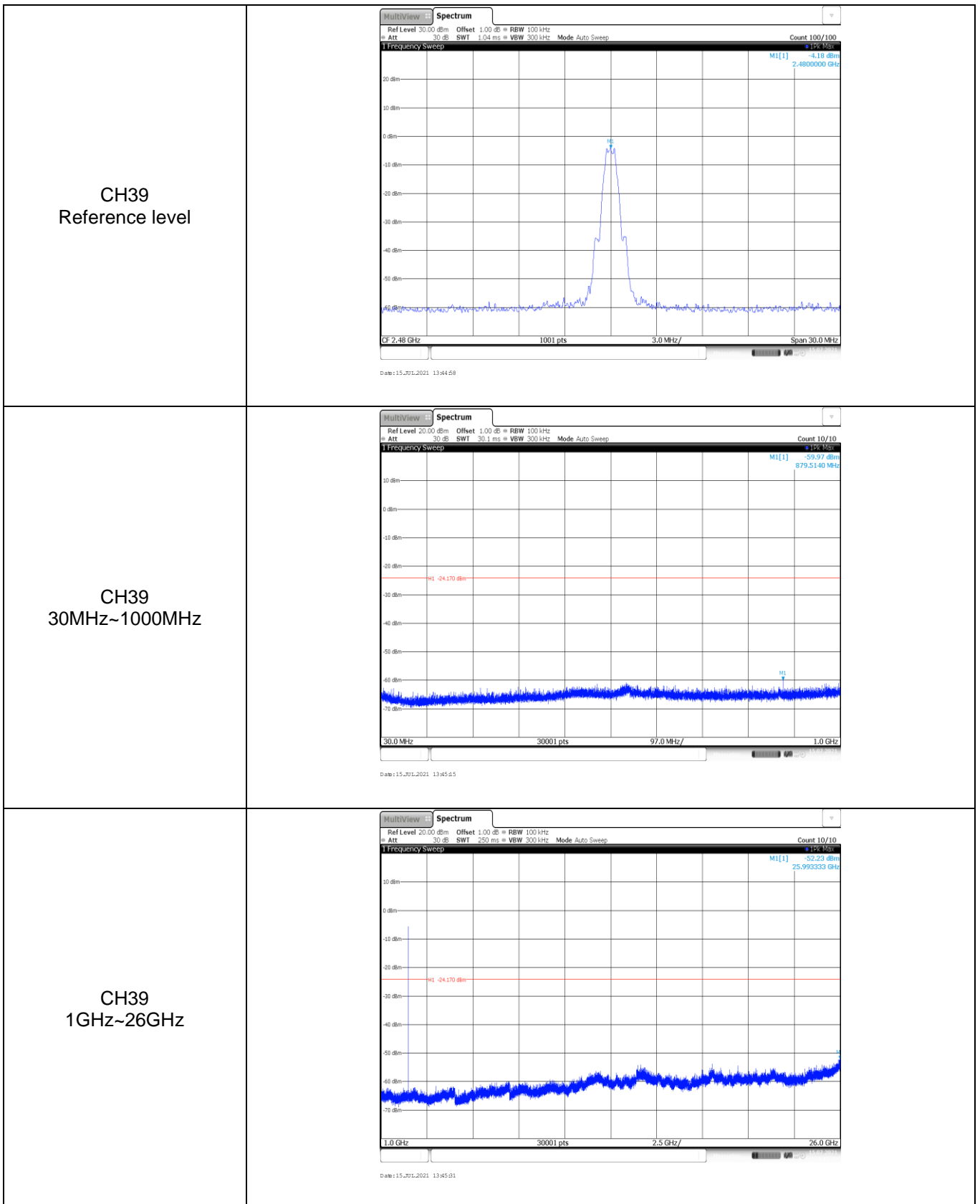


Appendix F: Band edge and Spurious Emissions (conducted)

Test Item:	Band edge																																										
<p style="text-align: center;">CH00</p>	 <p>2 Marker Table</p> <table border="1"> <thead> <tr> <th>Type</th> <th>Ref</th> <th>Trc</th> <th>X-Value</th> <th>Y-Value</th> <th>Function</th> <th>Function Result</th> </tr> </thead> <tbody> <tr> <td>M1</td> <td>1</td> <td></td> <td>2.40201 GHz</td> <td>-4.79 dBm</td> <td></td> <td></td> </tr> <tr> <td>M2</td> <td>1</td> <td></td> <td>2.4 GHz</td> <td>-62.80 dBm</td> <td></td> <td></td> </tr> <tr> <td>M3</td> <td>1</td> <td></td> <td>2.39 GHz</td> <td>-71.25 dBm</td> <td></td> <td></td> </tr> <tr> <td>M4</td> <td>1</td> <td></td> <td>2.31 GHz</td> <td>-73.71 dBm</td> <td></td> <td></td> </tr> <tr> <td>M5</td> <td>1</td> <td></td> <td>2.399775 GHz</td> <td>-61.04 dBm</td> <td></td> <td></td> </tr> </tbody> </table> <p>Date: 15.7.2021 13:39:27</p>	Type	Ref	Trc	X-Value	Y-Value	Function	Function Result	M1	1		2.40201 GHz	-4.79 dBm			M2	1		2.4 GHz	-62.80 dBm			M3	1		2.39 GHz	-71.25 dBm			M4	1		2.31 GHz	-73.71 dBm			M5	1		2.399775 GHz	-61.04 dBm		
Type	Ref	Trc	X-Value	Y-Value	Function	Function Result																																					
M1	1		2.40201 GHz	-4.79 dBm																																							
M2	1		2.4 GHz	-62.80 dBm																																							
M3	1		2.39 GHz	-71.25 dBm																																							
M4	1		2.31 GHz	-73.71 dBm																																							
M5	1		2.399775 GHz	-61.04 dBm																																							
<p style="text-align: center;">CH39</p>	 <p>2 Marker Table</p> <table border="1"> <thead> <tr> <th>Type</th> <th>Ref</th> <th>Trc</th> <th>X-Value</th> <th>Y-Value</th> <th>Function</th> <th>Function Result</th> </tr> </thead> <tbody> <tr> <td>M1</td> <td>1</td> <td></td> <td>2.479989 GHz</td> <td>-4.41 dBm</td> <td></td> <td></td> </tr> <tr> <td>M2</td> <td>1</td> <td></td> <td>2.4833 GHz</td> <td>-65.74 dBm</td> <td></td> <td></td> </tr> <tr> <td>M3</td> <td>1</td> <td></td> <td>2.5 GHz</td> <td>-70.01 dBm</td> <td></td> <td></td> </tr> <tr> <td>M4</td> <td>1</td> <td></td> <td>2.484468 GHz</td> <td>-65.08 dBm</td> <td></td> <td></td> </tr> </tbody> </table> <p>Date: 15.7.2021 13:44:52</p>	Type	Ref	Trc	X-Value	Y-Value	Function	Function Result	M1	1		2.479989 GHz	-4.41 dBm			M2	1		2.4833 GHz	-65.74 dBm			M3	1		2.5 GHz	-70.01 dBm			M4	1		2.484468 GHz	-65.08 dBm									
Type	Ref	Trc	X-Value	Y-Value	Function	Function Result																																					
M1	1		2.479989 GHz	-4.41 dBm																																							
M2	1		2.4833 GHz	-65.74 dBm																																							
M3	1		2.5 GHz	-70.01 dBm																																							
M4	1		2.484468 GHz	-65.08 dBm																																							

Test Item:	SE
<p>CH00 Reference level</p>	 <p>Ref Level 30.00 dBm Offset 1.00 dB BW 100 kHz Att 30 dB SWI 1.04 ms VBW 300 kHz Mode Auto Sweep Count 100/100 MI[1] -4.61 dBm 2.4020000 GHz CF 2.402 GHz 1001 pts 3.0 MHz/ Span 30.0 MHz Date:15-Jul-2021 13:39:25</p>
<p>CH00 30MHz~1000MHz</p>	 <p>Ref Level 20.00 dBm Offset 1.00 dB BW 100 kHz Att 30 dB SWI 30.1 ms VBW 300 kHz Mode Auto Sweep Count 10/10 MI[1] -61.16 dBm 425.6010 MHz HI -24.610 dBm 30.0 MHz 30001 pts 97.0 MHz/ 1.0 GHz Date:15-Jul-2021 13:39:51</p>
<p>CH00 1GHz~26GHz</p>	 <p>Ref Level 20.00 dBm Offset 1.00 dB BW 100 kHz Att 30 dB SWI 250 ms VBW 300 kHz Mode Auto Sweep Count 10/10 MI[1] -52.40 dBm 25.995000 GHz HI -24.610 dBm 1.0 GHz 30001 pts 2.5 GHz/ 26.0 GHz Date:15-Jul-2021 13:40:07</p>





-----End of Report-----