

POWERLINE CONDUCTED EMISSIONS




element
WTD.2020.12.03.1
EmiR5 2021.01.08.0, PSA-ESCI
2021.01.22.0



POWERLINE CONDUCTED EMISSIONS




element
WTD.2020.12.03.1
EmiR5 2021.01.08.0, PSA-ESCI
2021.01.22.0



SPURIOUS RADIATED EMISSIONS



PSA-ESCI 2021.03.17.0



SPURIOUS RADIATED EMISSIONS




PSA-ESCI 2021.03.17.0



DIRECT CONNECT



XMit 2020.12.30.0



DIRECT CONNECT



XMit 2020.12.30.0

