

# RFD-L50A manual

## 1. Product description

RFD-L50A is a high-performance UHF RFID reader product. The charging interface of RFD-L50A adopts Type-C interface design, which has strong versatility. It adopts Bluetooth 5.0 design and complies with NCC, CE and SRCC standards, with wide coverage and high communication speed. RFD-L50A adopts plastic shell, ultrasonic welding technology, simple and beautiful appearance, small and light, strong and durable. Through the magnetic back clip, it can be perfectly matched with specific mobile phones.

Product advantages:

1. Sensitive reception, high performance;
2. Excellent performance with low power consumption;
3. Using integrated radio frequency chip, module performance is stable;
4. Using carrier wave elimination technology, the accuracy of tag reading is good and the range is wide;
5. Enhanced noise suppression function for reliable data capture;
6. Good anti-interference performance;
7. Designed with a plastic shell, the appearance is small and light, strong and durable;
8. Universal Type-C interface design;
9. Wide coverage and high communication rate;
10. Adopt the magnetic installation method, which is convenient and quick;
11. Integrated battery charge and discharge management module to ensure the

safety of the battery.

## 2. Product technical parameters

NO.	name	parameter
1	Appearance size	110*62*16mm
2	Appearance design	Plastic shell design
3	Back clamp installation method	magnetic
4	Communication interface	Type-C
5	Antenna type	Circular polarization ceramic directional antenna
6	Working temperature detection	stand by
7	Interface communication rate	115200bps
8	Write distance	0~1m (Related to tag type, transmission power and application environment)
9	Reading distance	0~3m (Related to tag type, transmission power and application environment)
13	Output Power	Software adjustable, step interval 1.0dB, 0dBm~+10dBm
14	Support work area	China 1, China 2 US, Canada and other regions following U.S. FCC Europe and other regions following ETSI EN 302 208 with & without LBT regulations Japan Korea Malaysia Taiwan
15	Working frequency	840~960 MHz
16	Label agreement	EPC global UHF Class 1 Gen 2 / ISO 18000-6C
17	Storage temperature	-30~+70°C
18	Working humidity	≤95% (+25°C)
19	Operating temperature	0~+65°C
20	Power supply	Built-in polymer lithium battery, using USB interface to charge
21	battery capacity	2500mAh/3.7V

22	operating hours	6 hours/balanced mode
----	-----------------	-----------------------

### 3. Product appearance size

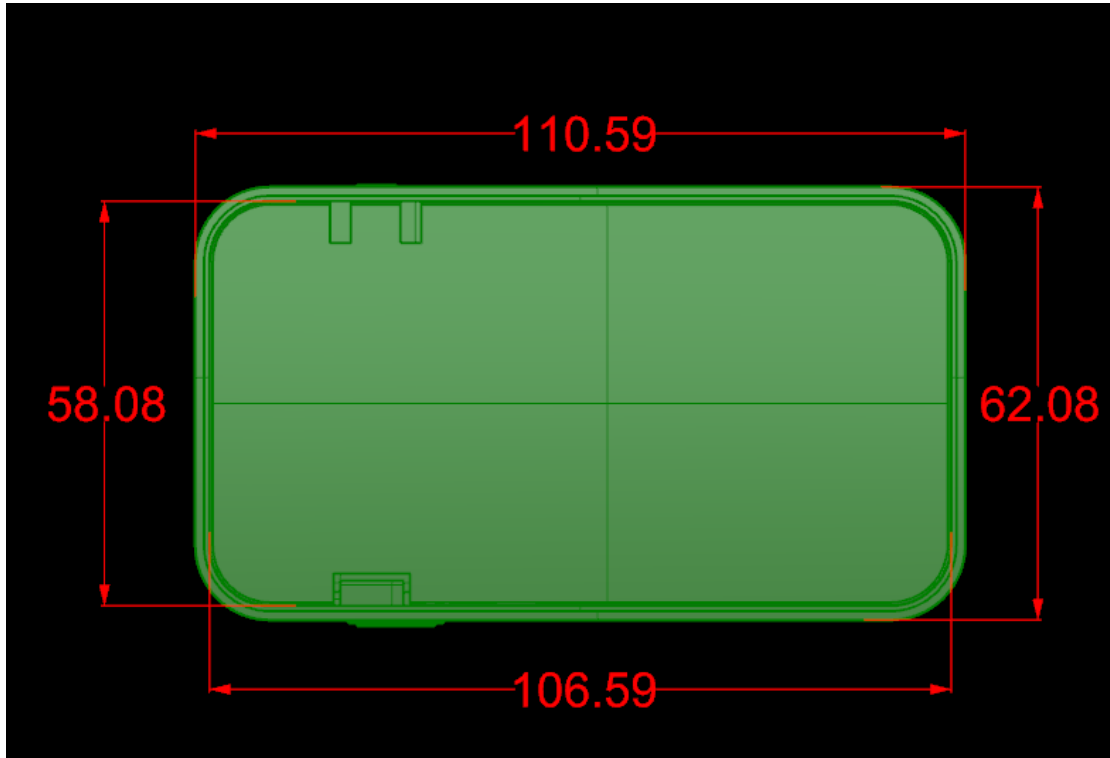


Figure 1 Product design drawing (the exact size is subject to the actual product)



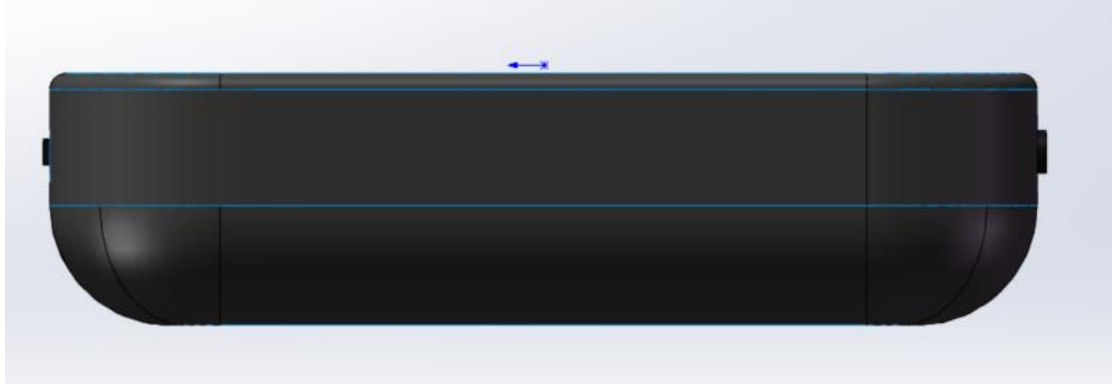
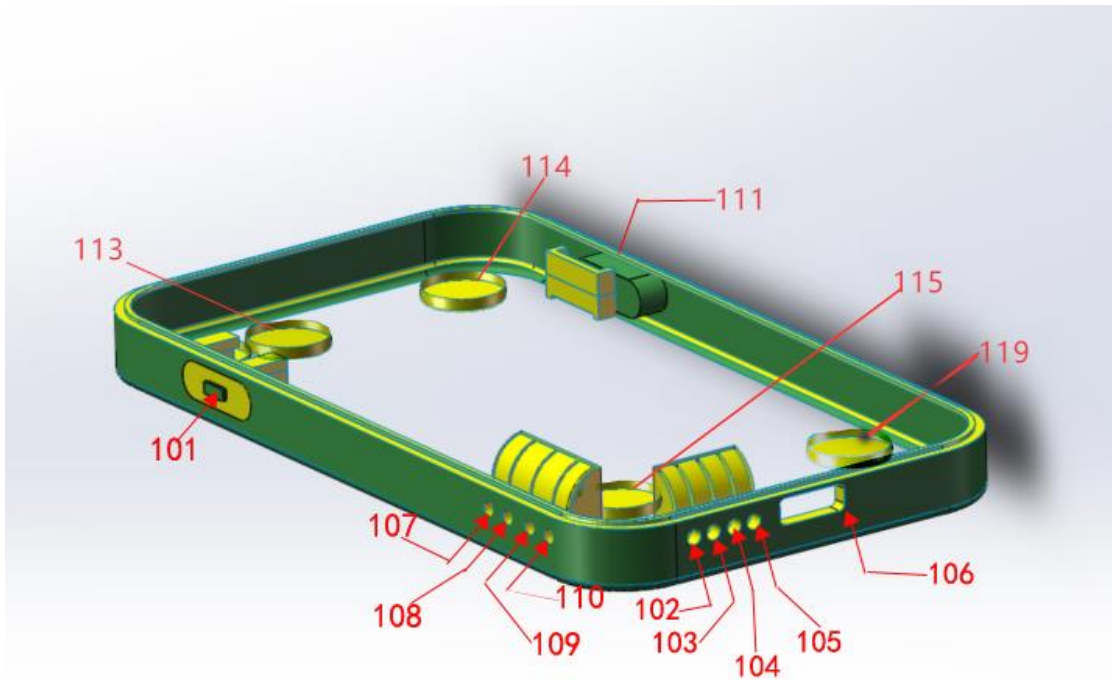


Figure 2 The actual product picture (the exact size is subject to the actual product)

#### 4. interface function description



Name	Description
111: Touch to open the key	Short press (50-2000ms) button to turn on the device Short press twice in quick succession to shut down.
	<b>Press the button twice continuously within 1 second to shut down the device.</b>
101: Push and pull to open the key	Push to the top to read the label, otherwise stop reading.
105: Power green indicator	The device is in a charging state or a low battery state, and the light flashes.
	The device is fully charged or discharged normally, and the lamp is constant.
104: connection indicator	When connection is successful, the light is always on.
103: Reading standard green indicator	When the tag data is read, the light flashes.
102: Toggle switch status indicator	Push to the top to read the label, otherwise stop reading.
110: Charging white indicator light 1	Lights up only when charging.
109: Charging white indicator light 2	It lights up only when the battery is charged to more than 90%.
108: discharge yellow indicator light	In the discharge state, the light will light up when the battery level is 40%-20%.
107: Discharge red indicator light	It lights up when the battery is less than 20% in the discharge state.
106: USB interface	Maximum support 5V/2A fast charge function.

## **FCC Statement**

This equipment has been tested and found to comply with the limits for a Class B digital device, pursuant to part 15 of the FCC Rules. These limits are designed to provide reasonable protection against harmful interference in a residential installation. This equipment generates, uses and can radiate radio frequency energy and, if not installed and used in accordance with the instructions, may cause harmful interference to radio communications. However, there is no guarantee that interference will not occur in a particular installation. If this equipment does cause harmful interference to radio or television reception, which can be determined by turning the equipment off and on, the user is encouraged to try to correct the interference by one or more of the following measures:

- Reorient or relocate the receiving antenna.
- Increase the separation between the equipment and receiver.
- Connect the equipment into an outlet on a circuit different from that to which the receiver is connected.
- Consult the dealer or an experienced radio/TV technician for help.

Caution: Any changes or modifications to this device not explicitly approved by manufacturer could void your authority to operate this equipment.

This device complies with part 15 of the FCC Rules. Operation is subject to the following two conditions: (1) This device may not cause harmful interference, and (2) this device must accept any interference received, including interference that may cause undesired operation.

## **RF Exposure Information**

The device has been evaluated to meet general RF exposure requirement. The device can be used in portable exposure condition without restriction.