

Appendix IV EUT Internal Photographs

Photo 6 Internal of EUT



Photo 7 Internal of EUT




Photo 8 Internal of EUT




Photo 9 Internal of EUT




Photo 10 Appearance of PCB



Photo 11 Appearance of PCB




Photo 12 Appearance of PCB




Photo 13 Appearance of Battery




Photo 14 Appearance of PCB




Photo 15 Appearance of PCB




Photo 16 Appearance of PCB



Photo 17 Appearance of PCB




Photo 18 Appearance of PCB




Photo 19 Appearance of PCB

