



Appendix E

RF Test Data for 5.8GWIFI (Conducted Measurement)

Product Name: Tablet PC

Test Model: T10_Pro

Environmental Conditions

Temperature:	23.8° C
Relative Humidity:	52.1%
ATM Pressure:	100.0 kPa
Test Engineer:	Paddi Chen
Supervised by:	Nick Peng





E.1 Min emission bandwidth


Test Result

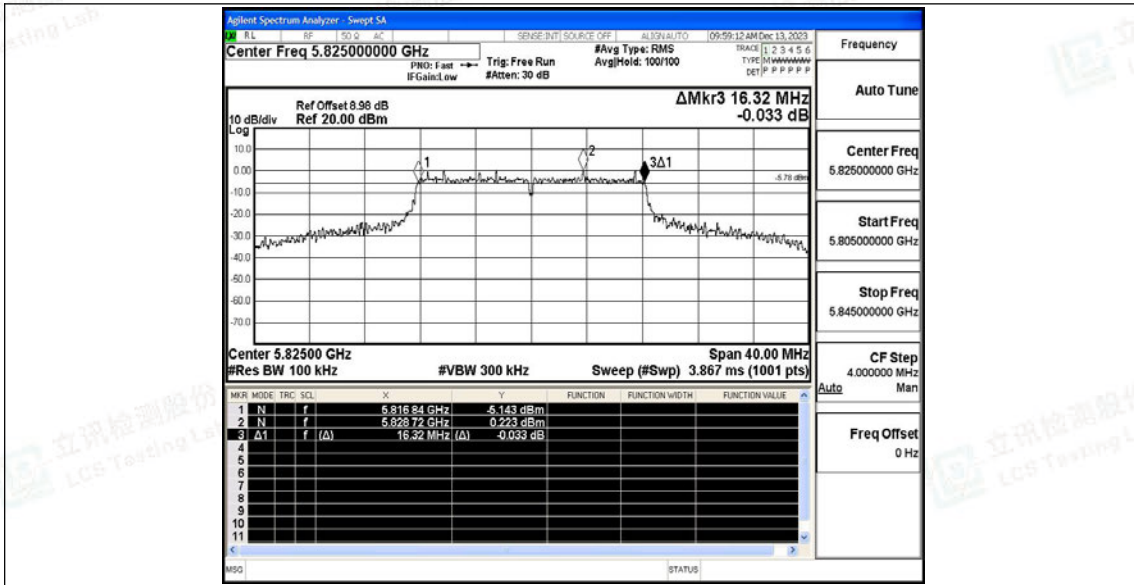
TestMode	Antenna	Frequency[MHz]	6db EBW [MHz]	FL[MHz]	FH[MHz]	Limit[MHz]	Verdict
11A	Ant1	5745	16.320	5736.840	5753.160	0.5	PASS
		5785	16.280	5776.840	5793.120	0.5	PASS
		5825	16.320	5816.840	5833.160	0.5	PASS
11N20SISO	Ant1	5745	17.400	5736.200	5753.600	0.5	PASS
		5785	17.240	5776.360	5793.600	0.5	PASS
		5825	17.000	5816.480	5833.480	0.5	PASS
11N40SISO	Ant1	5755	35.520	5737.240	5772.760	0.5	PASS
		5795	35.840	5776.920	5812.760	0.5	PASS
11AC20SISO	Ant1	5745	17.160	5736.360	5753.520	0.5	PASS
		5785	17.400	5776.240	5793.640	0.5	PASS
		5825	17.080	5816.400	5833.480	0.5	PASS
11AC40SISO	Ant1	5755	35.840	5736.920	5772.760	0.5	PASS
		5795	35.360	5777.320	5812.680	0.5	PASS
11AC80SISO	Ant1	5775	75.520	5737.080	5812.600	0.5	PASS



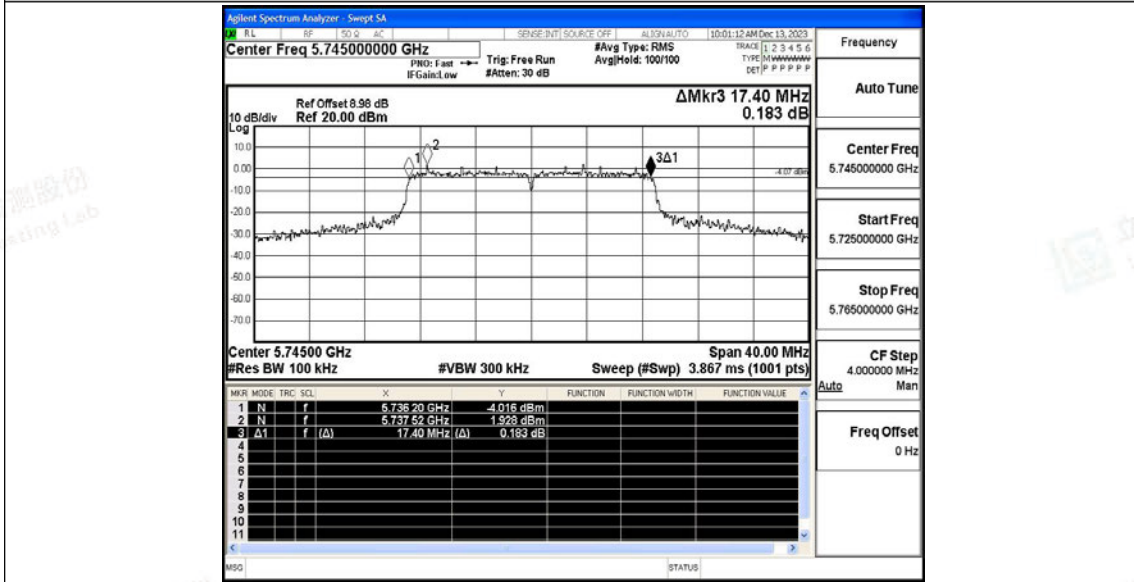


Test Graphs



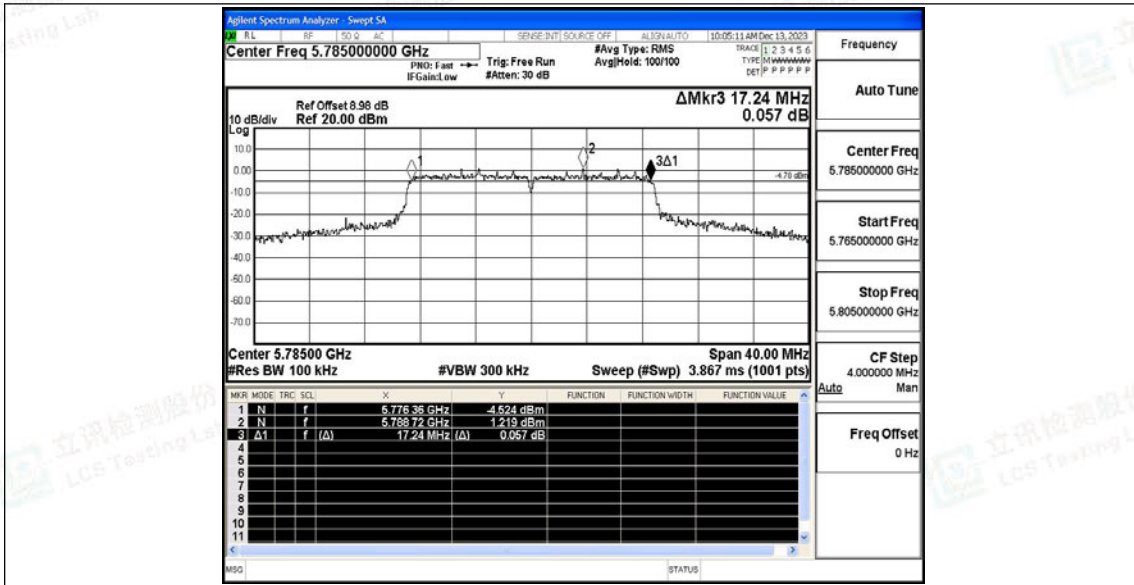


11N20SISO_Ant1_5745

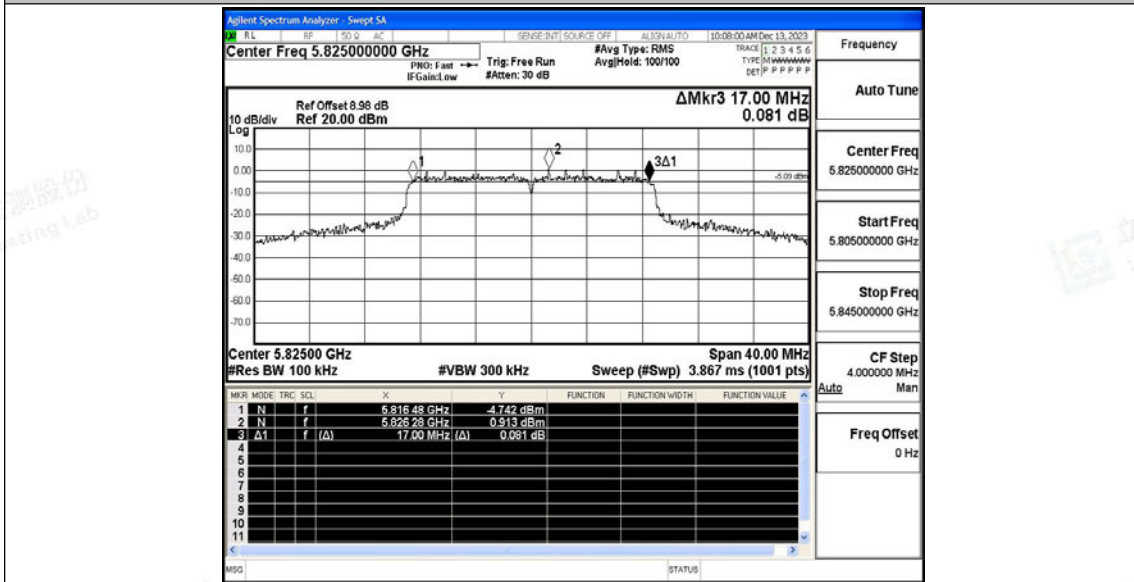


11N20SISO_Ant1_5785



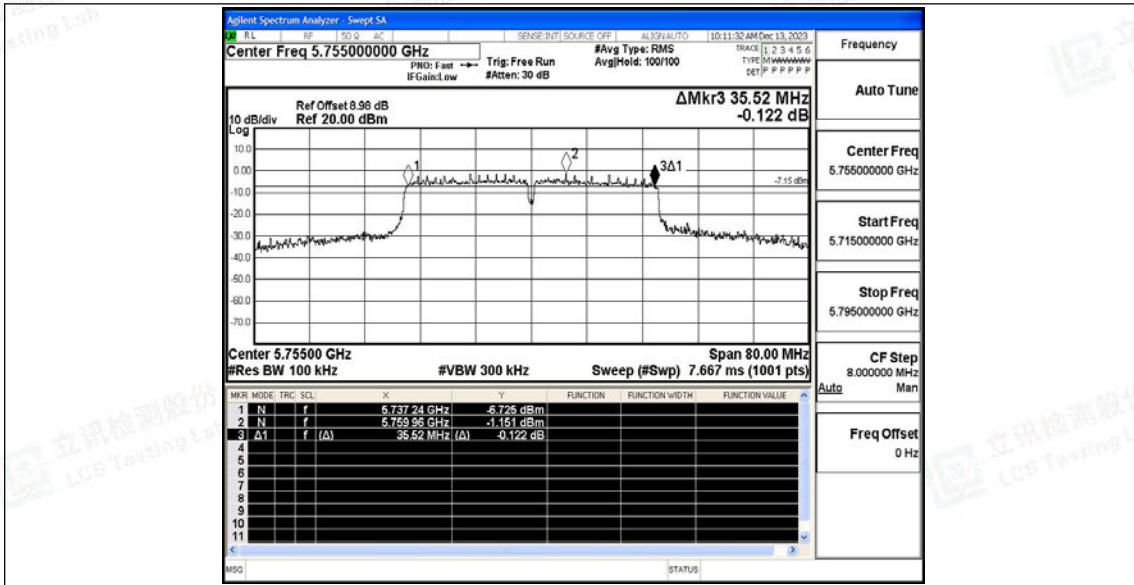


11N20SISO_Ant1_5825

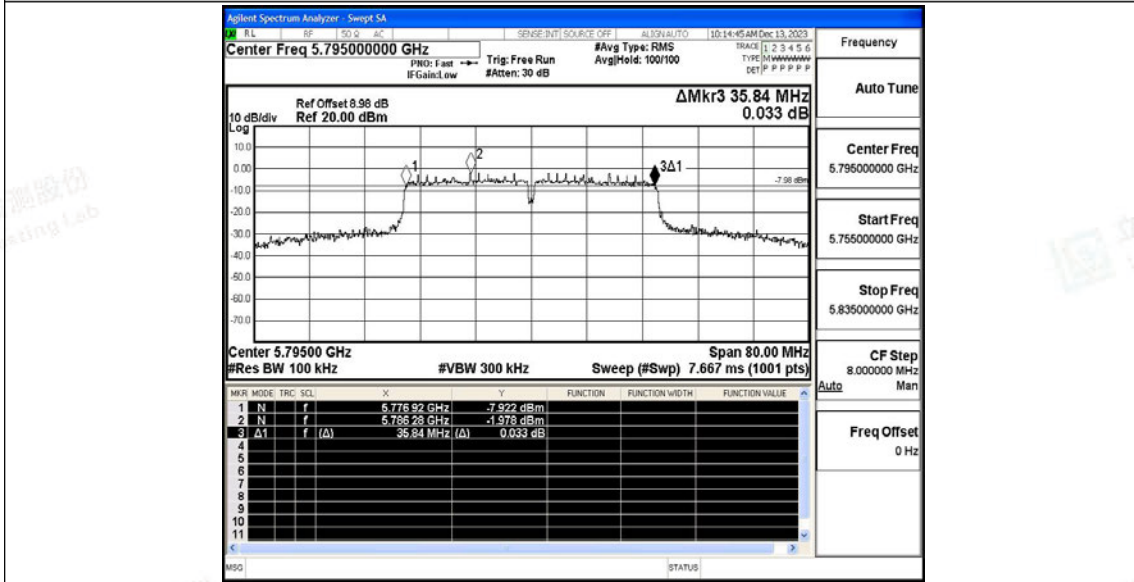


11N40SISO_Ant1_5755



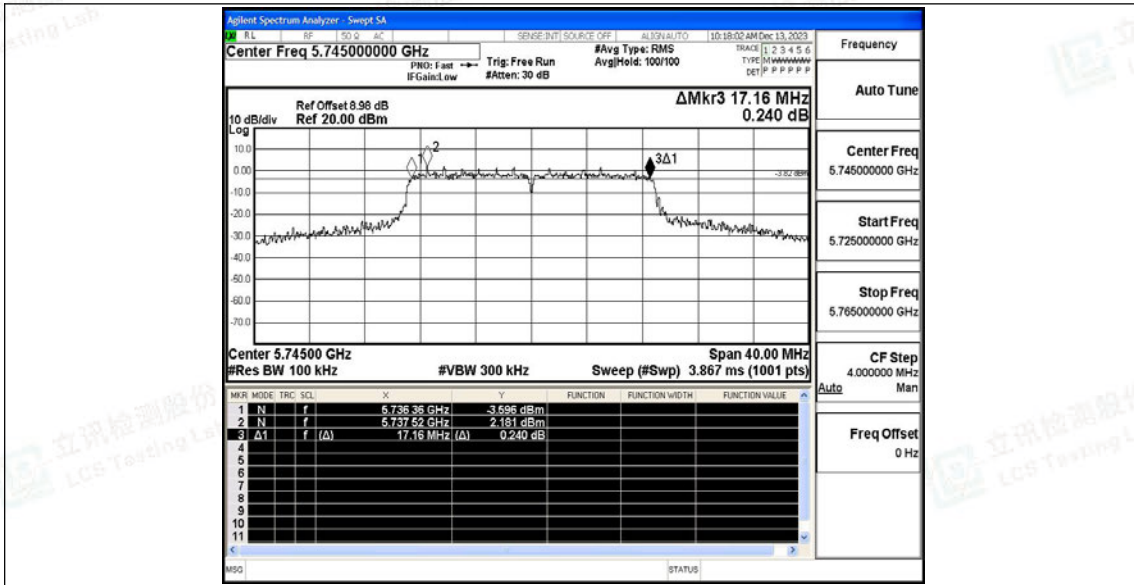


11N40SISO_Ant1_5795

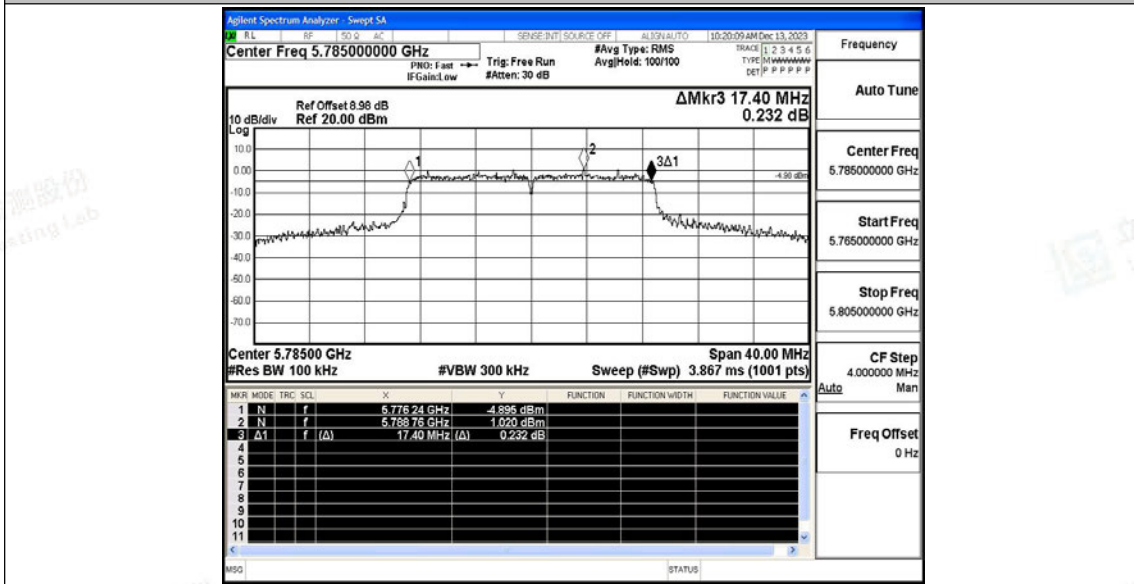


11AC20SISO_Ant1_5745



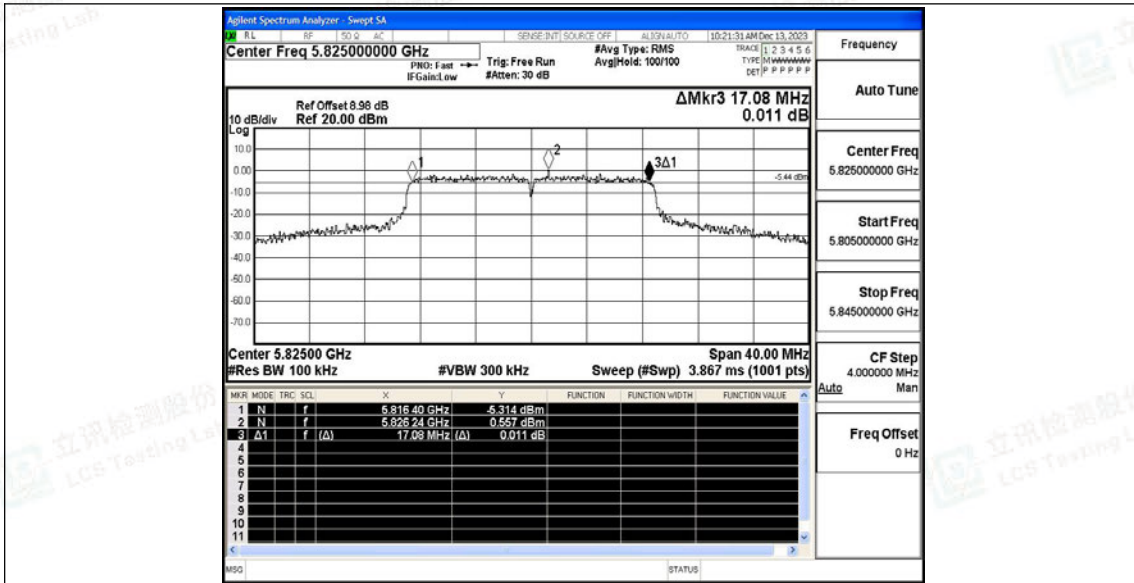


11AC20SISO_Ant1_5785

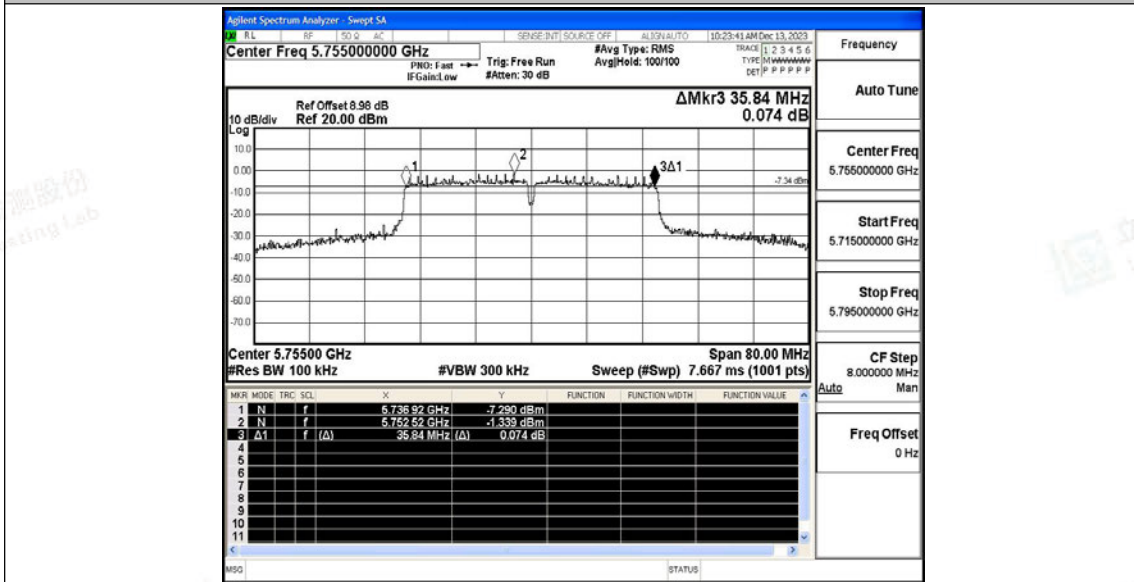


11AC20SISO_Ant1_5825



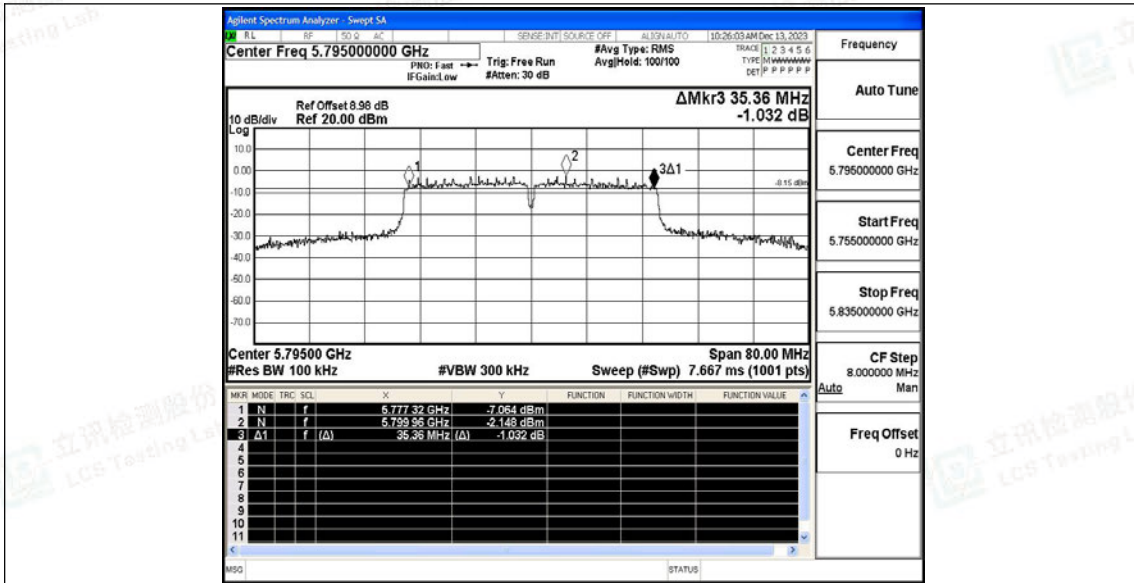


11AC40SISO_Ant1_5755

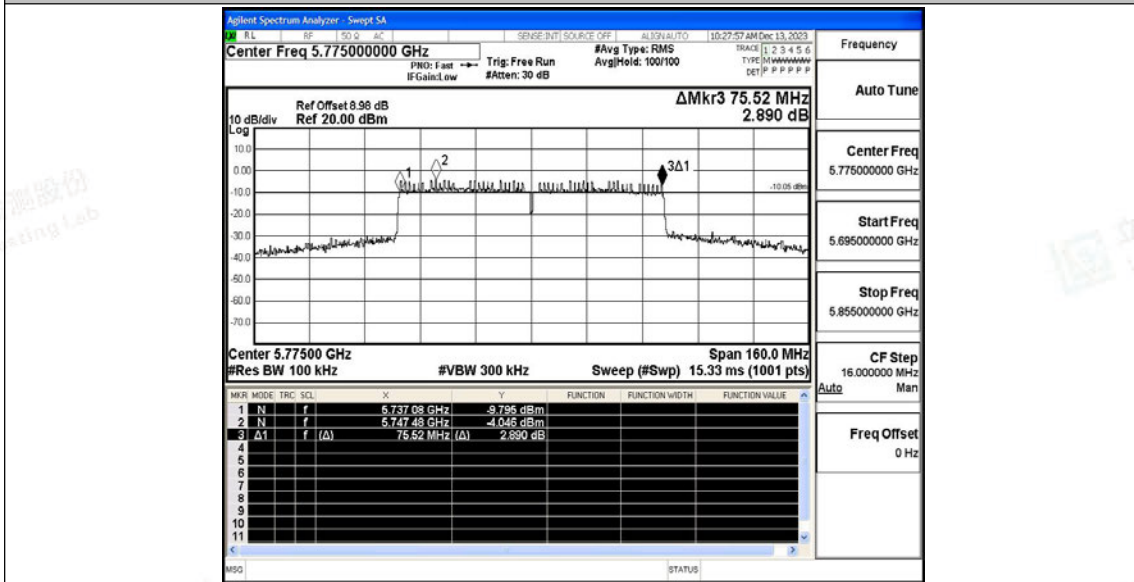


11AC40SISO_Ant1_5795





11AC80SISO_Ant1_5775





E.2 Maximum conducted output power

Test Result Channel Power

Test Mode	Antenna	Frequency[MHz]	Channel Power [dBm]	Duty Cycle [%]	DC Factor [dBm]	Result [dBm]	Limit [dBm]	Verdict
11A	Ant1	5745	12.76	95.21	0.21	12.97	≤30.00	PASS
		5785	11.89	95.89	0.18	12.07	≤30.00	PASS
		5825	11.16	95.89	0.18	11.34	≤30.00	PASS
11N20SISO	Ant1	5745	12.86	95.16	0.22	13.08	≤30.00	PASS
		5785	12.27	94.40	0.25	12.52	≤30.00	PASS
		5825	11.56	95.16	0.22	11.78	≤30.00	PASS
11N40SISO	Ant1	5755	12.52	89.23	0.49	13.01	≤30.00	PASS
		5795	11.85	89.23	0.49	12.34	≤30.00	PASS
11AC20SISO	Ant1	5745	13.04	95.20	0.21	13.25	≤30.00	PASS
		5785	12.21	95.20	0.21	12.42	≤30.00	PASS
		5825	11.38	95.20	0.21	11.59	≤30.00	PASS
11AC40SISO	Ant1	5755	12.25	89.39	0.49	12.74	≤30.00	PASS
		5795	11.45	90.91	0.41	11.86	≤30.00	PASS
11AC80SISO	Ant1	5775	11.61	83.33	0.79	12.40	≤30.00	PASS

Note: The Duty Cycle Factor is compensated in the graph.





E.3 Maximum power spectral density

Test Result

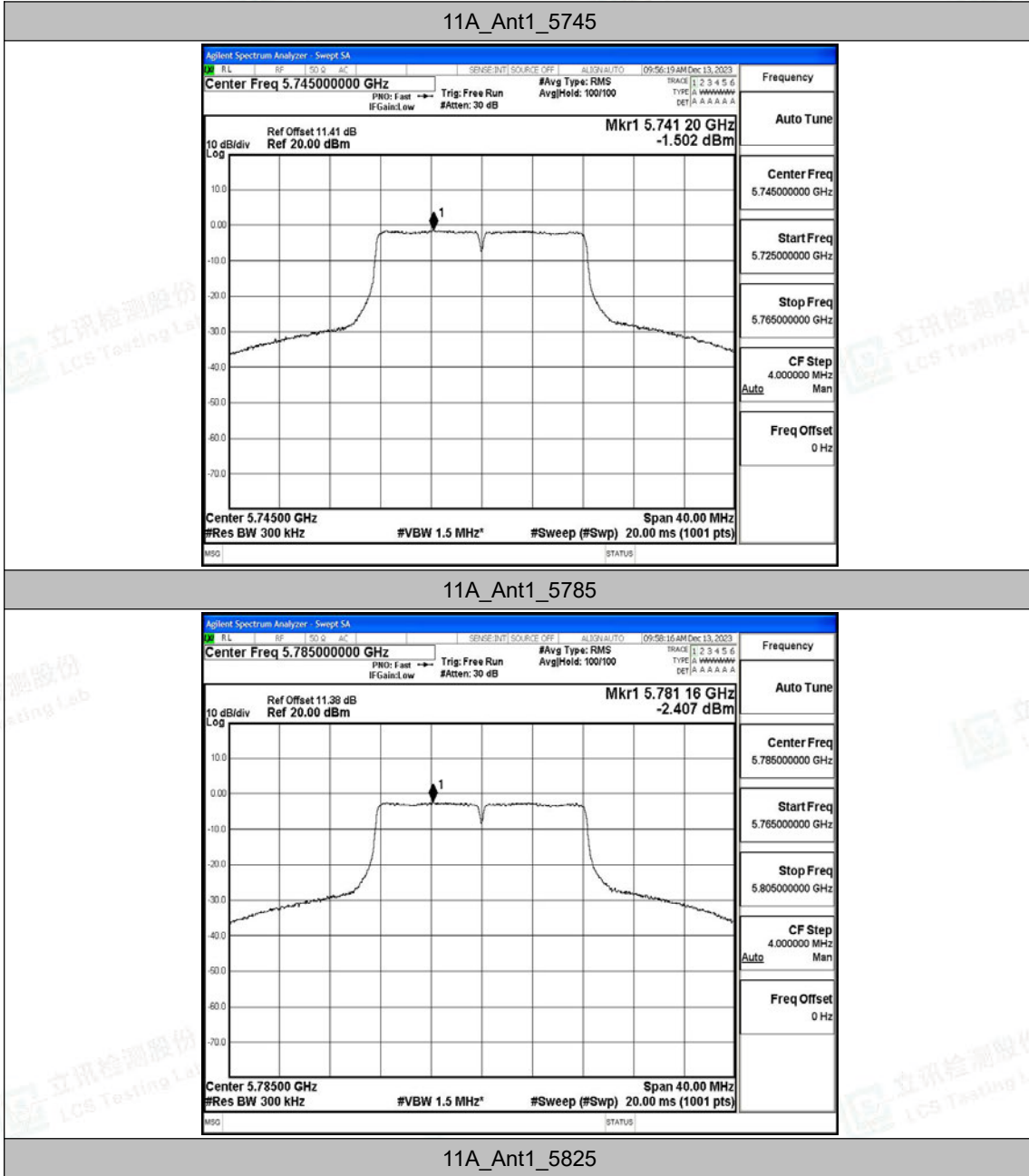
TestMode	Antenna	Frequency[MHz]	Result [dBm/500kHz]	Limit [dBm/500kHz]	Verdict
11A	Ant1	5745	-1.5	≤30.00	PASS
		5785	-2.41	≤30.00	PASS
		5825	-2.98	≤30.00	PASS
11N20SISO	Ant1	5745	-1.61	≤30.00	PASS
		5785	-2.1	≤30.00	PASS
		5825	-3.05	≤30.00	PASS
11N40SISO	Ant1	5755	-4.36	≤30.00	PASS
		5795	-5.13	≤30.00	PASS
11AC20SISO	Ant1	5745	-1.46	≤30.00	PASS
		5785	-2.31	≤30.00	PASS
		5825	-3.24	≤30.00	PASS
11AC40SISO	Ant1	5755	-4.58	≤30.00	PASS
		5795	-5.54	≤30.00	PASS
11AC80SISO	Ant1	5775	-7.43	≤30.00	PASS

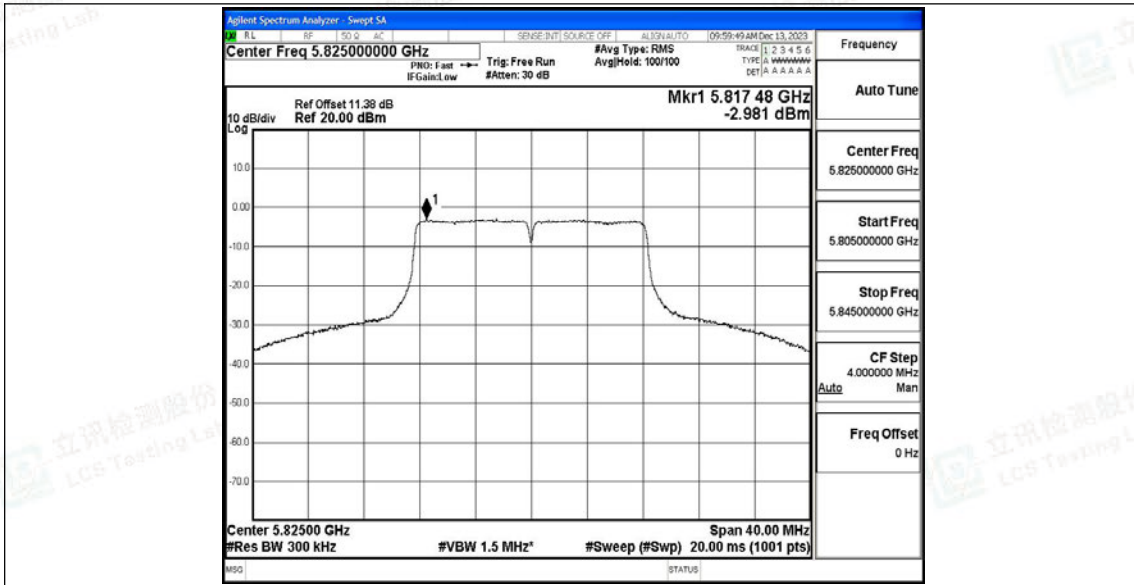
Note: 1.The Result and Limit Unit is dBm/500 kHz in the band 5.725–5.85 GHz.
 2.The Duty Cycle Factor and RBW Factor is compensated in the graph.



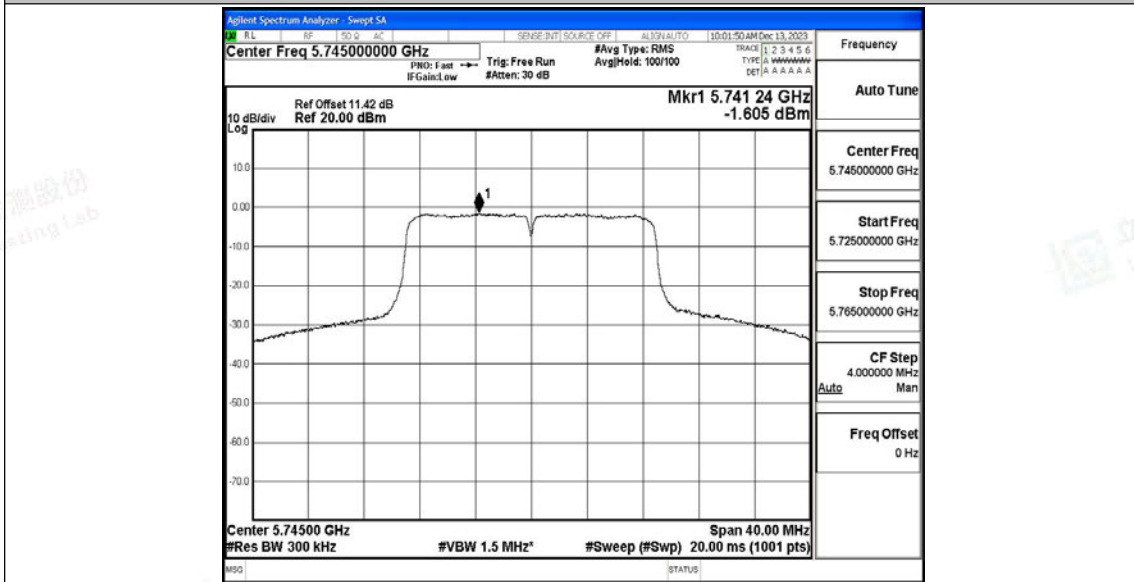


Test Graphs



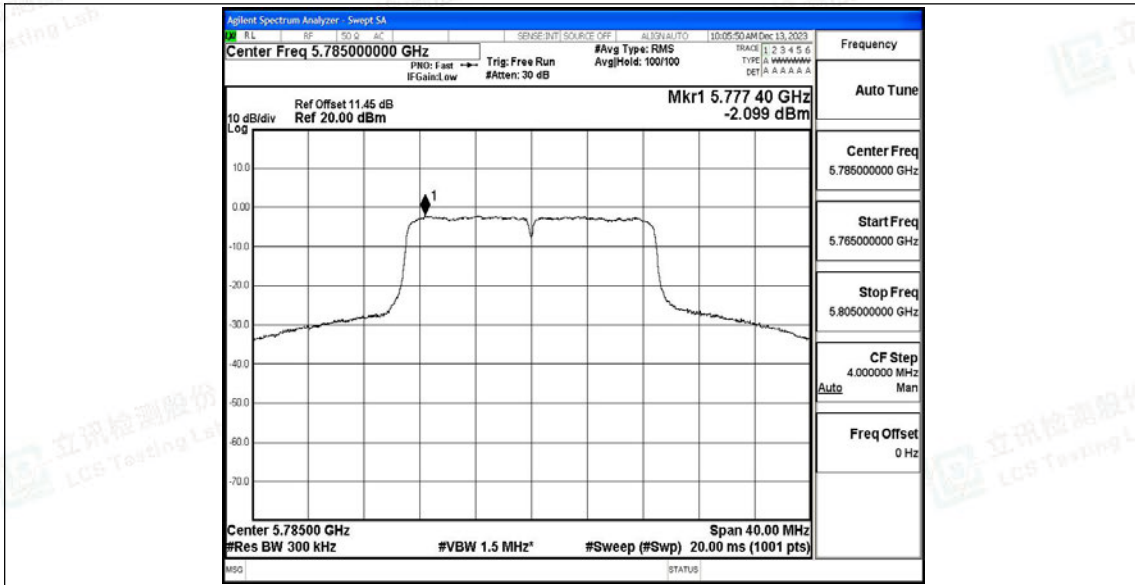


11N20SISO_Ant1_5745

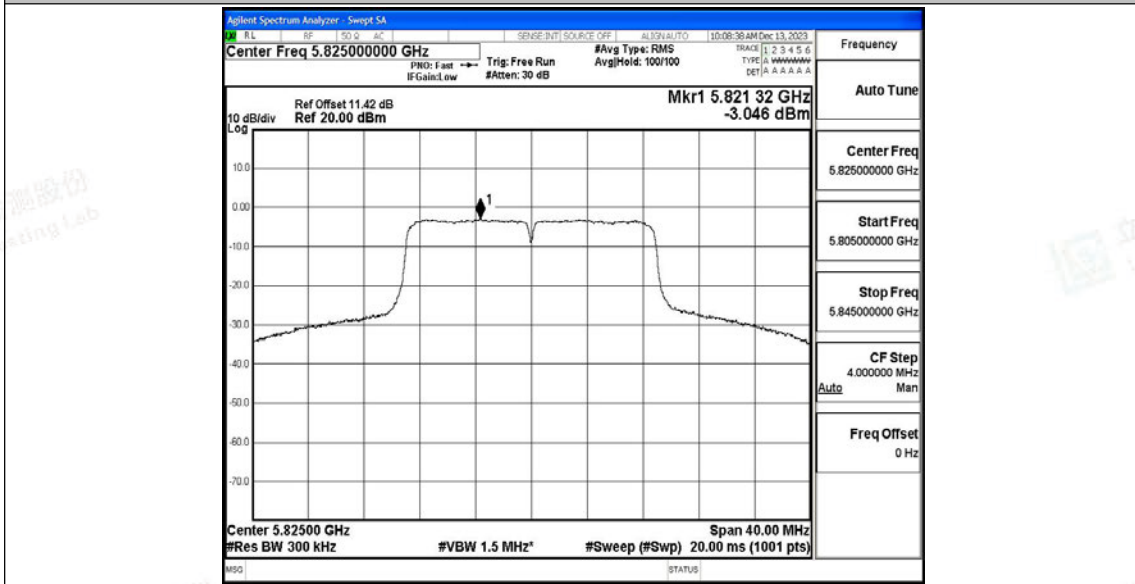


11N20SISO_Ant1_5785



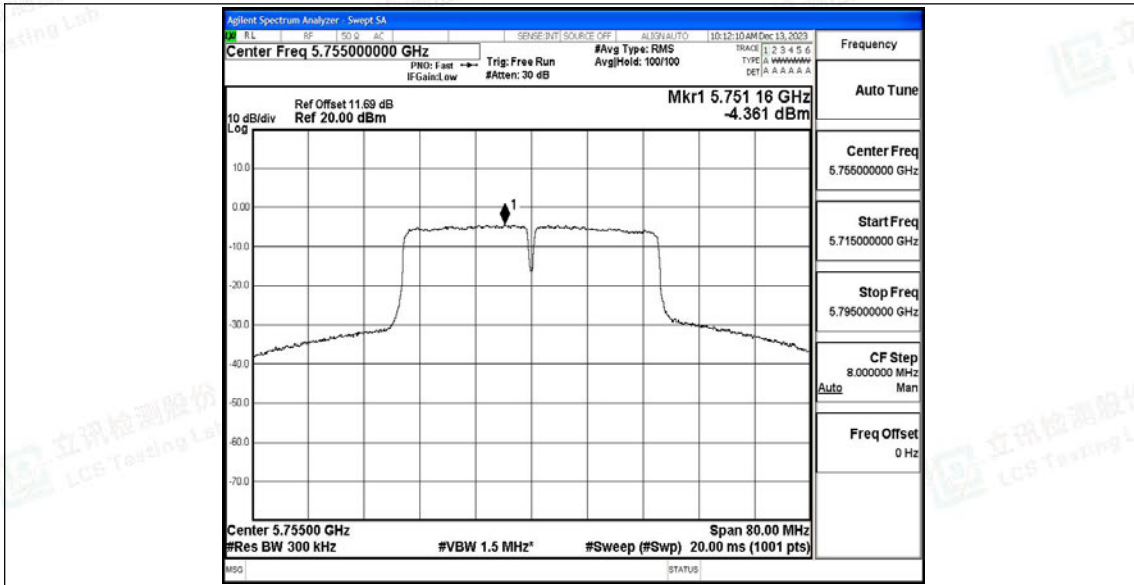


11N20SISO_Ant1_5825

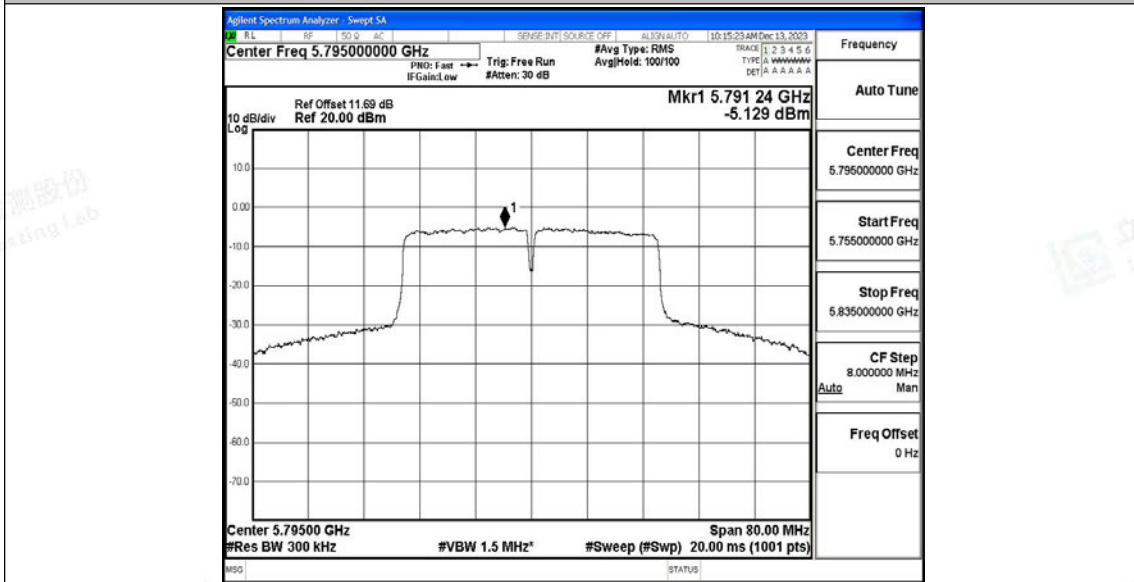


11N40SISO_Ant1_5755



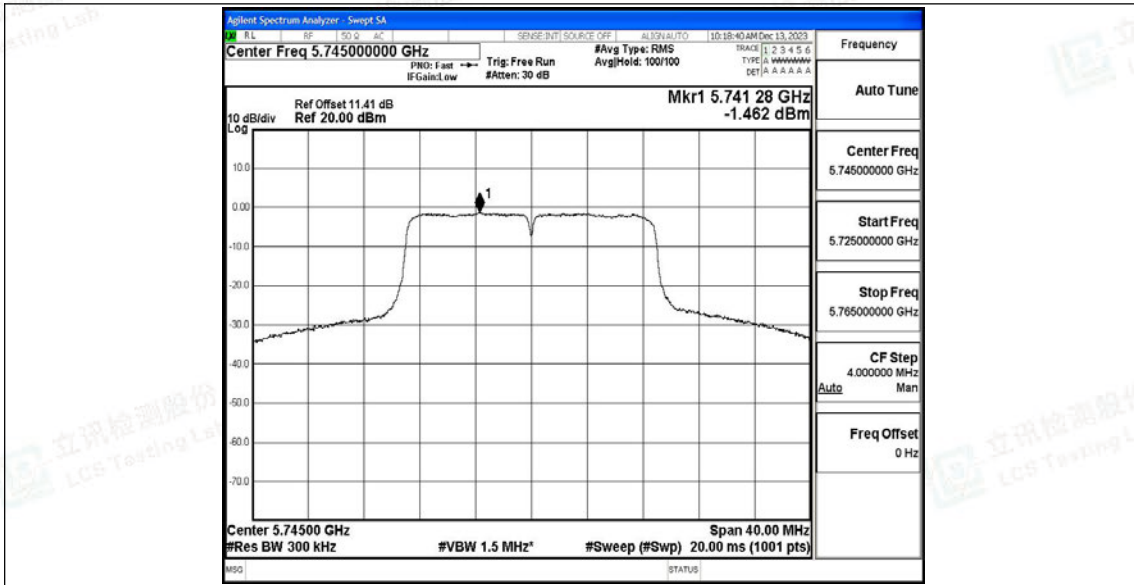


11N40SISO_Ant1_5795

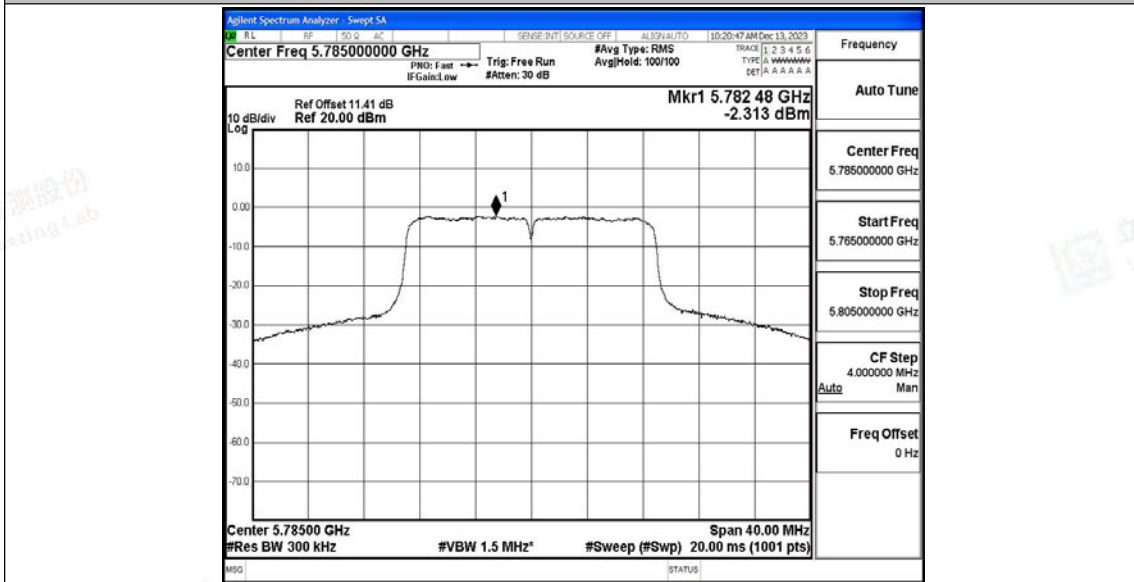


11AC20SISO_Ant1_5745



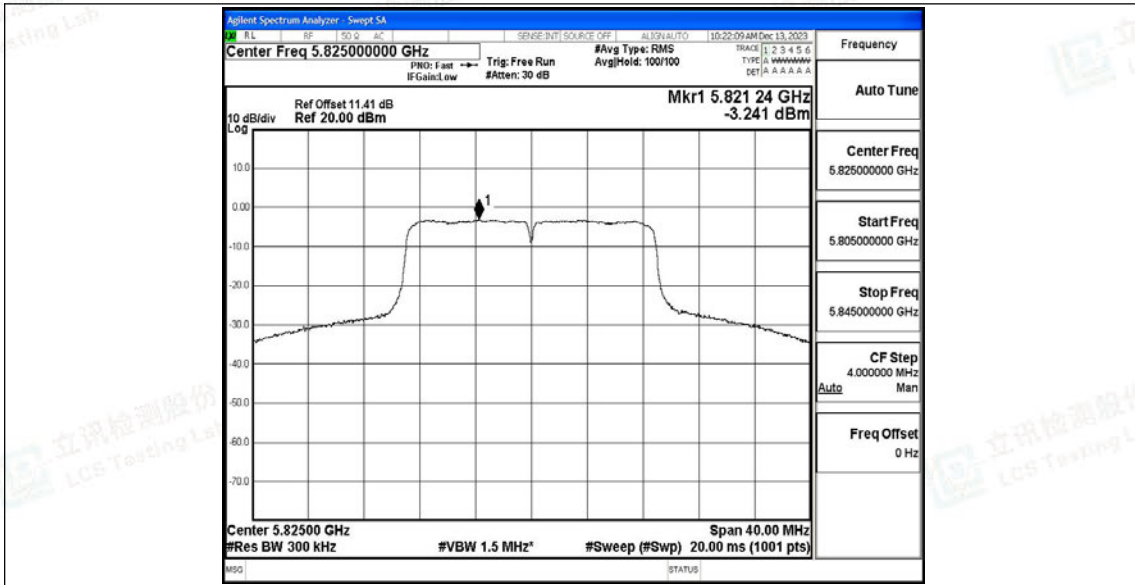


11AC20SISO_Ant1_5785

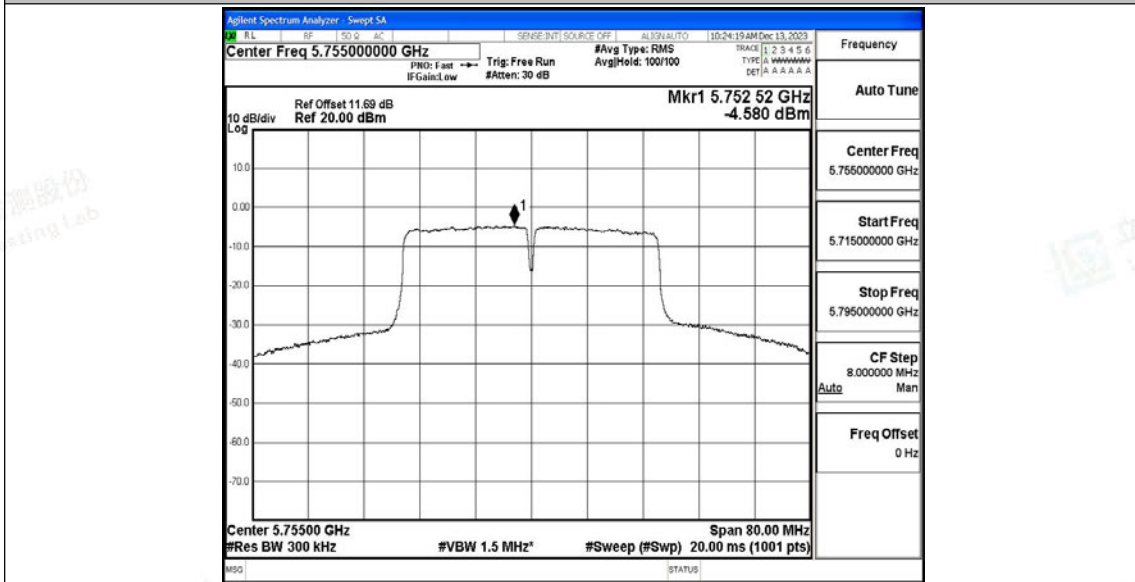


11AC20SISO_Ant1_5825



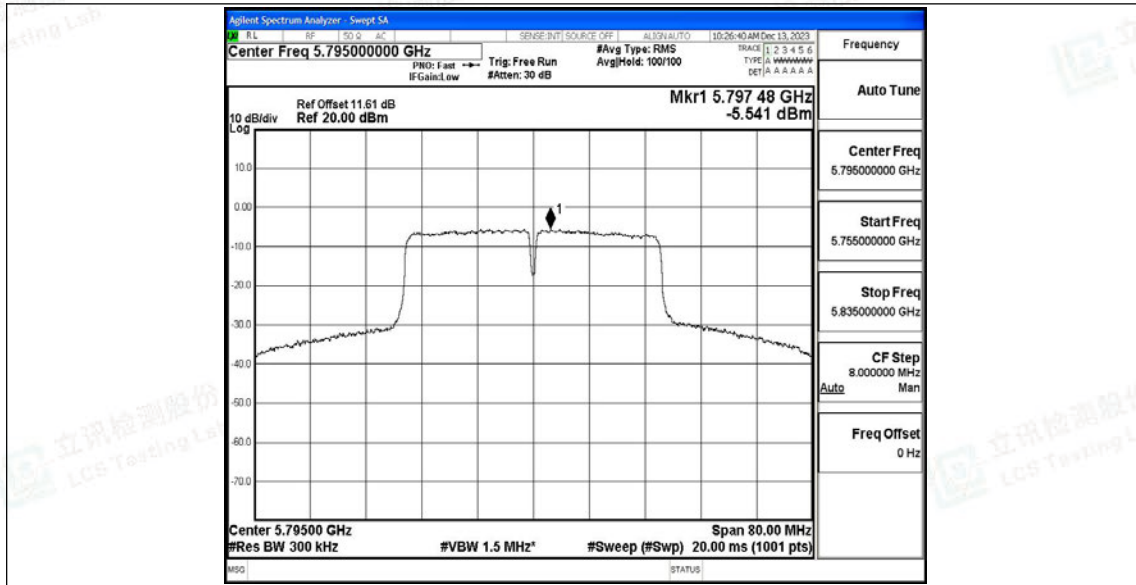


11AC40SISO_Ant1_5755

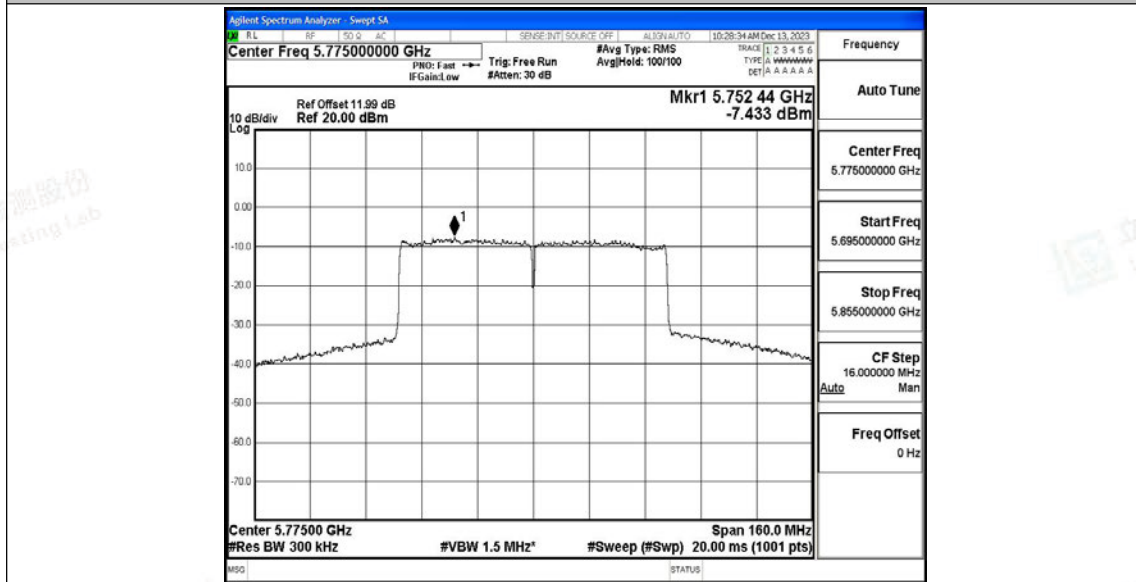


11AC40SISO_Ant1_5795





11AC80SISO_Ant1_5775





E.4 Emissions in Restricted Bands

Test Result

TestMode	Antenna	ChName	Frequenc y[MHz]	Detector	Freq [MHz]	Result [dBm]	Limit [dBm]	Result [dBuV/m]	Limit [dBuV/m]	Verdict
11A	Ant1	Low	5745	Peak	5650.000	-48.19 9	≤-27.00	---	---	PASS
				Peak	5700.000	-39.62	≤10.00	---	---	PASS
				Peak	5720.000	-30.7	≤15.60	---	---	PASS
				Peak	5725.000	-20.72	≤27.00	---	---	PASS
		High	5825	Peak	5850.000	-31.39	≤15.60	---	---	PASS
				Peak	5855.000	-38.94	≤27.00	---	---	PASS
				Peak	5875.000	-46.42	≤15.60	---	---	PASS
				Peak	5925.000	-48.72	≤10.00	---	---	PASS
11N20SIS O	Ant1	Low	5745	Peak	5650.000	-47.03 3	≤-27.00	---	---	PASS
				Peak	5700.000	-41.06	≤10.00	---	---	PASS
				Peak	5720.000	-28.97	≤15.60	---	---	PASS
				Peak	5725.000	-19.92	≤27.00	---	---	PASS
		High	5825	Peak	5850.000	-31.711	≤15.60	---	---	PASS
				Peak	5855.000	-32.01	≤27.00	---	---	PASS
				Peak	5875.000	-47.3	≤15.60	---	---	PASS
				Peak	5925.000	-49.35	≤10.00	---	---	PASS
11N40SIS O	Ant1	Low	5755	Peak	5650.000	-48.111	≤-27.00	---	---	PASS
				Peak	5700.000	-36.49	≤10.00	---	---	PASS
				Peak	5720.000	-24.58	≤15.60	---	---	PASS
				Peak	5725.000	-21.44	≤27.00	---	---	PASS
		High	5795	Peak	5850.000	-38.43 4	≤15.60	---	---	PASS
				Peak	5855.000	-38.58	≤27.00	---	---	PASS
				Peak	5875.000	-46.14	≤15.60	---	---	PASS
				Peak	5925.000	-50.19	≤10.00	---	---	PASS
11AC20SI SO	Ant1	Low	5745	Peak	5650.000	-49.01 5	≤-27.00	---	---	PASS
				Peak	5700.000	-37.18	≤10.00	---	---	PASS
				Peak	5720.000	-26.24	≤15.60	---	---	PASS
				Peak	5725.000	-21.61	≤27.00	---	---	PASS
		High	5825	Peak	5850.000	-31.06 7	≤15.60	---	---	PASS





				Peak	5855.000	-39.38	≤27.00	---	---	PASS
				Peak	5875.000	-46.42	≤15.60	---	---	PASS
				Peak	5925.000	-50.15	≤10.00	---	---	PASS
11AC40SI SO	Ant1	Low	5755	Peak	5650.000	-47.23 5	≤-27.00	---	---	PASS
				Peak	5700.000	-35.86	≤10.00	---	---	PASS
				Peak	5720.000	-22.76	≤15.60	---	---	PASS
				Peak	5725.000	-20.17	≤27.00	---	---	PASS
	High	5795	Peak	5850.000	-37.92	≤15.60	---	---	PASS	
			Peak	5855.000	-36.93	≤27.00	---	---	PASS	
			Peak	5875.000	-43.81	≤15.60	---	---	PASS	
			Peak	5925.000	-48.72	≤10.00	---	---	PASS	
11AC80SI SO	Ant1	Low	5775	Peak	5650.000	-39.63 5	≤-27.00	---	---	PASS
				Peak	5700.000	-25.84	≤10.00	---	---	PASS
				Peak	5720.000	-24.25	≤15.60	---	---	PASS
				Peak	5725.000	-18.43	≤27.00	---	---	PASS
	High	5775	Peak	5850.000	-23.43 5	≤15.60	---	---	PASS	
			Peak	5855.000	-26.68	≤27.00	---	---	PASS	
			Peak	5875.000	-32.34	≤15.60	---	---	PASS	
			Peak	5925.000	-43.84	≤10.00	---	---	PASS	

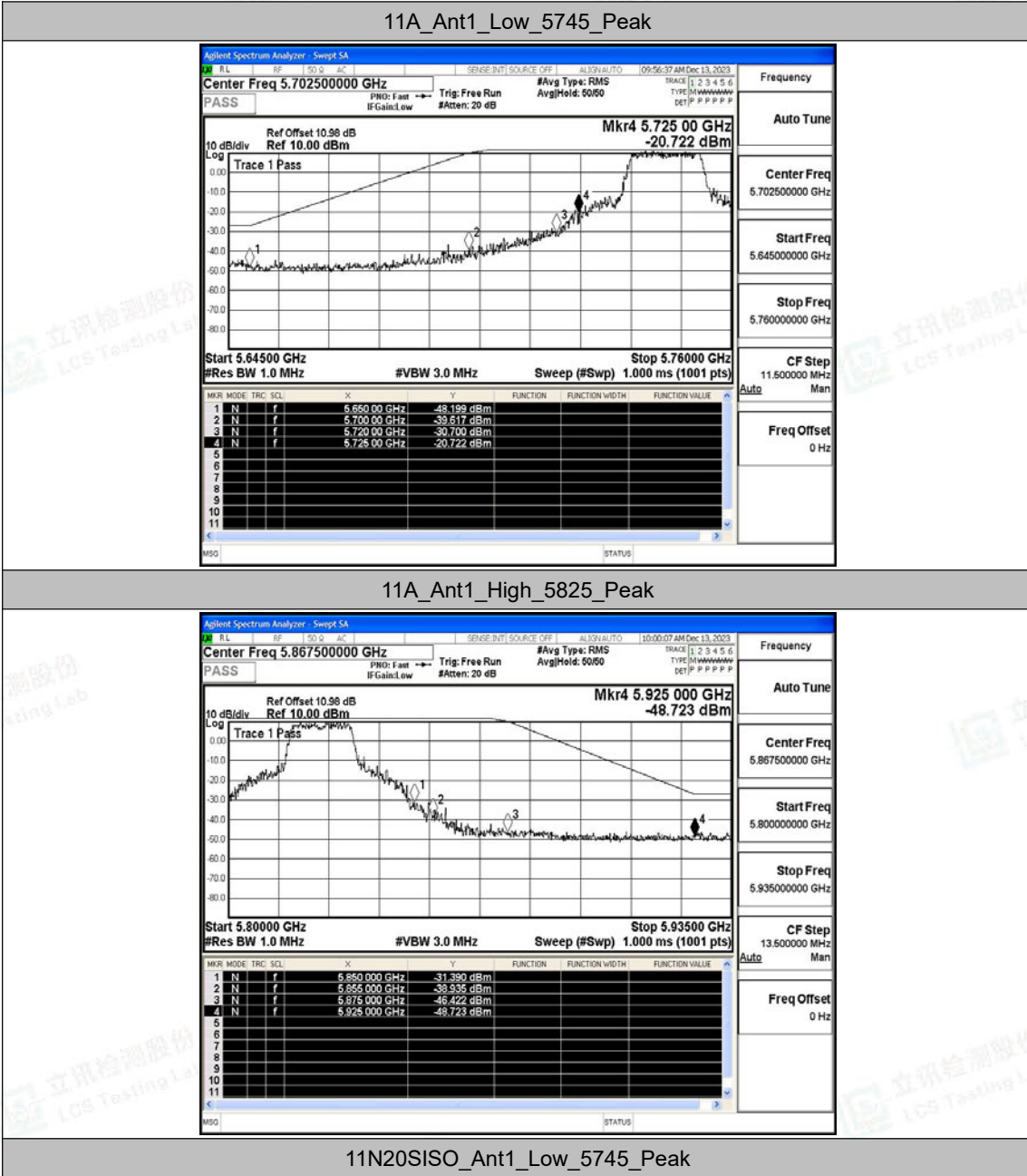
Note:

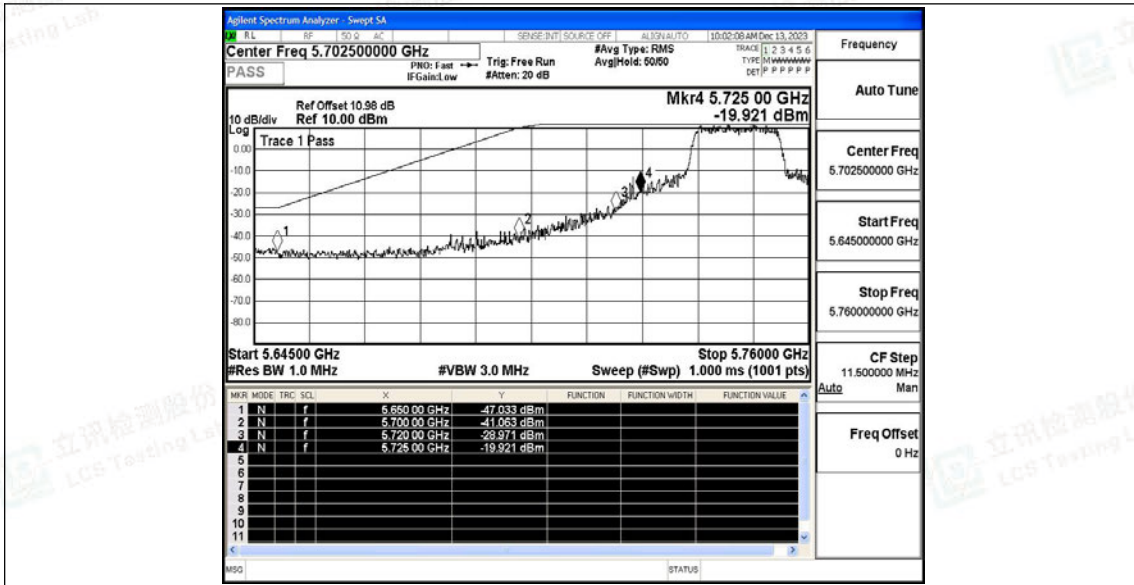
1. The Antenna Gain is compensated in the graph.
2. For transmitters operating in 5150-5350 GHz band and 5470-5725 GHz band: The limit in dBm for average detector is conversion from 54dBuV/m, according to 15.209(a). The limit in dBm for peak detector is 20dB above the limit of average detector in dBm.



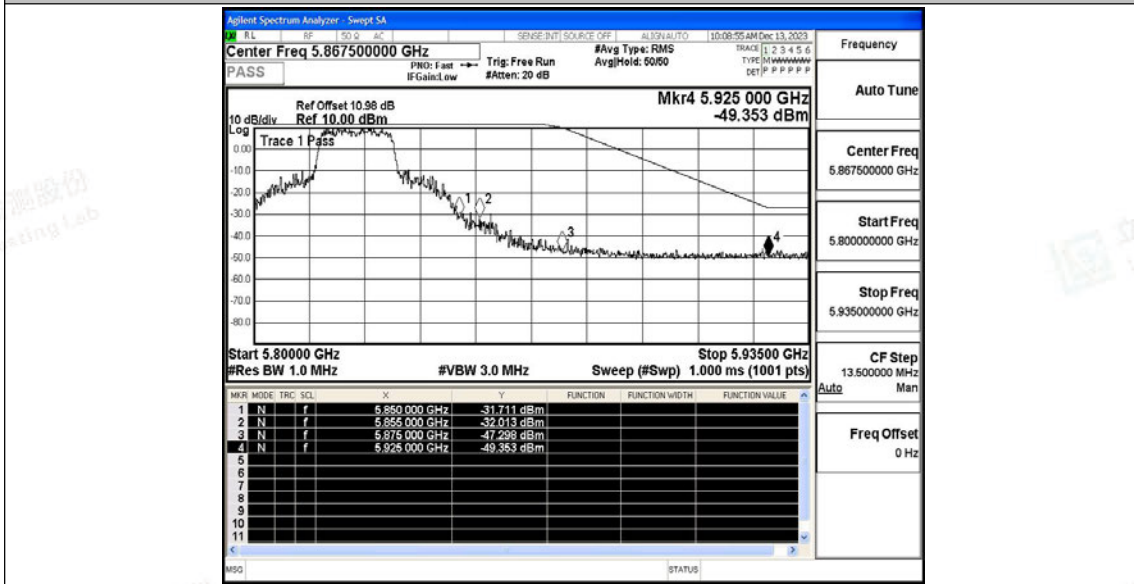


Test Graphs



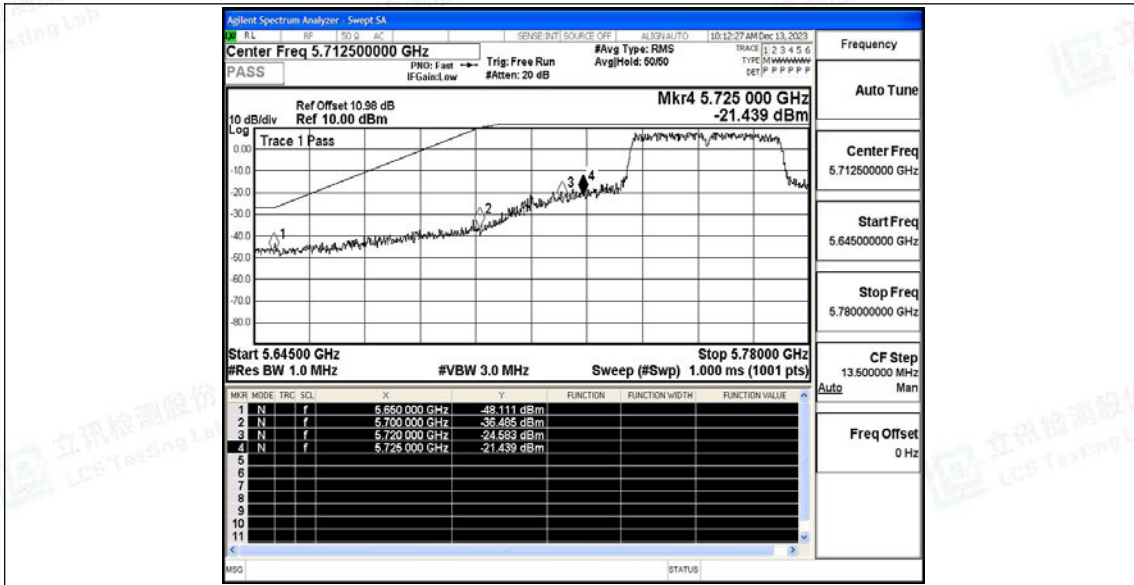


11N20SISO_Ant1_High_5825_Peak

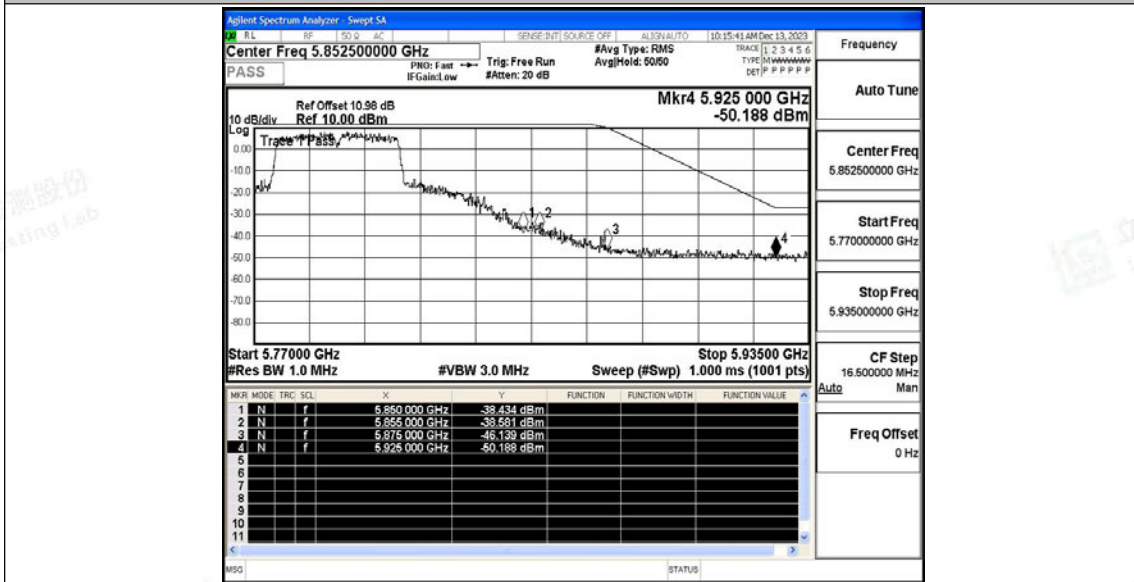


11N40SISO_Ant1_Low_5755_Peak



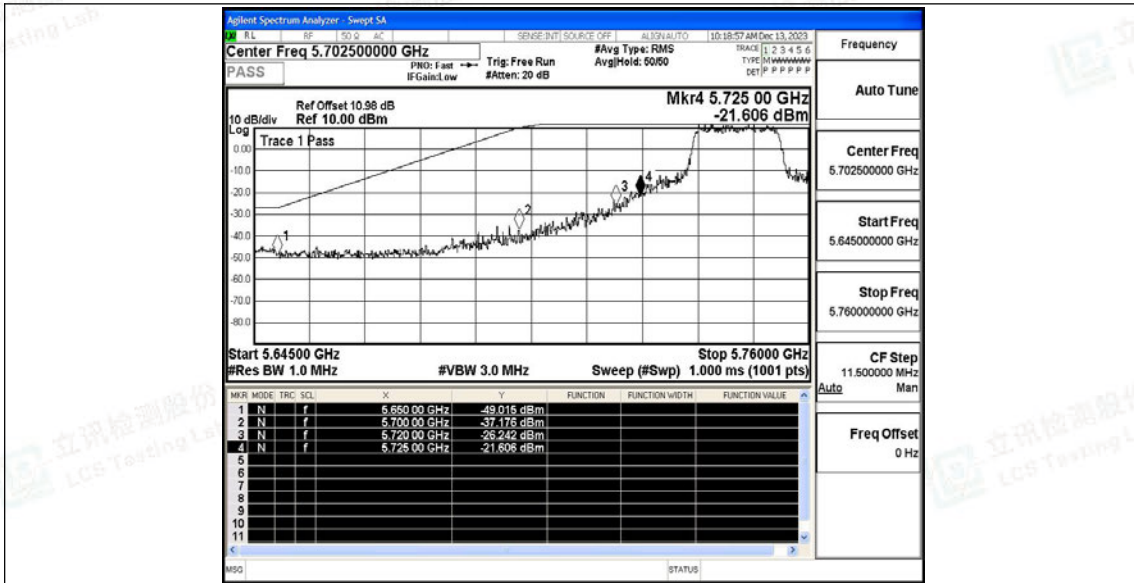


11N40SISO_Ant1_High_5795_Peak

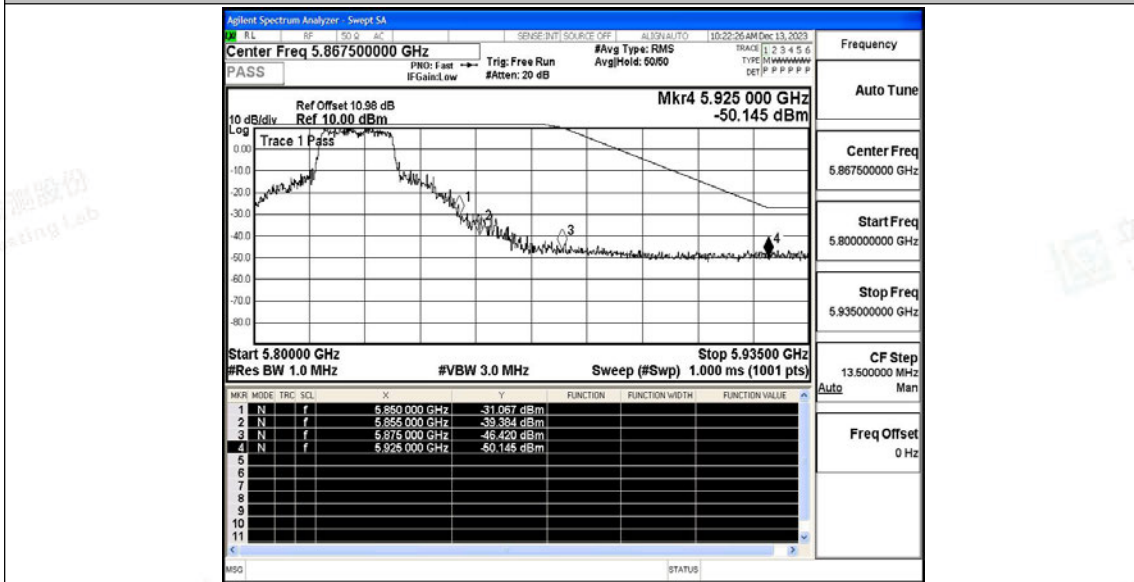


11A20SISO_Ant1_Low_5745_Peak



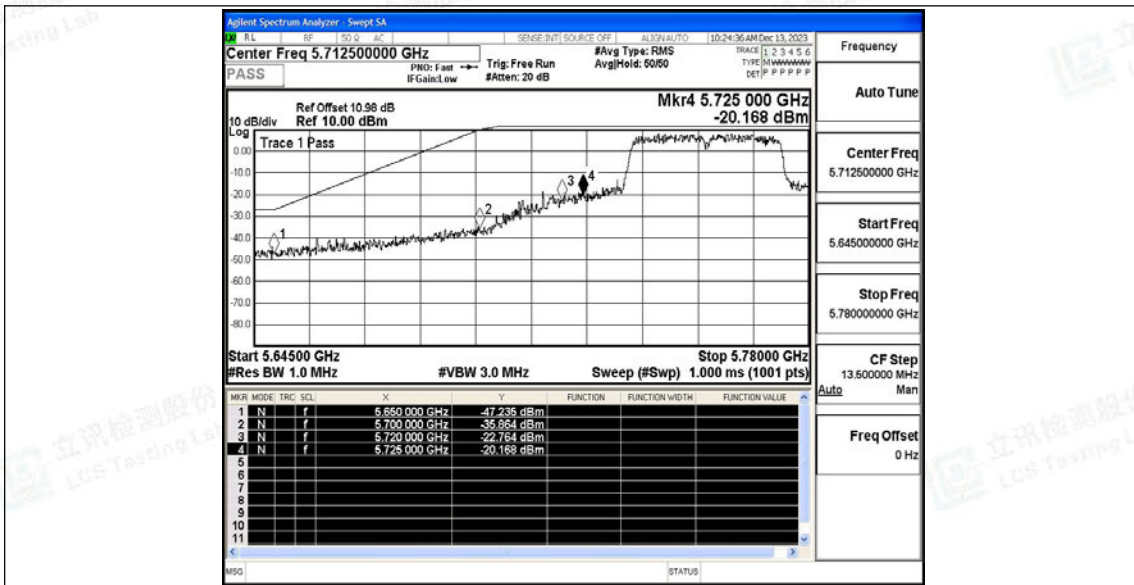


11AC20SISO_Ant1_High_5825_Peak

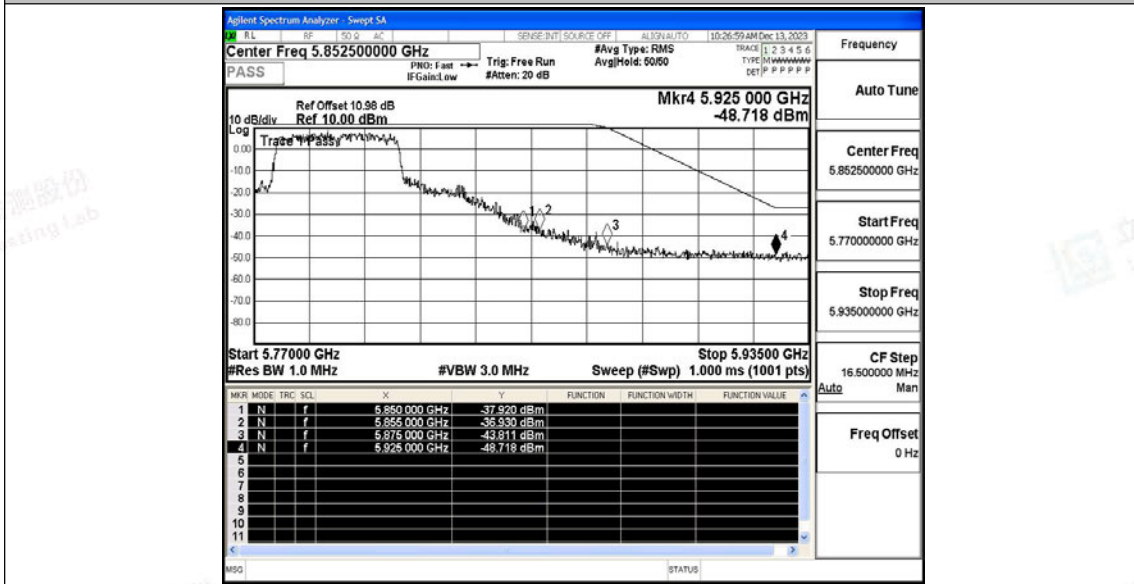


11AC40SISO_Ant1_Low_5755_Peak



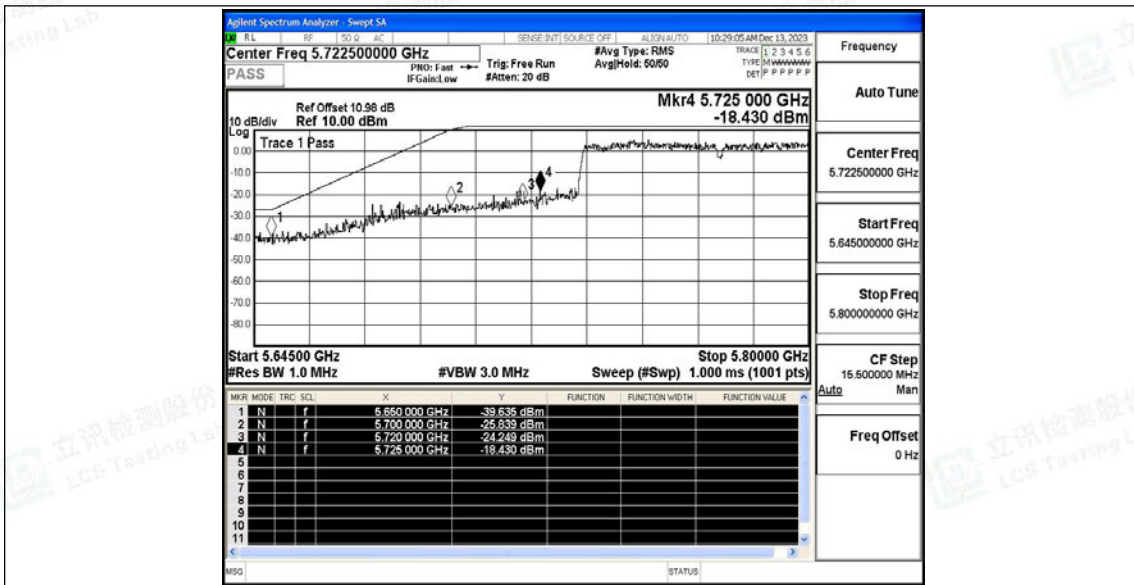


11AC40SISO_Ant1_High_5795_Peak

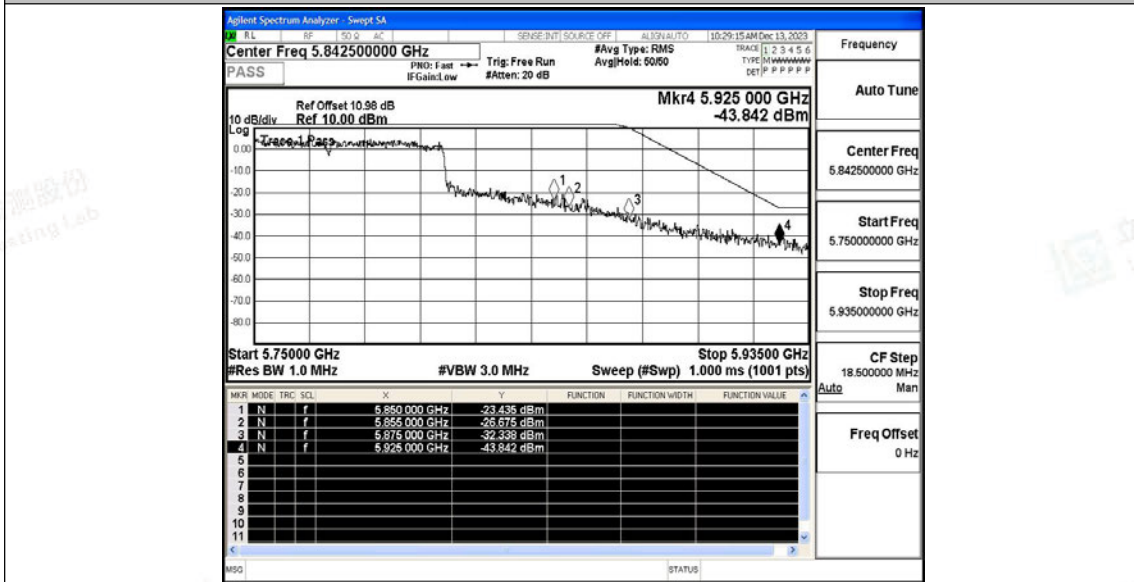


11AC80SISO_Ant1_Low_5775_Peak





11AC80SISO_Ant1_High_5775_Peak





E.5 Frequency Stability

Test Result

Voltage								
TestMode	Antenna	Frequency[MHz]	Voltage [Vdc]	Temperature (°C)	Deviation (Hz)	Deviation (ppm)	Limit (ppm)	Verdict
11N20SI SO	Ant1	5745	NV	NT	-20000.00	-3.481288	20	PASS
			LV	NT	-20000.00	-3.481288	20	PASS
			HV	NT	-20000.00	-3.481288	20	PASS
		5785	NV	NT	-20000.00	-3.457217	20	PASS
			LV	NT	-20000.00	-3.457217	20	PASS
			HV	NT	0.00	0.000000	20	PASS
		5825	NV	NT	0.00	0.000000	20	PASS
			LV	NT	-20000.00	-3.433476	20	PASS
			HV	NT	0.00	0.000000	20	PASS
11N40SI SO	Ant1	5755	NV	NT	0.00	0.000000	20	PASS
			LV	NT	0.00	0.000000	20	PASS
			HV	NT	0.00	0.000000	20	PASS
		5795	NV	NT	-40000.00	-6.902502	20	PASS
			LV	NT	0.00	0.000000	20	PASS
11AC80S ISO	Ant1	5775	NV	NT	-80000.00	-13.852814	20	PASS
			LV	NT	0.00	0.000000	20	PASS
			HV	NT	0.00	0.000000	20	PASS

Temperature								
TestMode	Antenna	Frequency[MHz]	Voltage [Vdc]	Temperature (°C)	Deviation (Hz)	Deviation (ppm)	Limit (ppm)	Verdict
11N20SI SO	Ant1	5745	NV	-30	-20000.00	-3.481288	20	PASS
			NV	-20	0.00	0.000000	20	PASS
			NV	-10	-40000.00	-6.962576	20	PASS
			NV	0	0.00	0.000000	20	PASS
			NV	10	-20000.00	-3.481288	20	PASS
			NV	20	0.00	0.000000	20	PASS
			NV	30	-20000.00	-3.481288	20	PASS
			NV	40	-20000.00	-3.481288	20	PASS
		5785	NV	50	0.00	0.000000	20	PASS
			NV	-30	-20000.00	-3.457217	20	PASS
			NV	-20	-40000.00	-6.914434	20	PASS





			NV	-10	0.00	0.000000	20	PASS			
			NV	0	0.00	0.000000	20	PASS			
			NV	10	0.00	0.000000	20	PASS			
			NV	20	-40000.00	-6.914434	20	PASS			
			NV	30	-20000.00	-3.457217	20	PASS			
			NV	40	20000.00	3.457217	20	PASS			
			NV	50	-20000.00	-3.457217	20	PASS			
		5825	NV	-30	-20000.00	-3.433476	20	PASS			
			NV	-20	-20000.00	-3.433476	20	PASS			
			NV	-10	-20000.00	-3.433476	20	PASS			
			NV	0	-20000.00	-3.433476	20	PASS			
			NV	10	-20000.00	-3.433476	20	PASS			
			NV	20	-20000.00	-3.433476	20	PASS			
			NV	30	0.00	0.000000	20	PASS			
			NV	40	-40000.00	-6.866953	20	PASS			
			NV	50	-20000.00	-3.433476	20	PASS			
			11N40SI SO	Ant1	5755	NV	-30	0.00	0.000000	20	PASS
						NV	-20	0.00	0.000000	20	PASS
NV	-10	-40000.00				-6.950478	20	PASS			
NV	0	0.00				0.000000	20	PASS			
NV	10	-40000.00				-6.950478	20	PASS			
NV	20	-40000.00				-6.950478	20	PASS			
NV	30	-40000.00				-6.950478	20	PASS			
NV	40	0.00				0.000000	20	PASS			
NV	50	-80000.00				-13.900956	20	PASS			
5795	NV	-30			0.00	0.000000	20	PASS			
	NV	-20			0.00	0.000000	20	PASS			
	NV	-10			0.00	0.000000	20	PASS			
	NV	0			0.00	0.000000	20	PASS			
	NV	10			0.00	0.000000	20	PASS			
	NV	20			-40000.00	-6.902502	20	PASS			
	NV	30			-40000.00	-6.902502	20	PASS			
	NV	40			-40000.00	-6.902502	20	PASS			
	NV	50			0.00	0.000000	20	PASS			
11AC80S ISO	Ant1	5775	NV	-30	0.00	0.000000	20	PASS			
			NV	-20	0.00	0.000000	20	PASS			
			NV	-10	0.00	0.000000	20	PASS			
			NV	0	0.00	0.000000	20	PASS			
			NV	10	-80000.00	-13.852814	20	PASS			





			NV	20	0.00	0.000000	20	PASS
			NV	30	0.00	0.000000	20	PASS
			NV	40	0.00	0.000000	20	PASS
			NV	50	0.00	0.000000	20	PASS





E.6 Duty Cycle

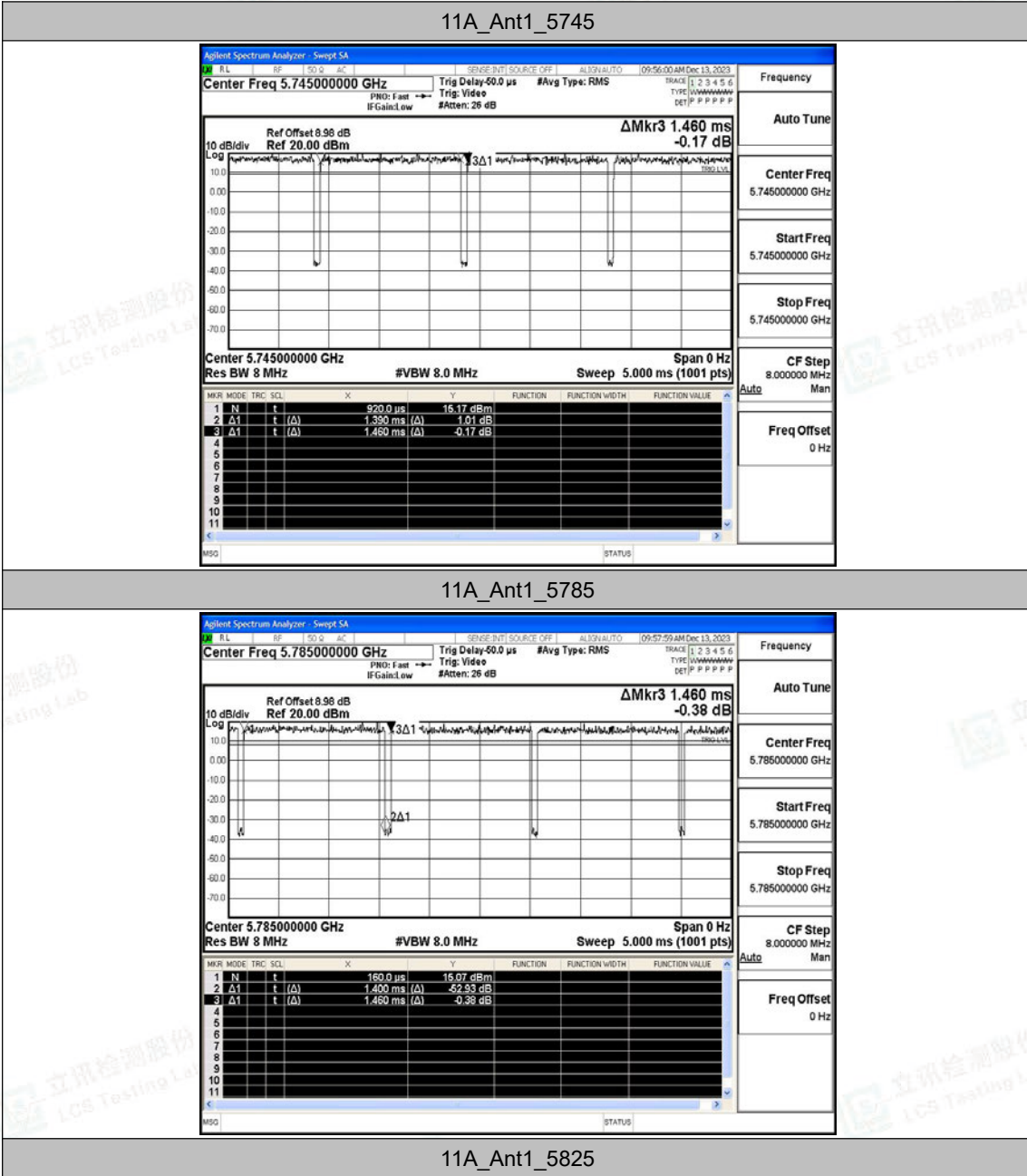
Test Result

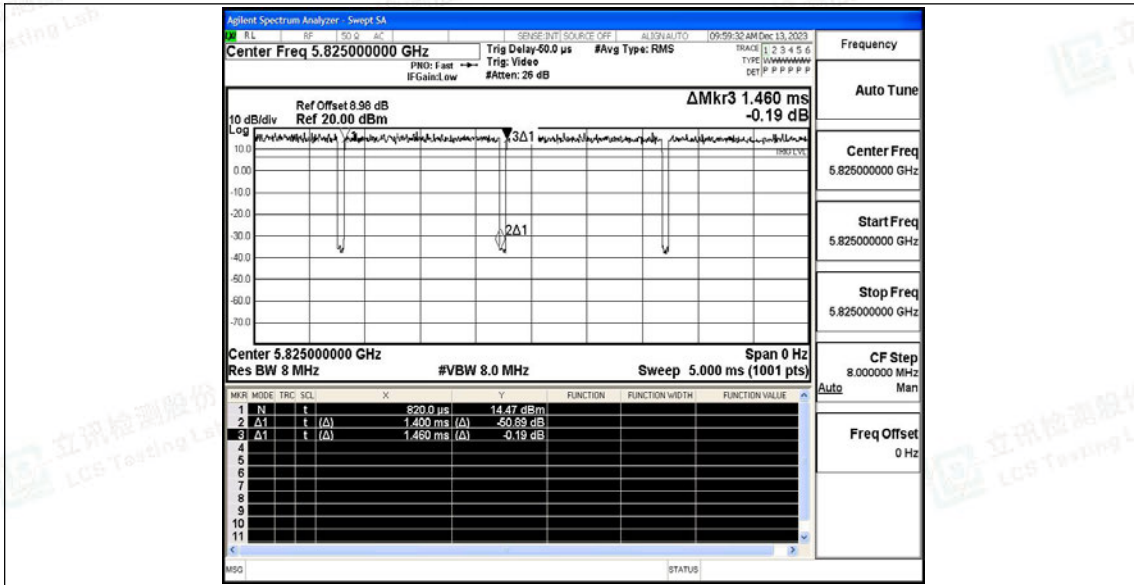
TestMode	Antenna	Frequency[MHz]	Transmission Duration [ms]	Transmission Period [ms]	Duty Cycle [%]	1/T Factor[kHz]
11A	Ant1	5745	1.39	1.46	95.21	0.72
		5785	1.40	1.46	95.89	0.71
		5825	1.40	1.46	95.89	0.71
11N20SISO	Ant1	5745	1.18	1.24	95.16	0.85
		5785	1.18	1.25	94.40	0.85
		5825	1.18	1.24	95.16	0.85
11N40SISO	Ant1	5755	0.58	0.65	89.23	1.72
		5795	0.58	0.65	89.23	1.72
11AC20SISO	Ant1	5745	1.19	1.25	95.20	0.84
		5785	1.19	1.25	95.20	0.84
		5825	1.19	1.25	95.20	0.84
11AC40SISO	Ant1	5755	0.59	0.66	89.39	1.69
		5795	0.60	0.66	90.91	1.67
11AC80SISO	Ant1	5775	0.30	0.36	83.33	3.33



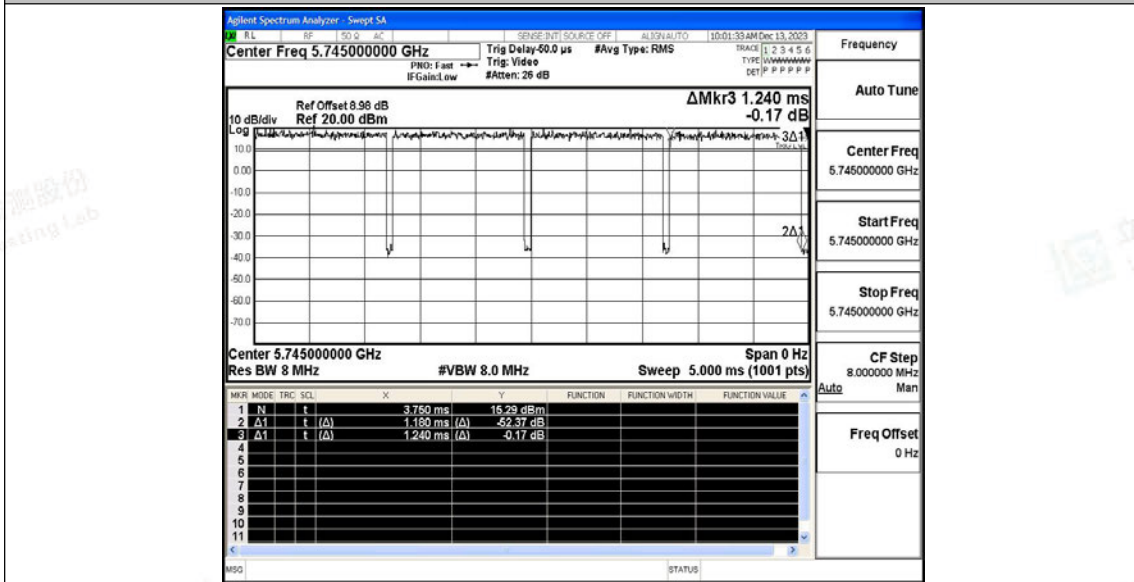


Test Graphs



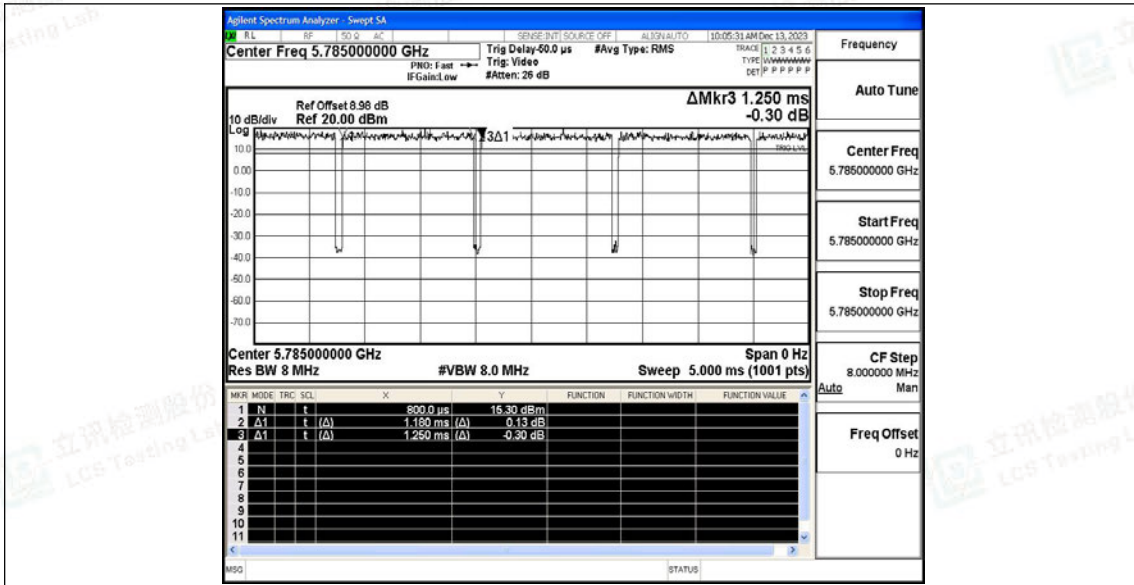


11N20SISO_Ant1_5745

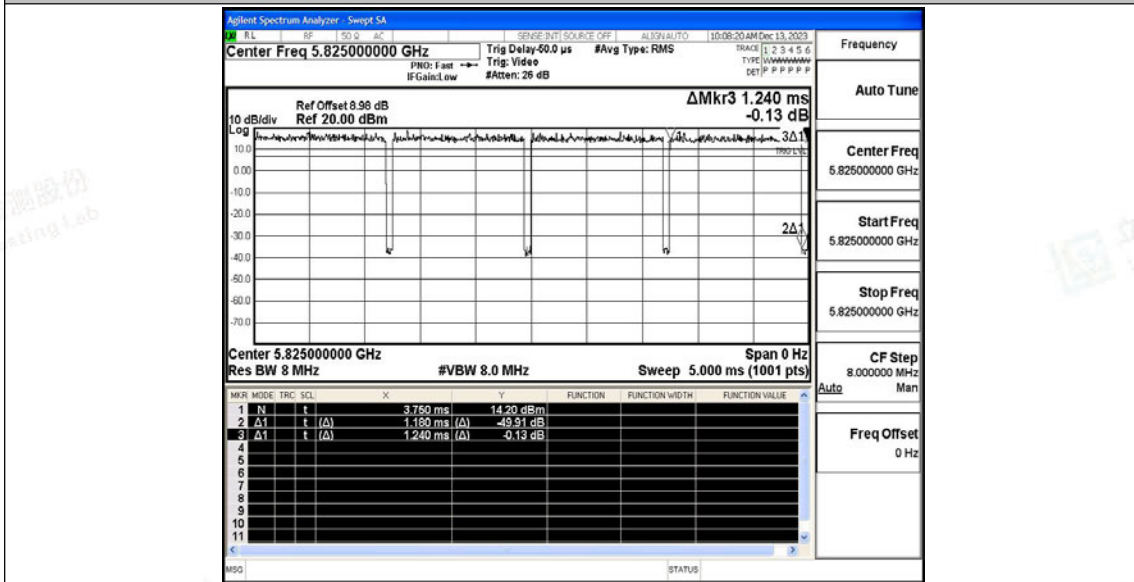


11N20SISO_Ant1_5785



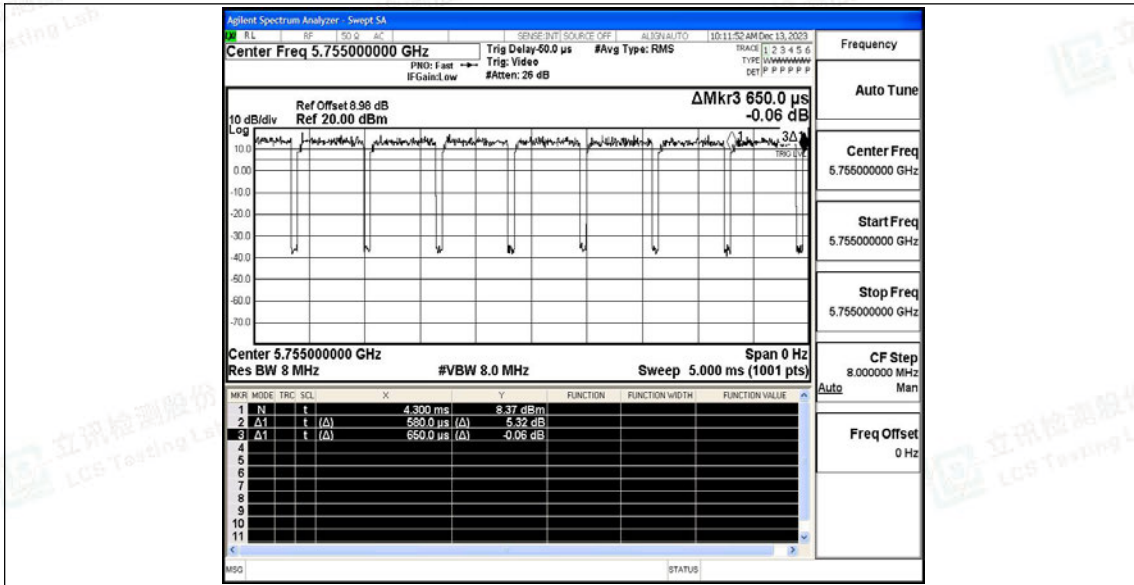


11N20SISO_Ant1_5825

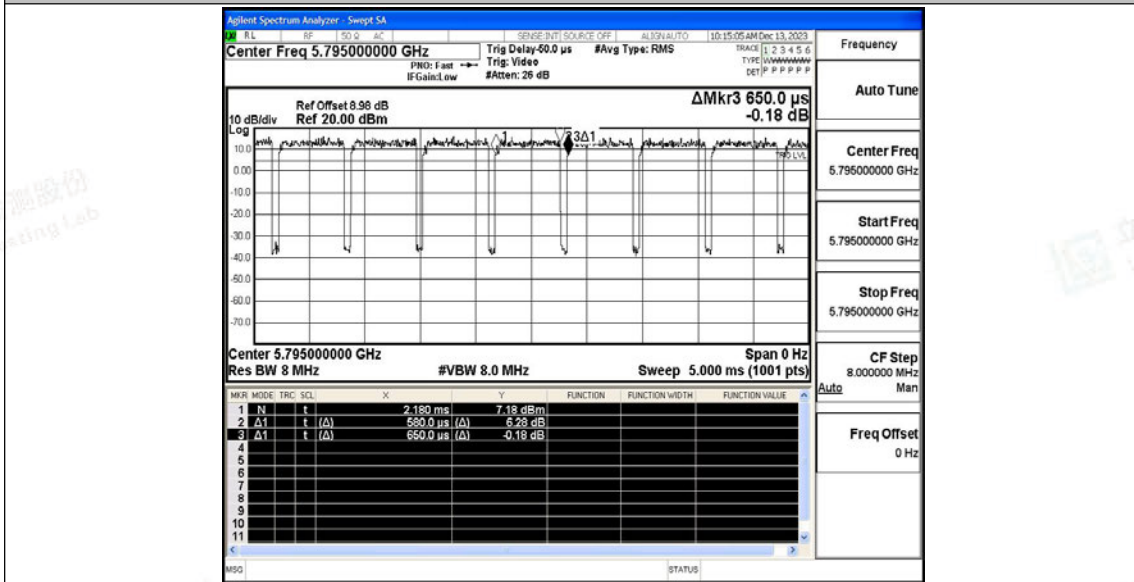


11N40SISO_Ant1_5755



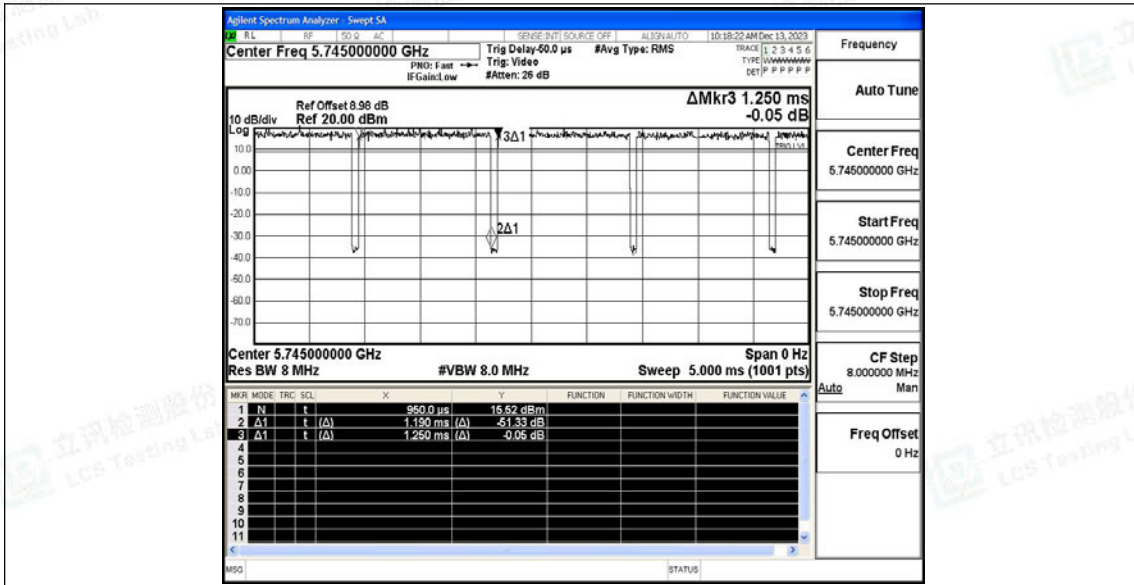


11N40SISO_Ant1_5795

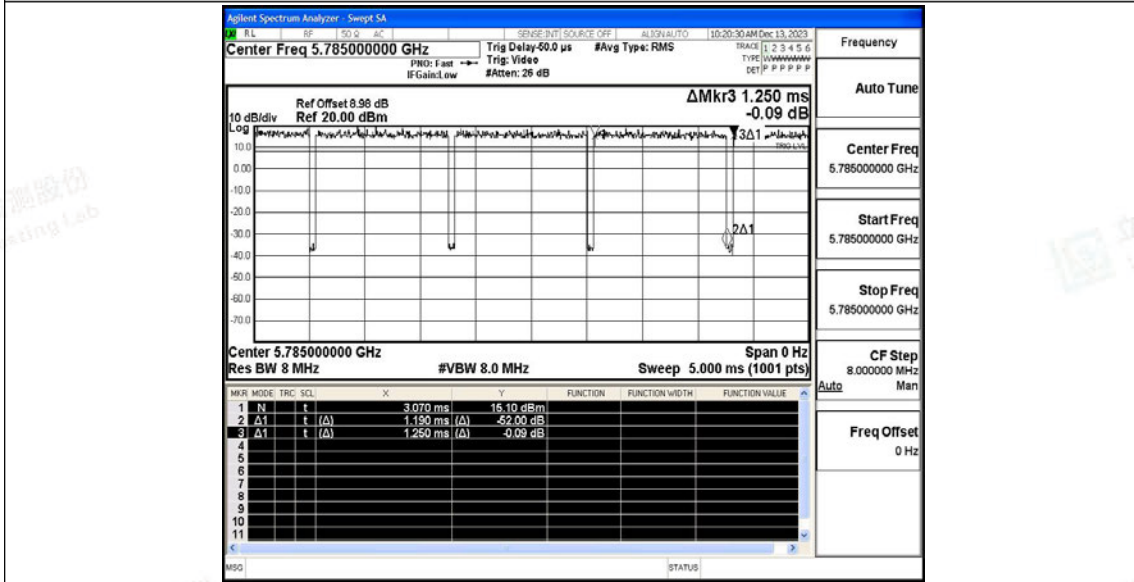


11AC20SISO_Ant1_5745



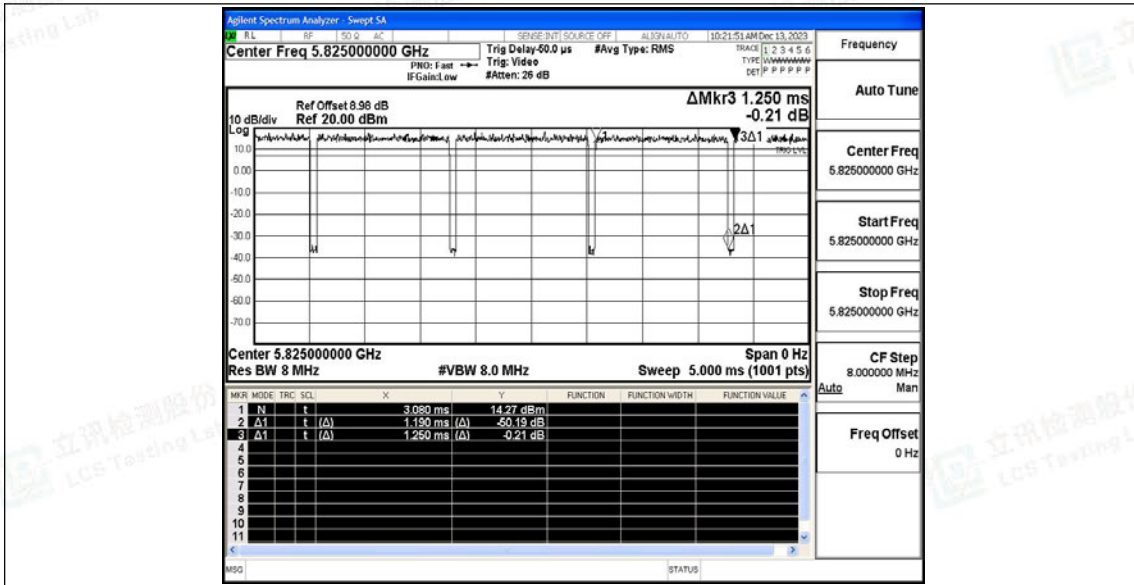


11AC20SISO_Ant1_5785

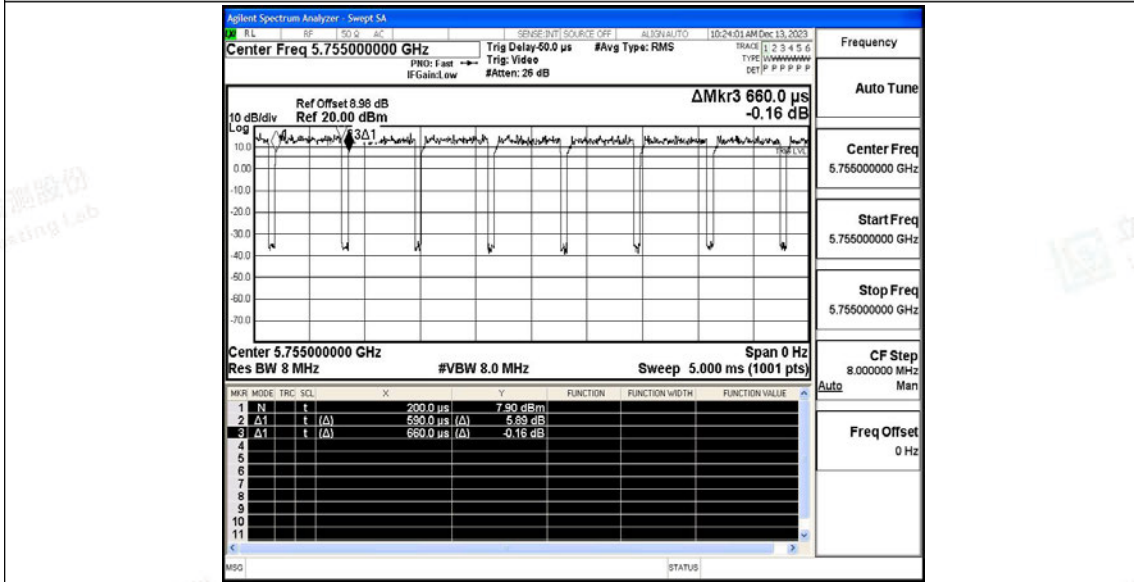


11AC20SISO_Ant1_5825



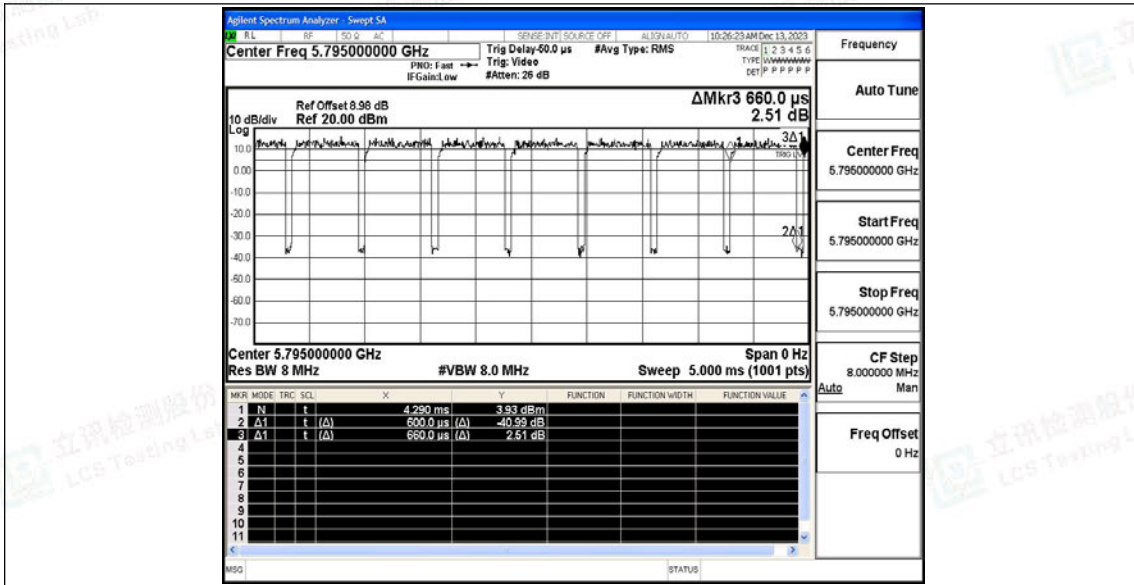


11AC40SISO_Ant1_5755



11AC40SISO_Ant1_5795





11AC80SISO_Ant1_5775

