


Appendix- MD001E-Photos

1. Test Setup photos Model MD001E FCC ID: 2AZUC-MD001E


1.1 Photograph – Conducted Emission Test Setup

For Conducted Emission Test Site 2#




1.2 Photograph – Radiated Emissions

For 9kHz-30MHz Test Site 2#



Appendix- MD001E-Photos

For 30MHz-1000MHz Test Site 2#



For Above 1GHz Test Site 1#

