

POWERLINE CONDUCTED EMISSIONS




WTD.2020.12.03.1
EmiR5 2021.01.08.0, PSA-ESCI
2021.03.17.0



POWERLINE CONDUCTED EMISSIONS





WTD.2020.12.03.1
EmiR5 2021.01.08.0; PSA-ESCI
2021.03.17.0



SPURIOUS RADIATED EMISSIONS - BLE




PSA-ESCI 2021.01.22.0




SPURIOUS RADIATED EMISSIONS - BLE



PSA-ESCI 2021.01.22.0



DIRECT CONNECT



DIRECT CONNECT



XMit 2020.12.30.0

