

Instruction manual

Model: NN-RTPSW

Features

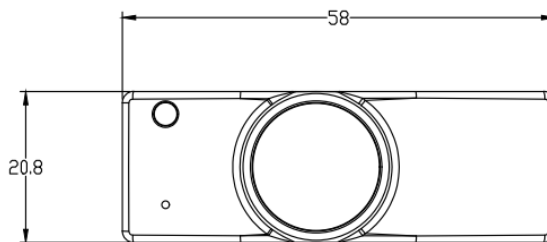
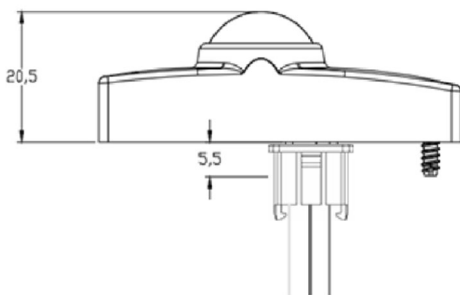
0-10V Bi-level dimming control
USB-C installation
Network node
Daylight harvesting

Specifications

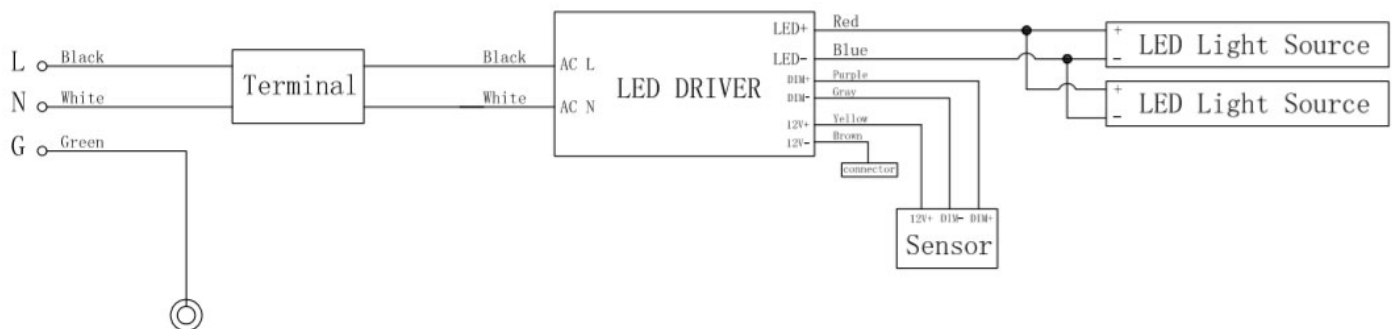
Input voltage: 12 VDC
Input current: 35mA
Power Consumption: <0.5W
Dimming: 0-10V
Op. temperature: 14°F~113°F (-10°C~45°C)
IP rate: IP20
Color: White
Certification: UL
Warranty: Five year
Communication distance: 100ft

Line Drawings

Unit:inch/mm



WIRING



CONTROL MODES

1. APP connection control
2. Photocell ON/OFF can be set in the APP
3. QR code can be shared for Admin access.
4. Sensor can be designated to one or more certain group

INSTALLATION

- 1: Drill a hole length: 15.1mm, width 7.5mm through the sheet metal in the bottom of the fixture.
- 2: Connect wires as shown in below WIRING diagram.
- 3: Restore power from the circuit breaker.

WARNING:

TURN THE POWER OFF AT THE CIRCUIT BREAKER BEFORE INSTALLING THE SENSOR.

FCC Statement

This equipment has been tested and found to comply with the limits for a Class B digital device, pursuant to Part 15 of the FCC Rules. These limits are designed to provide reasonable protection against harmful interference in a residential installation. This equipment generates uses and can radiate radio frequency energy and, if not installed and used in accordance with the instructions, may cause harmful interference to radio communications. However, there is no guarantee that interference will not occur in a particular installation. If this equipment does cause harmful interference to radio or television reception, which can be determined by turning the equipment off and on, the user is encouraged to try to correct the interference by one or more of the following measures:

- Reorient or relocate the receiving antenna.
- Increase the separation between the equipment and receiver.
- Connect the equipment into an outlet on a circuit different from that to which the receiver is connected.
- Consult the dealer or an experienced radio/TV technician for help.

This device complies with part 15 of the FCC Rules. Operation is subject to the following two conditions:

(1) This device may not cause harmful interference, and (2) this device must accept any interference received, including interference that may cause undesired operation.

Changes or modifications not expressly approved by the party responsible for compliance could void the user's authority to operate the equipment.