


# Antenna Test Report

2022.11.06

# ANT Photo



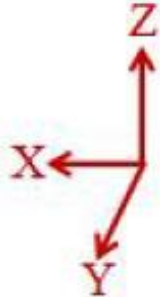

ANT

# DUT setup photo of free space OTA testing

Planform



Front view



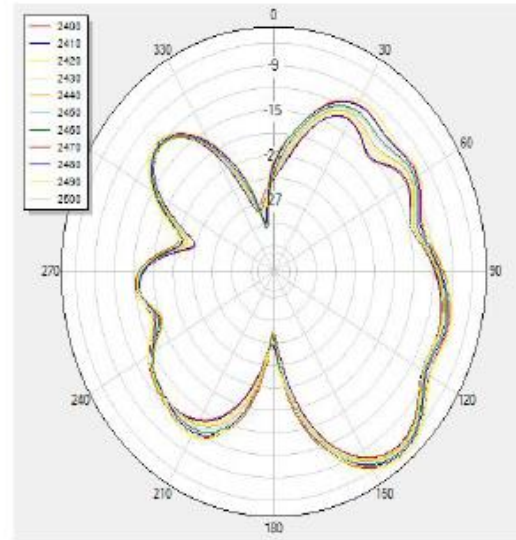
# Typical free space efficiency and gain

<b>Frequency/MHz</b>	2400	2410	2420	2430	2440	2450	2460	2470	2480	2490	2500
<b>Peak Gain/dBi</b>	-1.01	-0.96	-0.87	-0.38	-0.69	1.00	-0.28	0.38	0.11	0.73	0.57
<b>Efficiency/%</b>	14.62	14.94	15.56	17.14	16.55	18.64	18.47	21.70	20.08	23.09	21.83

# Typical free space radiation pattern

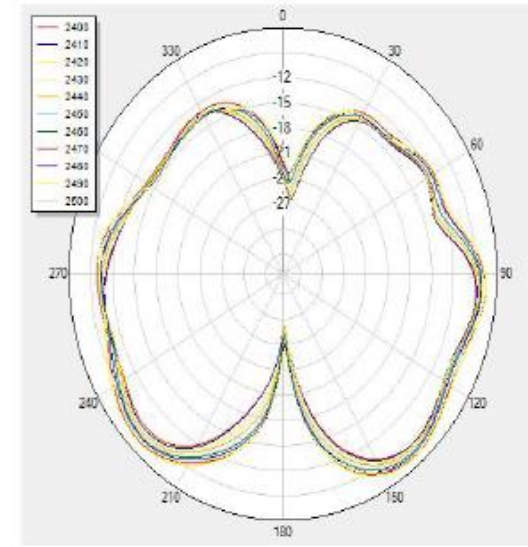
(1) 2400-2500MHz X-Z Plane:

V Phi=0



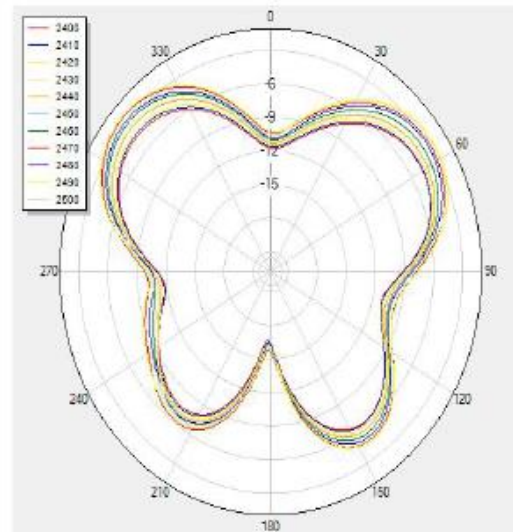
(2) 2400-2500MHz Y-Z Plane:

V Phi=90



(3) 2400-2500MHz X-Y Plane:

H Theta=90



(4) Typical Free Space 3D Radiation Pattern at 2.45GHz:

