





# Annex C. Photographs

## C.1 Test Setup

### Radiated Test Setup

30 MHz – 1 GHz	1GHz – 9.5GHz
	
9.5 GHz – 18 GHz	18 GHz - 40 GHz
	





Conducted Test Setup

Conducted Test setup



C.2 Test Sample

Sample #01

Module Front	Module Back
	
Extender board	Laptop
	

## Sample #02


Module Front
--------------



Module Back



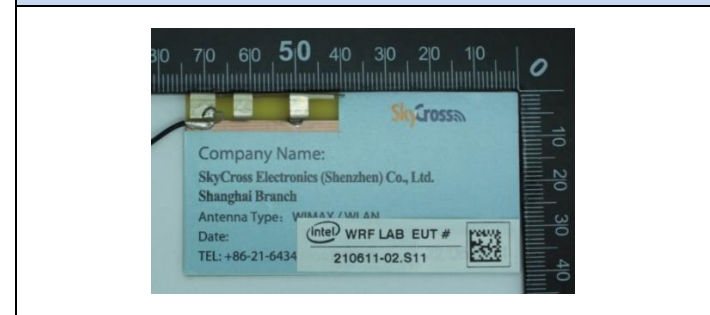
Extender board



Laptop
--------



Antenna 1
-----------



Antenna 2
-----------





Sample #03

Module Front	Module Back
	
Extender board	Laptop
	
Antenna 1	Antenna 2
	

### **End of the report**

**This page is left intentionally blank and marks the last page of the test report.**