





EXHIBIT 3 - EUT INTERNAL PHOTOGRAPHS

<p>EUT Housing and Board View 1</p>	
<p>EUT Housing and Board View 2</p>	

<p style="text-align: center;">Solder Board-Component View 1</p>	 <p>A photograph of a green printed circuit board (PCB) component, labeled 'Solder Board-Component View 1'. The board is rectangular and populated with various electronic components, including a central integrated circuit (IC), several resistors, and a small blue component. A black component is also visible. The board is placed on a blue textured surface. A black ruler with white markings is positioned to the left and bottom of the board, showing measurements in millimeters. The ruler markings are oriented vertically on the left and horizontally at the bottom.</p>
<p style="text-align: center;">Solder Board-Component View 2</p>	 <p>A photograph of a green printed circuit board (PCB) component, labeled 'Solder Board-Component View 2'. The board is rectangular and populated with six surface-mount components arranged in two rows of three. The components appear to be capacitors or similar passive components. The board is placed on a blue textured surface. A black ruler with white markings is positioned to the left and bottom of the board, showing measurements in millimeters. The ruler markings are oriented vertically on the left and horizontally at the bottom.</p>

Antenna View

