




ITEM	MOLEL NAME	PRODUCT PICTURE
<b>Basic model</b>	ADDI +	
<b>Derivative model</b> Share the sensor input port (10 pin flat cable) with the main board of the ADDI + kit. There is no sensor board connected to the sensor input/output port. Light output using RGB LED on the main board.	ADDI + LED	
<b>Derivative model</b> Share the sensor input port (10 pin flat cable) with the main board of the ADDI + kit Dial-connected user input device using VR on sensor input/output port.	ADDI + Dial	
<b>Derivative model :</b> Share the sensor input port (10 pin flat cable) with the main board of the ADDI + kit Switch-connected user input devices to sensor input/output ports	ADDI + Switch	