



印刷须知: 在指定区域裁减, 刻痕, 折叠和粘贴胶水。
PRESS WORK / NOTES: Trim to size, score, fold & glue in specified areas

glue 胶水
 trim 裁减
 fold 折叠

不要印刷刀模线和尺寸标注
 DO NOT PRINT DIE LINES or DIMENSION

说明书工艺要求:
 材质: 使用128g铜版纸, 印刷内容如设计稿所示。封面封底过塑胶。
 要求: 确保说明书折叠之后放入封套内, 顶部和信封平齐, 取出方便。
 装订形式: 书本式, 骑马钉结构 (2个)

ARTWORK NOTES:
MATERIAL: 128G artpaper, printing content as shown in the design file. Cover and back cover use matte film.
NOTES: Make sure that the instructions are folded into the envelope, top and envelope level, easy to remove.
 book-style, horse-riding nail structure (2 pieces)

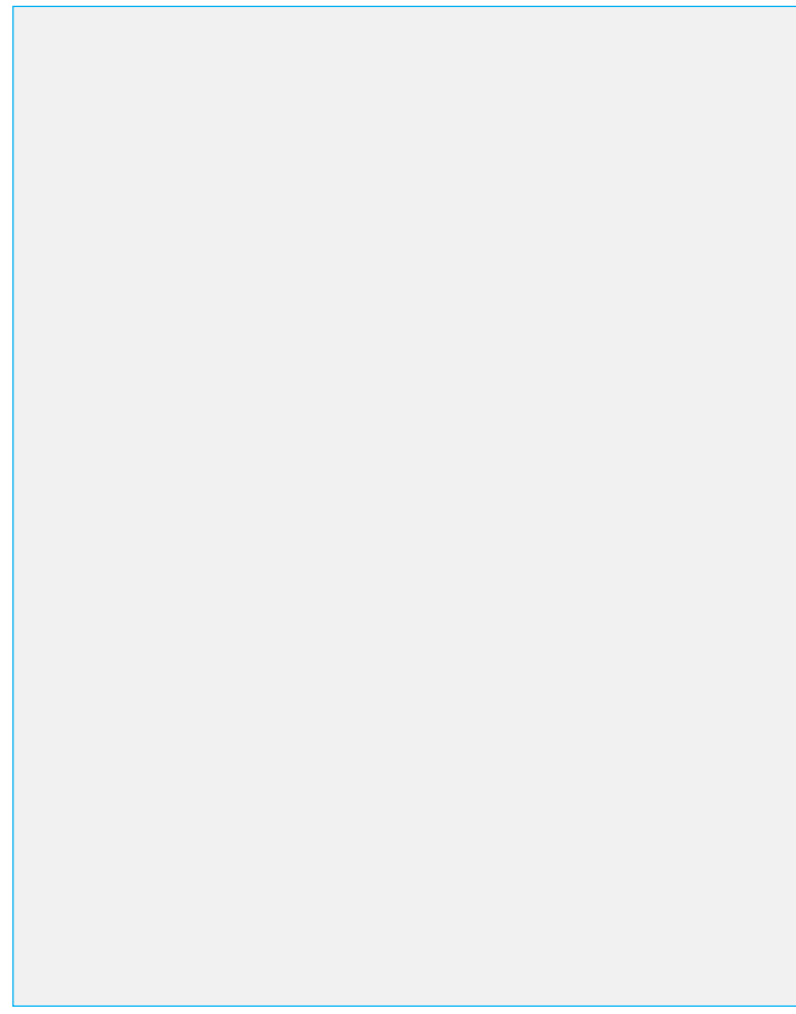
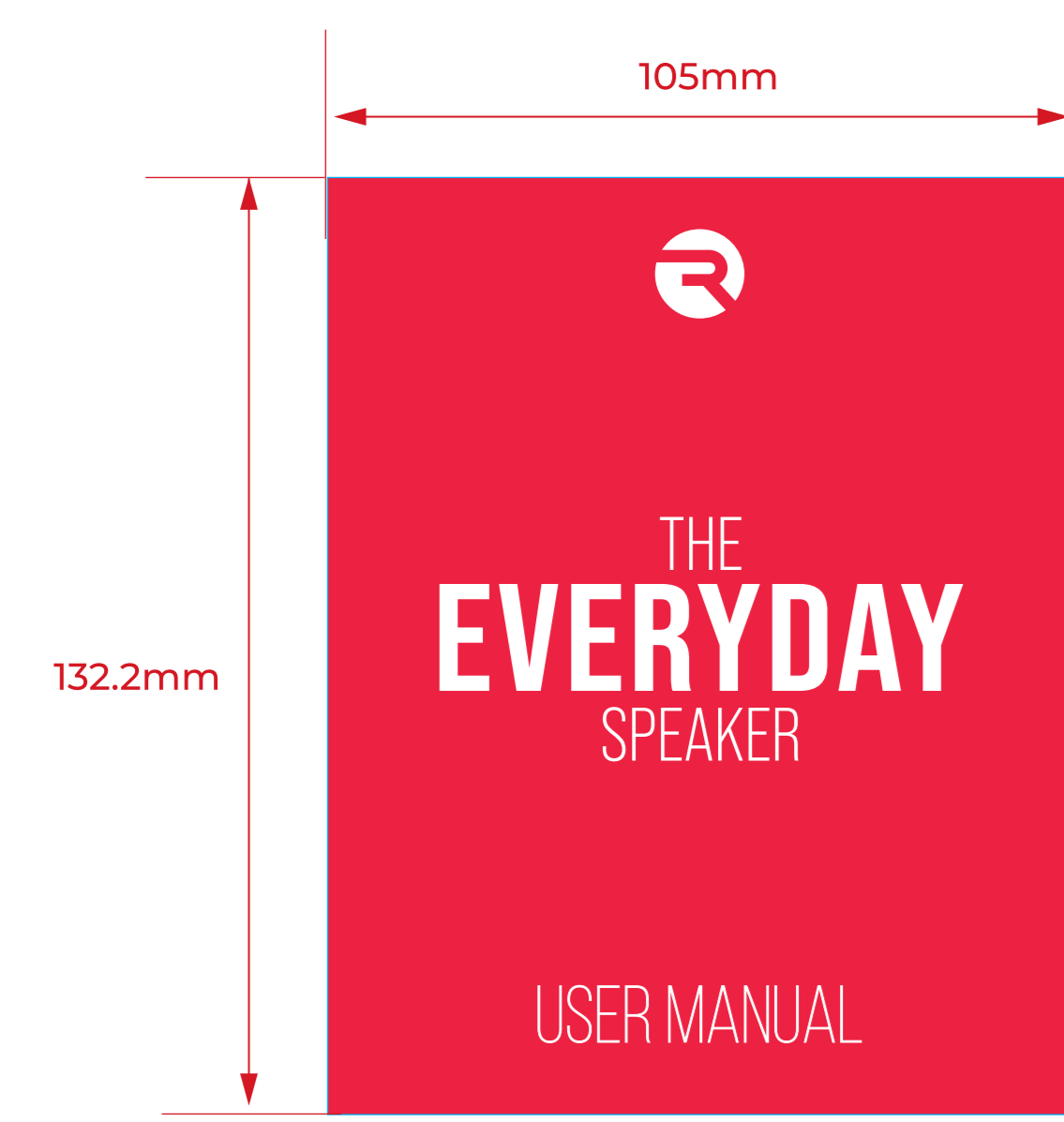


TABLE OF CONTENTS

INTRODUCTION 1
 UNIT AT A GLANCE 2
 PACKAGE CONTENTS 2
 FEATURES AT A GLANCE 3
 CHARGING YOUR DEVICE 4
 QUICK START GUIDE 5
 FUNCTIONS 6
 SOUND PROFILES 7
 MULTI-LINK MODE 8
 TROUBLESHOOTING 9
 SAFTY GUIDELINES 11
 FAQ & ADDITIONAL RESOURCES 12
 SUPPORT 12
 LIMITED WARRANTY 13
 SPECIFICATIONS 13

INTRODUCTION

Welcome to your new Everyday Speaker. At Raycon, we develop and design innovative electronics so you can move and conquer your daily fast-paced life.

Before using your product, we strongly encourage you to fully read through this user guide. You can also visit our support center at www.rayconglobal.com/support.

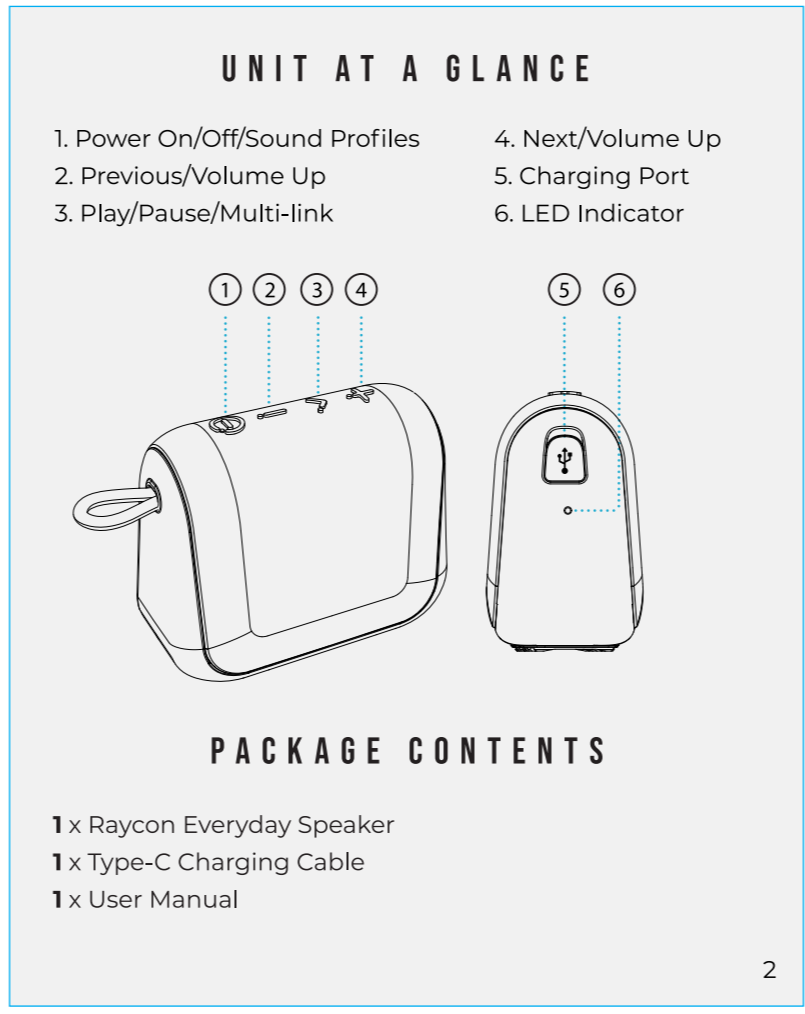
This web page has more specific guidelines and helpful videos for you to navigate your product.

For best performance, charge fully before first use.
Pairing ID: The Everyday Speaker

We are Raycon. We create carefully crafted wireless audio products for go-getters who need tech that keeps up with them.

We teamed up with expert engineers, leading taste-makers, and platinum artists to design products you'll love to use.

We believe in the the early risers and the one-more-milers of the world. Premium audio, inspired by you.



FEATURES AT A GLANCE

CRYSTAL CLEAR CALLS
 When you speak, they'll listen. Make your ideas and intentions known with clear sounding audio for calls and more.

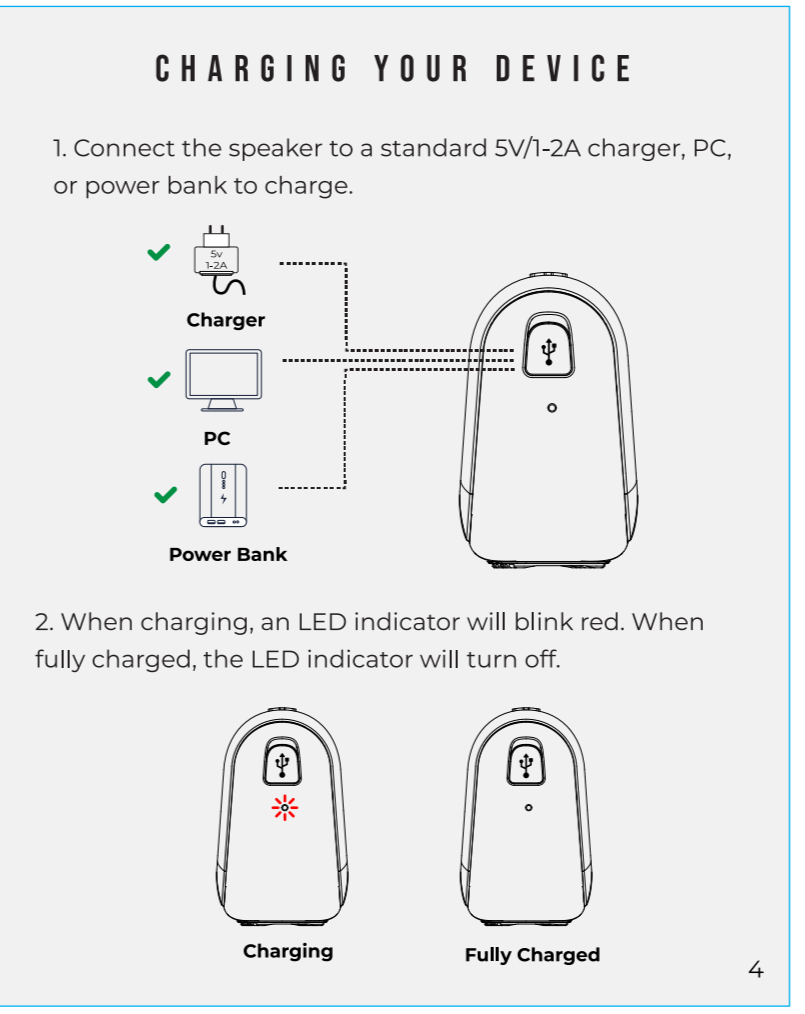
MULTI LINK MODE
 Link multiple speakers together to fill everything from your office to your entire home with amazing sound.

THREE SOUND PROFILES
 The Everyday Speaker has three sound profiles that let you control the sound you hear based on the vibe you're trying to create.

IPX7 DUST & WATERPROOF
 Water and dust are no match for this tough-as-nails speaker.

11 HOURS OF PLAYTIME
 A long lasting battery gives you 11 hours of pure sonic excitement.

COMPACT & LIGHTWEIGHT
 Bring this small and mighty speaker with you wherever you go. It's streamlined design fits in your backpacks, handbags and duffels making it powerful and portable.



QUICK START GUIDE

1. Hold "⏻" for about 4 seconds to power on. Speaker will enter pairing mode automatically.

2. From the source device, go to Bluetooth settings and ensure Bluetooth is on. Search for "The Everyday Speaker" and select it to pair.

3. Enjoy your Raycon Everyday Speaker!

FUNCTIONS

CONTROL PANAL TOP VIEW

Previous Hold for 1.5 sec
Volume Down Press

Play/Pause Press
Answer/End Call Press
Reject Call Hold for 1.5 sec
Redial Press 2x

Next Hold for 1.5 sec
Volume Up Press

⊖ Press "↵" twice to redial the last number called. This feature may vary based on mobile device.

SOUND PROFILES

Your sound, your way. Our sound profiles are designed by artists and producers at the top of the industry. Press "⊖" to toggle between sound profiles.

BALANCED SOUND
 A leveled sound that is great for all around performance and clarity.

BASS SOUND
 Our bass boosted sound, great for songs with strong beats and a go-to for bass lovers.

PURE SOUND
 Our most refined sound, perfect to hear every single note.

MULTI-LINK MODE

Pair two Everyday Speakers together with Multi-link Mode.

1. Power on both speakers, and ensure that they are not connected to any bluetooth decive.

2. On one speaker, press "↵" to begin pairing. A voice prompt will be audible once speakers are successfully paired.

TROUBLESHOOTING

3. From the source device, go to Bluetooth settings and ensure Bluetooth is on. Search for "The Everyday Speaker" and select it to pair.

4. Enjoy your Everyday Speakers with Multi-link Mode! To unpair speakers, hold "↵" for about 3 seconds.

1. The speaker does not turn on.
 Ensure the speaker is fully charged. If the speaker does not turn on even after charging, contact customer service at: rayconglobal.com/support.

2. The speaker does not charge.
 Ensure that USB charging cable is properly connected to the speaker and the power source.

3. The speaker does not pair.
 Ensure that Bluetooth device is compatible and powered on, and that bluetooth is enabled.

4. Music will not play through the speaker.
 A) Ensure that the speaker and Bluetooth device are powered on, and that the volume is not set to minimum level.
 B) Test the playback of the track on your Bluetooth Device.

5. Sound lag / distortion / noise.
 A) Check if there is a 2.4 GHz device near the speaker or Bluetooth Device.
 B) Ensure that your Bluetooth device is within 30' of the speaker.

6. Caller cannot be heard.
 Ensure that your Bluetooth device is compatible, that Bluetooth is enabled, and that the device is connected to the speaker. On your bluetooth device, ensure that the speaker is selected for call audio.

SAFETY GUIDELINES

- Be wary of any edges, uneven surfaces, and metal parts, including on accessories and product packaging, to prevent any possible injury or damage.
- Listen to music at a proper volume to avoid damaging your hearing and speaker.
- Do not store in high temperatures, such as in a hot vehicle or in direct sunlight.
- Do not drop or cause undue impact to the speaker.
- Do not modify, repair, or dismantle the product on your own.
- Do not expose speaker and any of its supplied parts to liquid such as rain for prolonged periods of time. Please see IPX-Rating for more guidelines.

FAQ & ADDITIONAL RESOURCES

Do not expose the speaker to water while charging, as doing so may result in damage to the speaker or the power source.

When cleaning this speaker, use a soft dry cloth. For more severe stains, dampen the cloth with water only. Any changes or modifications the chance of dissolving the paint or damaging the plastic.

Visit: www.rayconglobal.com/support.

LIMITED WARRANTY

Visit: www.rayconglobal.com/warranty.

SPECIFICATIONS

Model: RBS920
 Pairing Name: The Everyday Speaker
 RDID: D920-21E-Q421
 Bluetooth Version: 5.0
 Charging Time: about 1.5 Hours
 Support Profile: HSP / HFP / A2DP / AVRCP
 Speaker Size: Ø 45mm
 Speaker Power: 5W
 Battery Capacity: 1200mAh
 Play time: about 11 Hours
 Frequency Response: 55Hz-20kHz
 Weight: about 200g
 Product size: 97.8(L) x 47.4(W) x 81.5 (H) mm
 Bluetooth Operating Range: ≤ 10m

FCC WARNING

This device complies with part 15 of the FCC Rules. Operation is subject to the following two conditions: (1) this device may not cause harmful interference, and (2) this device must accept any interference received, including interference that may cause undesired operation. Any changes or modifications not expressly approved by the party responsible for compliance could void the user's authority to operate the equipment.

NOTE: This equipment has been tested and found to comply with the limits for a Class B digital device, pursuant to Part 15 of the FCC Rules. These limits are designed to provide reasonable protection against harmful interference in a residential installation. This equipment generates, uses, and can radiate radio frequency energy and, if not installed and used in accordance with the instructions, may cause harmful interference to radio communications. However, there is no guarantee that interference will not occur in a particular installation. If this equipment does cause harmful interference to radio or television reception, which can be determined by turning the equipment off and on, the user is encouraged to try to correct the interference by one or more of the following measures:


- Reorient or relocate the receiving antenna.
- Increase the separation between the equipment and receiver.
- Connect the equipment into an outlet on a circuit different from that to which the receiver is connected.
- Consult the dealer or an experienced radio/TV technician for help. The device has been evaluated to meet general RF exposure statement. The device can be used in portable exposure condition without restriction.

IC Caution:
 Radio Standards Specification RSS-Gen, issue 5

- English:
 This device contains licence-exempt transmitter(s)/receiver(s) that comply with Innovation, Science and Economic Development Canada's licence-exempt RSS(s). Operation is subject to the following two conditions:
 This device may not cause interference.
 This device must accept any interference, including interference that may cause undesired operation of the device.

- French:
 Cet appareil contient des émetteurs / récepteurs exempts de licence conformes aux RSS (RSS) d'Innovation, Sciences et Développement économique Canada. Le fonctionnement est soumis aux deux conditions suivantes:
 Cet appareil ne doit pas causer d'interférences.
 Cet appareil doit accepter toutes les interférences, y compris celles susceptibles de provoquer un fonctionnement indésirable de l'appareil.

FCC ID: 2A20V-RBS920
 IC: 27185-RBS920



BACK COVER
封底