



# 1. TEST SETUP PHOTOGRAPHS

## 1.1. Photo of Radiated Emissions Measurement




Fig. 1




Fig. 2



## 1.2. Photo of AC Mains Conducted Emissions




Fig. 3