

# FCC Test Report

Part 15 subpart C

FCC ID: 2AZOIIION4XI

## Client Information:

Applicant: HFCL Limited

Applicant add.: Plot no. 38, Institutional Area, Sector 32, Gurgaon -122001

## Product Information:

EUT Name: Wi-Fi Access Point – Dual Band 2x2: 2 Wi-Fi 6 Indoor Access Point (AP) with Integrated Antenna in 2.4Ghz & 5Ghz Band

Model No.: ion4xi

Brand Name:



Serial Model: N/A

Standards: FCC PART 15 Subpart C: 2015 section 15.247

Prepared By: 

Vaishali

AA Electro Magnetic Test Laboratory Private Limited

Add. : Plot No 174, Udyog Vihar - Phase 4, Sector 18,  
Gurgaon, Haryana, India

Date of Receipt: Feb. 23, 2021

Date of Test: Feb. 23~ Mar. 25, 2021

Date of Issue: Apr. 09, 2021

Test Result: Pass

**Declaration of Conformity:** Declaration of conformity of the results is based as per the standard limits  
This device described above has been tested by AA Electro Magnetic Test Laboratory Private Limited, and the test results show that the equipment under test (EUT) is in compliance with the FCC requirements. And it is applicable only to the tested sample identified in the report.

\*This test report must not be used by the client to claim product endorsement by any agency of the U.S. government.

Reviewed by:



Dr. Lenin Raja (Authorized Representative) (/ lenin83/)

Approved by:




(Anshul Tyagi)

# 1 Contents

|   | Page      |
|---|-----------|
| COVER PAGE                                  |           |
| <b>1 CONTENTS</b>                           | <b>2</b>  |
| <b>2 VERSION</b>                            | <b>3</b>  |
| <b>3 TEST SUMMARY</b>                       | <b>4</b>  |
| 3.1 COMPLIANCE WITH FCC PART 15 SUBPART C   | 4         |
| 3.2 MEASUREMENT UNCERTAINTY                 | 5         |
| 3.3 TEST LOCATION                           | 5         |
| <b>4 TEST FACILITY</b>                      | <b>6</b>  |
| 4.1 DEVIATION FROM STANDARD                 | 6         |
| 4.2 ABNORMALITIES FROM STANDARD CONDITIONS  | 6         |
| <b>5 GENERAL INFORMATION</b>                | <b>7</b>  |
| 5.1 GENERAL DESCRIPTION OF EUT              | 7         |
| 5.2 EUT PERIPHERAL LIST                     | 9         |
| 5.3 TEST PERIPHERAL LIST                    | 9         |
| <b>6 EQUIPMENTS LIST FOR ALL TEST ITEMS</b> | <b>10</b> |
| <b>7 TEST RESULT</b>                        | <b>12</b> |
| 7.1 DESCRIPTION OF TEST CONDITIONS          | 12        |
| 7.2 ANTENNA REQUIREMENT                     | 13        |
| 7.3 CONDUCTION EMISSIONS MEASUREMENT        | 14        |
| 7.4 RADIATED EMISSIONS MEASUREMENT          | 18        |
| 7.5 6 DB BANDWIDTH                          | 50        |
| 7.6 MAXIMUM PEAK OUTPUT POWER               | 61        |
| 7.7 PEAK POWER SPECTRAL DENSITY             | 64        |
| 7.8 BAND EDGES REQUIREMENT                  | 73        |
| 7.9 CONDUCTED SPURIOUS EMISSIONS            | 84        |

## 2 Version

| Revision Record |         |      |          |        |
|-----------------|---------|------|----------|--------|
| Version         | Chapter | Date | Modifier | Remark |
| --              | --      | --   | --       | --     |
| --              | --      | --   | --       | --     |
| --              | --      | --   | --       | --     |
| --              | --      | --   | --       | --     |



### 3 Test Summary

#### 3.1 Compliance with FCC Part 15 subpart C

| TEST  | TEST REQUIREMENT                                    | TEST METHOD   | RESULT |
|---|---|---|--------|
| Antenna Requirement                           | FCC PART 15 C section 15.247 (c) and Section 15.203 | FCC PART 15 C section 15.247 (c) and Section 15.203 | PASS   |
| Conducted Emissions at Mains Terminals        | FCC PART 15 C section 15.207                        | ANSI C63.10: Clause 6.2                             | PASS   |
| Radiated Spurious Emission (30 MHz to 25 GHz) | FCC PART 15 C section 15.209 &15.247(d)             | ANSI C63.10: Clause 6.4, 6.5 and 6.6                | PASS   |
| 6 dB Bandwidth                                | FCC PART 15 C section 15.247 (a)(2)                 | ANSI C63.10: Clause 6.9.1                           | PASS   |
| Maximum Peak Output Power                     | FCC PART 15 C section 15.247(b)(3)                  | FCC/KDB-558074 D01 v03r01 Clause 9.1.2              | PASS   |
| Peak Power Spectral Density                   | FCC PART 15 C section 15.247(e)                     | ANSI C63.10: Clause 6.11.2.3                        | PASS   |
| Band Edges Measurement                        | FCC PART 15 C section 15.247 (d) &15.205            | FCC/KDB-558074 D01 v03r01 Clause 13.3.1             | PASS   |
| Conducted Spurious Emission (30MHz to 25GHz)  | FCC PART 15 C section 15.209 &15.247(d)             | ANSI C63.10: Clause 6.7                             | PASS   |

**Remark:**

N/A: not applicable. Refer to the relative section for the details.

EUT: In this whole report EUT means Equipment Under Test.

Tx: In this whole report Tx (or tx) means Transmitter.

Rx: In this whole report Rx (or rx) means Receiver.

RF: In this whole report RF means Radio Frequency.

ANSI C63.10: the detail version is ANSI C63.10:2013 in the whole report.

### 3.2 Measurement Uncertainty

All measurements involve certain levels of uncertainties, the following measurements uncertainty Levels have estimated based on standards, the maximum value of the uncertainty as below:

| No. | Item                    | Uncertainty |
|-----|-------------------------|-------------|
| 1   | Conducted Emission Test | 2.67dB      |
| 2   | Radiated Emission Test  | 3.06dB      |

### 3.3 Test Location

All tests were performed at:

AA Electro Magnetic Test Laboratory Private Limited

Plot No 174, Udyog Vihar - Phase 4, Sector 18, Gurgaon, Haryana, India

Tel.: +91-0124-4235350

## 4 Test Facility

The test facility is recognized, certified or accredited by the following organizations:

**ILAC / NABL Accreditation No.: TC-8597**

Three 3m Semi-Anechoic Chamber, 1 full-Anechoic chamber and 2 Shielding Rooms of AA Electro Magnetic Test Laboratory Private Limited have been registered by National Accreditation Board for Testing and Calibration Laboratories (NABL).

**ILAC –A2LA Accreditation No.: 5593.01**

Three 3m Semi-Anechoic Chamber, 1 full-Anechoic chamber and 2 Shielding Rooms of AA Electro Magnetic Test Laboratory Private Limited have been registered American Association of Laboratory Accreditation ( A2LA.)

**FCC- Recognition No.: 137777**

Three 3m Semi-Anechoic Chamber, 1 full-Anechoic chamber and 2 Shielding Rooms of AA Electro Magnetic Test Laboratory Private Limited have been registered by Federal Communications Commission (FCC).

**ISED Recognition No.: 26046**

Three 3m Semi-Anechoic Chamber, 1 full-Anechoic chamber and 2 Shielding Rooms of AA Electro Magnetic Test Laboratory Private Limited have been registered by Institute for Social and Economic Development.( ISED)

**VCCI- Registration No: 4053**

Three 3m Semi-Anechoic Chamber, 1 full-Anechoic chamber and 2 Shielding Rooms of AA Electro Magnetic Test Laboratory Private Limited have been registered by Voluntary Control Council for Interference.(VCCI)

**TEC Designation No.: IND063**

Three 3m Semi-Anechoic Chamber, 1 full-Anechoic chamber and 2 Shielding Rooms of AA Electro Magnetic Test Laboratory Private Limited have been registered by Telecommunication Engineering (TEC) Center.

**BIS Recognition No: 816586**

BIS recognized as per CRS scheme for IT electronics, LED control gears, Lamp, Inverter / UPS are recognized as per LRS 2020.

### 4.1 Deviation from standard


None

### 4.2 Abnormalities from standard conditions

None

## 5 General Information

### 5.1 General Description of EUT

|                        |   |
|------------------------|---|
| Manufacturer:          | HFCL Limited  |
| Manufacturer Address:  | Plot no. 38, Institutional Area, Sector 32,Gurgaon-122001   |
| EUT Name:              | Wi-Fi Access Point – Dual Band 2x2: 2 Wi-Fi 6 Indoor Access Point (AP) with Integrated Antenna in 2.4Ghz & 5Ghz Band  |
| Model No:              | ion4xi  |
| Brand Name:            |    |
| Derivative model No.:  | N/A   |
| Operation frequency:   | 2412 MHz to 2462 MHz for 802.11b/g/n/ax(HT20)<br>2422 MHz to 2452 MHz for 802.11n/ax(HT40)  |
| Number of Channels:    | 11 Channels for 802.11b/g/n/ax(HT20)<br>7 Channels for 802.11n/ax(HT40)   |
| Modulation Technology: | 802.11b: CCK/DQPSK/DBPSK<br>802.11g/n/ax: BPSK/QPSK/16QAM/64QAM/256QAM  |
| Transmit Data Rate:    | 802.11b :1/2/5.5/11 Mbps<br>802.11g :6/9/12/18/24/36/48/54 Mbps<br>802.11n(HT20): 7.2/14.4/21.7/28.9/43.3/57.8/65/72.2 Mbps<br>802.11n(HT40): 15/30/45/60/90/120/135/150 Mbps<br>802.11ax(HE20): MCS0/1/2/3/4/5/6/7<br>802.11ax(HE40): MCS0/1/2/3/4/5/6/7/8/9 |
| Channel Separation:    | 5 MHz   |
| Antenna Type:          | Integrated Antenna  |
| Antenna Gain:          | 5dBi  |
| H/W No.:               | N/A   |
| S/W No.:               | N/A   |
| Power Supply Range:    | <b>48VDC (nominal), 0.6A input through PoE</b><br>Input: 100~240VAC, 50~60Hz<br>Output: 48VDC (nominal), 0.6A<br><b>12VDC, 2.5A Input through AC-DC Adapter</b><br>Input: 100~240VAC, 50~60Hz<br>Output: 12VDC, 2.5A  |
| Note:                  |   |
| 1.                     | For a more detailed features description, please refer to the manufacturer's specifications or the User's Manual.   |

**EUT channels and frequencies list:**

1. Test frequencies are lowest channel: 2412 MHz, middle channel: 2437 MHz and highest channel: 2462 MHz for 802.11b/g/n(HT20)/ax(HE20)

| Channel | Frequency (MHz) | Channel | Frequency (MHz) |
|---------|-----------------|---------|-----------------|
| 1       | 2412            | 7       | 2442            |
| 2       | 2417            | 8       | 2447            |
| 3       | 2422            | 9       | 2452            |
| 4       | 2427            | 10      | 2457            |
| 5       | 2432            | 11      | 2462            |
| 6       | 2437            |         |                 |

2. Test frequencies are lowest channel: 2422 MHz, middle channel: 2437 MHz and highest channel: 2452 MHz for 802.11n(HT40)/ax(HE40)

| Channel | Frequency (MHz) | Channel | Frequency (MHz) |
|---------|-----------------|---------|-----------------|
| 3       | 2422            | 7       | 2442            |
| 4       | 2427            | 8       | 2447            |
| 5       | 2432            | 9       | 2452            |
| 6       | 2437            |         |                 |



### 5.2 EUT Peripheral List

| No . | Equipment | Manufacturer | Model No. | Serial No. | Power cord | signal cable |
|------|-----------|--------------|-----------|------------|------------|--------------|
| 1    | N/A       | N/A          | N/A       | N/A        | N/A        | N/A          |

### 5.3 Test Peripheral List

| No . | Equipment       | Manufacturer | Model No.     | Serial No.  | Power cord          | signal cable |
|------|-----------------|--------------|---------------|-------------|---------------------|--------------|
| 1    | Laptop          | DELL         | Latitude 3490 | 5M2Z1W2     | 2m unshielded       | N/A          |
| 2    | DC Power Supply | JUNKE        | JK15040K      | 20181126-43 | 2m Unshielded Cable | N/A          |

## 6 Equipments List for All Test Items

| No | Test Equipment              | Manufacturer      | Model No    | Serial No  | Cal. Date  | Cal. Due Date |
|----|-----------------------------|-------------------|-------------|------------|------------|---------------|
| 1  | Spectrum Analyzer           | Rohde and Schwarz | FSP40       | 101163     | 2020/12/11 | 2022/12/10    |
| 2  | Loop antenna                | DAZE Beijing      | ZN30900C    | 18052      | 2020/01/29 | 2022/01/28    |
| 3  | Hi power horn antenna       | DAZE Beijing      | ZN30700     | 18012      | 2020/01/30 | 2022/01/29    |
| 4  | Horn antenna                | DAZE Beijing      | ZN30702     | 18006      | 2020/01/30 | 2022/01/29    |
| 5  | Horn antenna                | DAZE Beijing      | ZN30703     | 18005      | 2020/01/30 | 2022/01/29    |
| 6  | Preamplifier                | KELIANDA          | LNA-0009295 | -          | 2021/01/13 | 2022/01/13    |
| 7  | Preamplifier                | KELIANDA          | CF-00218    | -          | 2021/01/13 | 2022/01/13    |
| 8  | Bi conical Antenna          | DAZE Beijing      | ZN30505C    | 17038      | 2020/01/28 | 2022/01/29    |
| 9  | EMI-RECEIVER                | Schwarzbeck       | FCKL        | 1528194    | 2021/01/13 | 2022/01/13    |
| 10 | Spectrum Analyzer           | ADVANTEST         | R3162       | -          | 2021/01/13 | 2022/01/13    |
| 11 | LISN                        | Kyoritsu          | KNW-407     | 8-1789-5   | 2021/01/13 | 2022/01/13    |
| 12 | Network-LISN                | Schwarzbeck       | NNBM8125    | 81251314   | 2021/01/13 | 2022/01/13    |
| 13 | Network-LISN                | Schwarzbeck       | NNBM8125    | 81251315   | 2021/01/13 | 2022/01/13    |
| 14 | PULSELIMITER                | Rohde and Schwarz | ESH3-Z2     | 100681     | 2020/05/13 | 2021/05/12    |
| 15 | 50ΩCoaxialSwitch            | DAIWA             | 1565157     | -          | 2020/05/13 | 2021/05/12    |
| 16 | 50ΩCoaxialSwitch            | -                 | -           | -          | 2020/05/13 | 2021/05/12    |
| 17 | Wireless signal power meter | DARE!!            | RPR3006W    | RFSW190220 | 2021/01/13 | 2022/01/13    |
| 18 | Signal Generator            | KEYSIGHT          | N5181A      | 512071     | 2021/01/13 | 2022/01/13    |

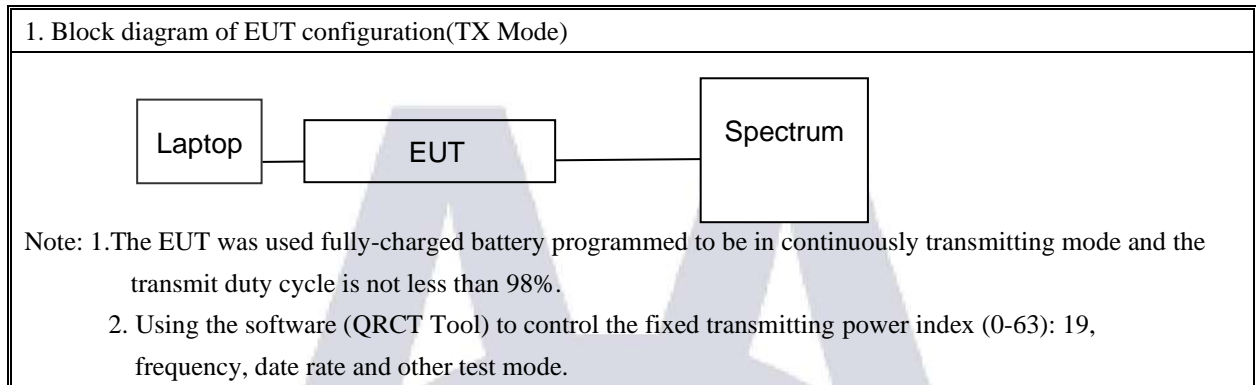
**Report No: AAEMT/EMC/210223-02-03**

|    |                            |          |            |                          |            |            |
|----|----------------------------|----------|------------|--------------------------|------------|------------|
| 19 | RF Vector Signal Generator | Keysight | N5182B     | 512094                   | 2021/01/13 | 2022/01/13 |
| 20 | Spectrum analyzer          | R&S      | FSV-40N    | 101385                   | 2021/01/13 | 2022/01/13 |
| 21 | Radio Communication Tester | R&S      | CMW 500    | 124589                   | 2020/5/15  | 2021/5/14  |
| 22 | Signal Generator           | R&S      | SMP02      | 837017/004<br>836593/005 | 2020/5/15  | 2021/5/14  |
| 23 | DC Power Supply            | Guanker  | JK15040K   | TNC/ET/C/0<br>01/15      | 2020/2/2   | 2022/2/1   |
| 24 | Pro. Temp & Humi. chamber  | MENTEK   | MHP-150-1C | MAA081125<br>01          | 2020/2/2   | 2022/2/1   |
| 25 | Attenuators                | AGILENT  | 8494B      | -                        | -          | -          |
| 26 | Attenuators                | AGILENT  | 8495B      | -                        | -          | -          |

## 7 Test Result

### 7.1 Description of Test conditions

- (1) EUT was tested in normal configuration (Please See following Block diagram)



- (2) E.U.T. test conditions:

15.31(e): For intentional radiators, measurements of the variation of the input power or the radiated signal level of the fundamental frequency component of the emission, as appropriate, shall be performed with the supply voltage varied between 85% and 115% of the nominal rated supply voltage. For battery operated equipment, the equipment tests shall be performed using a new battery.

15.32: Power supplies and CPU boards used with personal computers and for which separate authorizations are required to be obtained shall be tested as follows: Testing shall be in accordance with the procedures specified in Section 15.31 of this part.

- (3) Test frequencies:

According to the 15.31(m) Measurements on intentional radiators or receivers, other than TV broadcast receivers, shall be performed and. If required reported for each band in which the device can be operated with the device operating at the number of frequencies in each band specified in the following table:

| Frequency range over which device operates | Number of frequencies | Location in the range of operation          |
|--|-----------------------|---|
| 1 MHz or less                              | 1                     | Middle                                      |
| 1 to 10 MHz                                | 2                     | 1 near top and 1 near bottom                |
| More than 10 MHz                           | 3                     | 1 near top, 1 near middle and 1 near bottom |

- (4) Frequency range of radiated measurements:

According to the 15.33, the test range will be up to the tenth harmonic of the highest fundamental frequency.

- (5) Pre-test the EUT in all transmitting mode at the lowest, middle and highest channel with different data rate and conducted to determine the worst-case mode, only the worst-case results are recorded in this report.

## 7.2 Antenna Requirement

### 7.2.1 Standard requirement

15.203 requirement: For intentional device, according to 15.203: an intentional radiator shall be designed to ensure that no antenna other than that furnished by the responsible party shall be used with the device.

15.247(c) (1)(i) requirement: (i) Systems operating in the 2400-2483.5 MHz band that is used exclusively for fixed. Point-to-point operations may employ transmitting antennas with directional gain greater than 6dBi provided the maximum conducted output power of the intentional radiator is reduced by 1 dB for every 3 dB that the directional gain of the antenna exceeds 6dBi.

### 7.2.2 EUT Antenna

The antenna is an external FPC antenna which is connected to the board via U.FL connector. Antenna gain is maximum 5dBi from 2.4GHz to 2.5 GHz

### 7.3 Conduction Emissions Measurement

**Test Requirement:** FCC Part 15 C section 15.207  
**Test Method:** ANSI C63.10: Clause 6.2  
**Frequency Range:** 150 kHz to 30 MHz  
**Detector:** Peak for pre-scan (9kHz Resolution Bandwidth)  
**Test Limit**

| Frequency Range<br>(MHz) | Limit (dBuV) |          |
|--------------------------|--------------|----------|
|                          | Quasi-peak   | Average  |
| 0.15 to 0.50             | 66 to 56     | 56 to 46 |
| 0.50 to 5                | 56           | 46       |
| 5 to 30                  | 60           | 50       |

NOTE 1 The limit decreases linearly with the logarithm of the frequency in the range 0,15 MHz to 0,50 MHz.

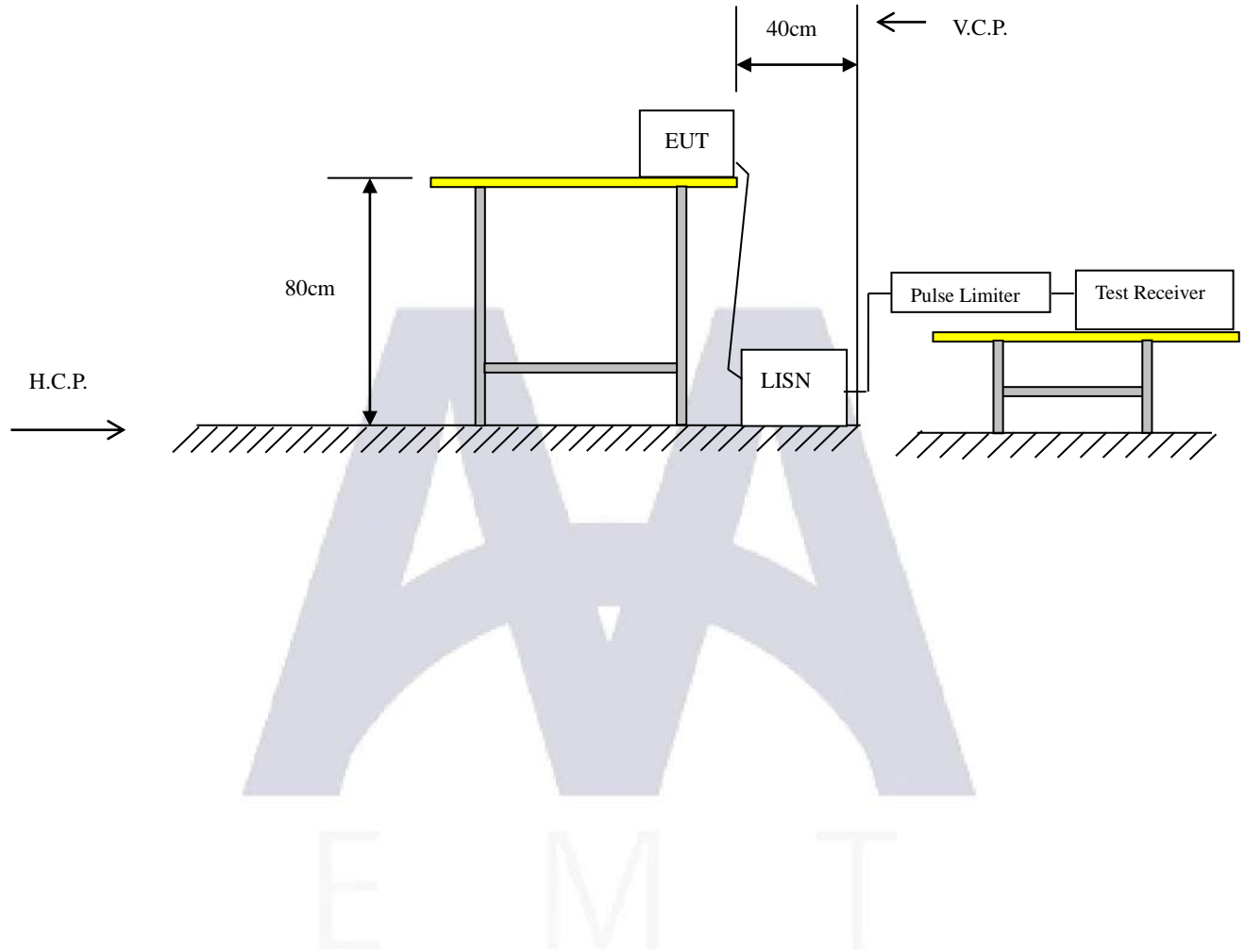
**EUT Operation:** Test in normal operating mode. For intentional radiators, measurements of the variation of the input power or the radiated signal level of the fundamental frequency component of the emission, as appropriate, shall be performed with the supply voltage varied between 85% and 115% of the nominal rated supply voltage.

Pre-Scan has been conducted to determine the worst-case mode from all possible combinations between available modulations, data rates and antenna ports (if EUT with antenna diversity architecture).

**Test procedure**

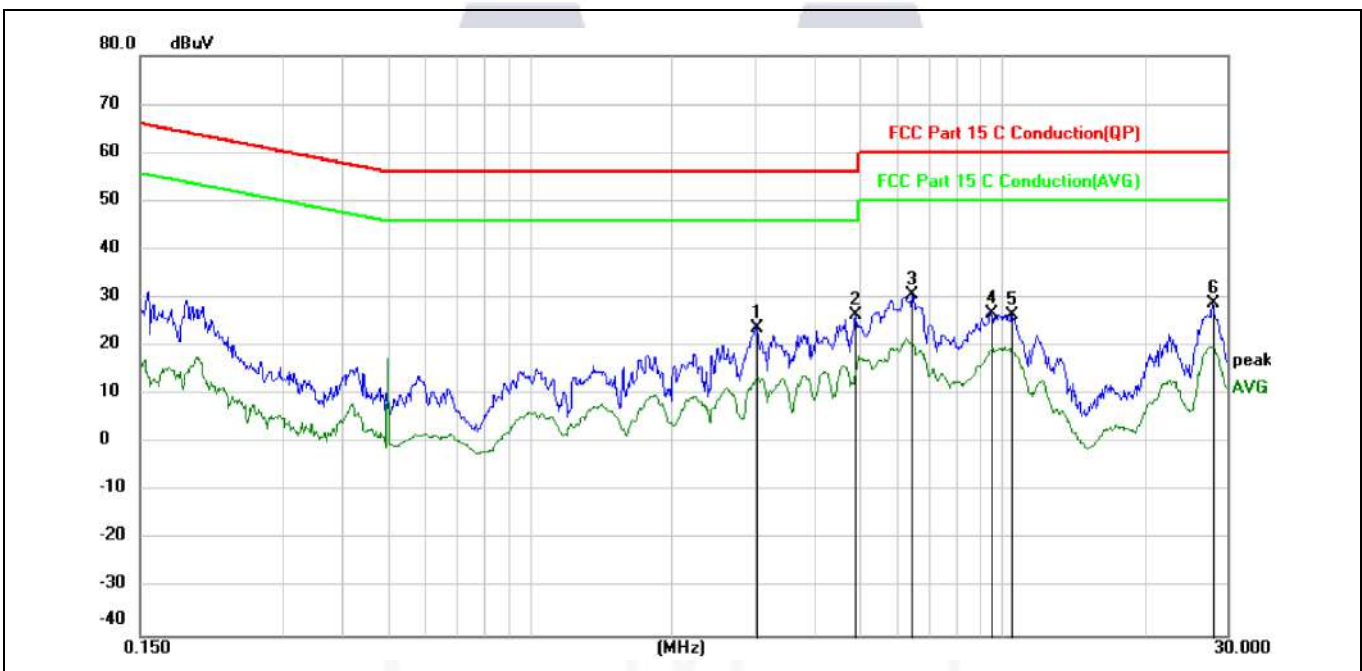
1. The mains terminal disturbance voltage test was conducted in a shielded room.
2. The EUT was connected to AC power source through a LISN 1 (Line Impedance Stabilization Network) which provides a 50Ω/50μH + 5Ω linear impedance. The power cables of all other units of the EUT were connected to a second LISN 2, which was bonded to the ground reference plane in the same way as the LISN 1 for the unit being measured. A multiple socket outlet strip was used to connect multiple power cables to a single LISN provided the rating of the LISN was not exceeded.
3. The tabletop EUT was placed upon a non-metallic table 0.8m above the ground reference plane. And for floor-standing arrangement, the EUT was placed on the horizontal ground reference plane, but separated from metallic contact with the ground reference plane by 0.1m of insulation.
4. The test was performed with a vertical ground reference plane. The rear of the EUT shall be 0,4 m from the vertical ground reference plane. The vertical ground reference plane was bonded to the horizontal ground reference plane. The LISN 1 was placed 0,8 m from the boundary of the unit under test and bonded to a ground reference plane for LISNs mounted on top of the ground reference plane. This distance was between the closest points of the LISN 1 and the EUT. All other units of the EUT and associated equipment was at least 0,8 m from the LISN 2.

Test setup



7.3.1 Test results

|                       |                             |                    |            |
|-----------------------|-----------------------------|--------------------|------------|
| EUT:                  | Wi-Fi Access Point          | Model Name. :      | ion4xi     |
| Temperature:          | 24 °C                       | Relative Humidity: | 51%        |
| Pressure:             | 1010hPa                     | Test Date :        | 2021-03-04 |
| Test Mode:            | TX (1Mbps) CH1 (worst case) | Phase :            | Line       |
| <b>Test Voltage</b> : | AC 120V,60Hz                |                    |            |

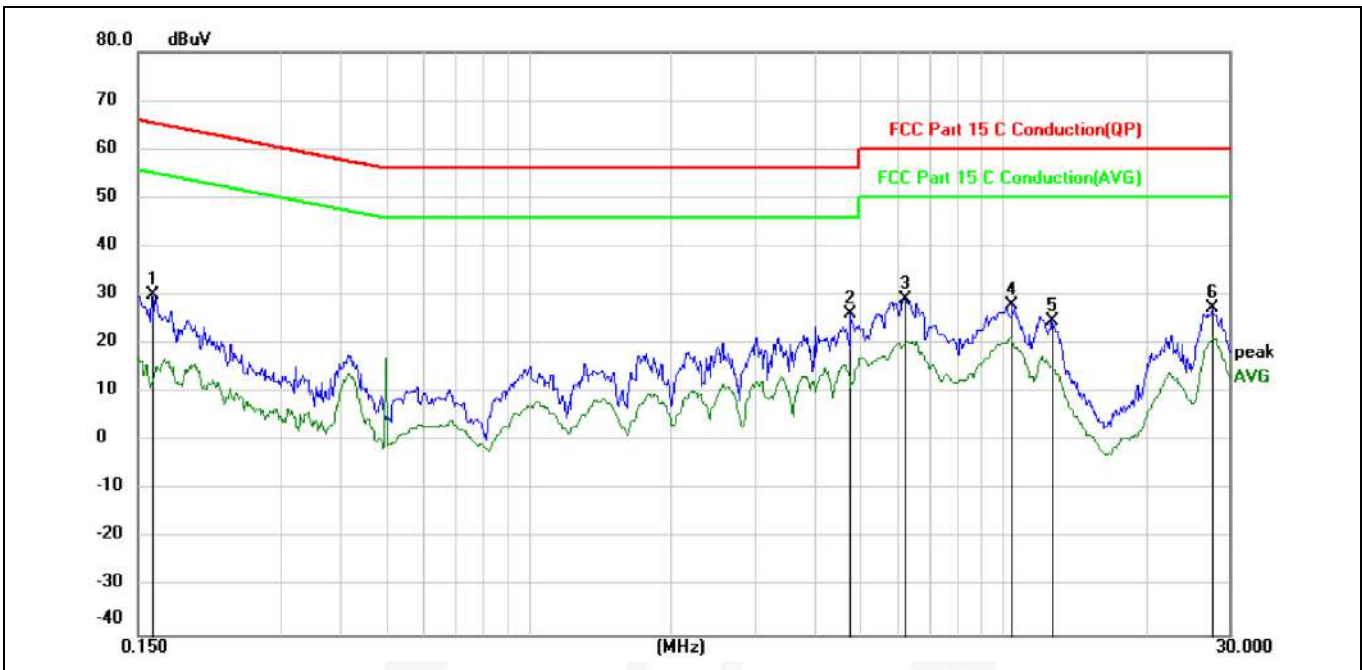


Remark: Factor = LISN factor + Cable Loss + Pulse limiter factor.

| No. | Mk. | Freq.<br>MHz | Reading<br>Level<br>dBuV | Correct<br>Factor<br>dB | Measure-<br>ment<br>dBuV | Limit<br>dBuV | Over<br>dB | Detector |
|-----|-----|--------------|--------------------------|-------------------------|--------------------------|---------------|------------|----------|
| 1   |     | 3.0245       | 23.07                    | 0.64                    | 23.71                    | 56.00         | -32.29     | peak     |
| 2   |     | 4.8965       | 25.66                    | 0.78                    | 26.44                    | 56.00         | -29.56     | peak     |
| 3   | *   | 6.4500       | 29.94                    | 0.77                    | 30.71                    | 60.00         | -29.29     | peak     |
| 4   |     | 9.4750       | 26.12                    | 0.75                    | 26.87                    | 60.00         | -33.13     | peak     |
| 5   |     | 10.5000      | 25.78                    | 0.74                    | 26.52                    | 60.00         | -33.48     | peak     |
| 6   |     | 27.8749      | 27.90                    | 0.83                    | 28.73                    | 60.00         | -31.27     | peak     |



|                       |                             |                    |            |
|-----------------------|-----------------------------|--------------------|------------|
| EUT:                  | Wi-Fi Access Point          | Model Name. :      | ion4xi     |
| Temperature:          | 25 °C                       | Relative Humidity: | 51%        |
| Pressure:             | 1010hPa                     | Test Date :        | 2021-03-04 |
| Test Mode:            | TX (1Mbps) CH1 (worst case) | Phase :            | Neutral    |
| <b>Test Voltage</b> : | AC 120V,60Hz                |                    |            |



Remark: Factor = LISN factor + Cable Loss + Pulse limiter factor.

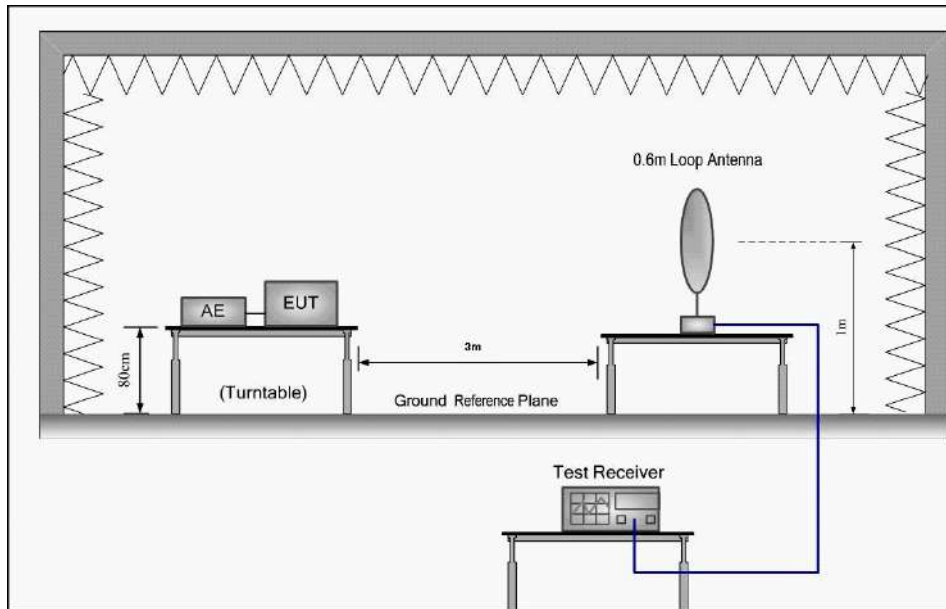
| No. | Mk. | Freq.<br>MHz | Reading<br>Level<br>dBuV | Correct<br>Factor<br>dB | Measure-<br>ment<br>dBuV | Limit<br>dBuV | Over<br>dB | Detector |
|-----|-----|--------------|--------------------------|-------------------------|--------------------------|---------------|------------|----------|
| 1   |     | 0.1607       | 29.85                    | 0.35                    | 30.20                    | 65.42         | -35.22     | peak     |
| 2   | *   | 4.7525       | 25.77                    | 0.27                    | 26.04                    | 56.00         | -29.96     | peak     |
| 3   |     | 6.2000       | 28.98                    | 0.27                    | 29.25                    | 60.00         | -30.75     | peak     |
| 4   |     | 10.4000      | 27.64                    | 0.24                    | 27.88                    | 60.00         | -32.12     | peak     |
| 5   |     | 12.6500      | 24.55                    | 0.22                    | 24.77                    | 60.00         | -35.23     | peak     |
| 6   |     | 27.5749      | 27.14                    | 0.13                    | 27.27                    | 60.00         | -32.73     | peak     |

## 7.4 Radiated Emissions Measurement

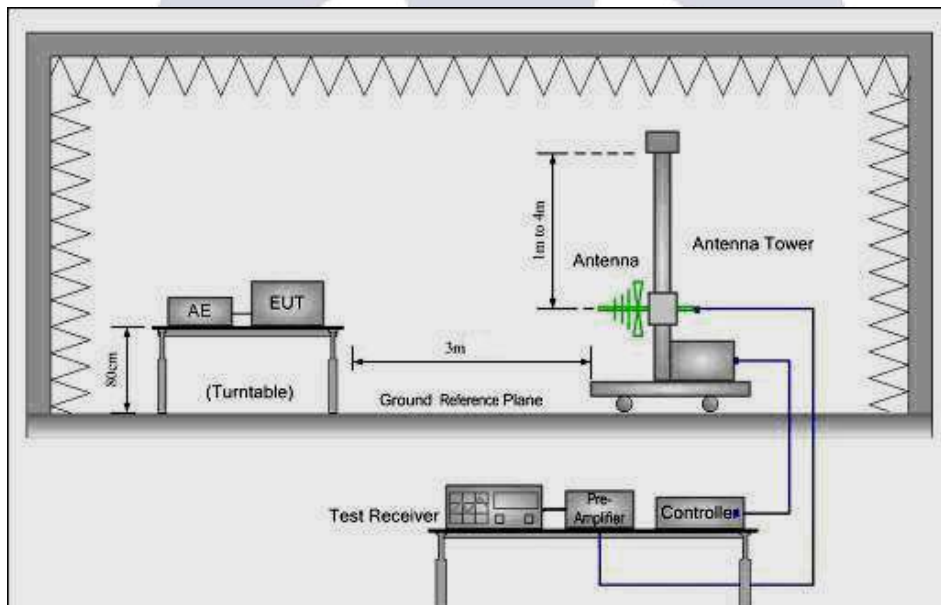
|                   |   |
|-------------------|---|
| Test Requirement: | FCC Part 15 C section 15.247<br>(d) In any 100 kHz bandwidth outside the frequency band in which the spread spectrum or digitally modulated intentional radiator is operating. The radio frequency power that is produced by the intentional radiator shall be at least 20 dB below that in the 100 kHz bandwidth within the band that contains the highest level of the desired power, based on either an RF conducted or a radiated measurement, and provided the transmitter demonstrates compliance with the peak conducted power limits. |
| Test Method:      | ANSI C63.10: Clause 6.4, 6.5 and 6.6  |
| Test Status:      | Pre-Scan has been conducted to determine the worst-case mode from all possible combinations between available modulations, data rates and antenna ports (if EUT with antenna diversity architecture). Following channel(s) was (were) selected for the final test as listed below.<br>Pre-test the EUT under 2 modes: power-supplied by using the AC adapter and power-supplied by using internal battery. After pre-testing, we found the worst case is the test mode of EUT power-supplied by using internal battery.                       |
| Detector:         | For PK value:<br>RBW = 1 MHz for $f \geq 1$ GHz, 100 kHz for $f < 1$ GHz<br>VBW $\geq$ RBW<br>Sweep = auto<br>Detector function = peak<br>Trace = max hold<br>For AV value:<br>RBW = 1 MHz for $f \geq 1$ GHz, 100 kHz for $f < 1$ GHz<br>VBW = 10Hz<br>Sweep = auto<br>Detector function = peak<br>Trace = max hold  |
| 15.209 Limit:     | 40.0 dB $\mu$ V/m between 30MHz & 88MHz<br>43.5 dB $\mu$ V/m between 88MHz & 216MHz<br>46.0 dB $\mu$ V/m between 216MHz & 960MHz<br>54.0 dB $\mu$ V/m above 960MHz  |

**Test Configuration:**

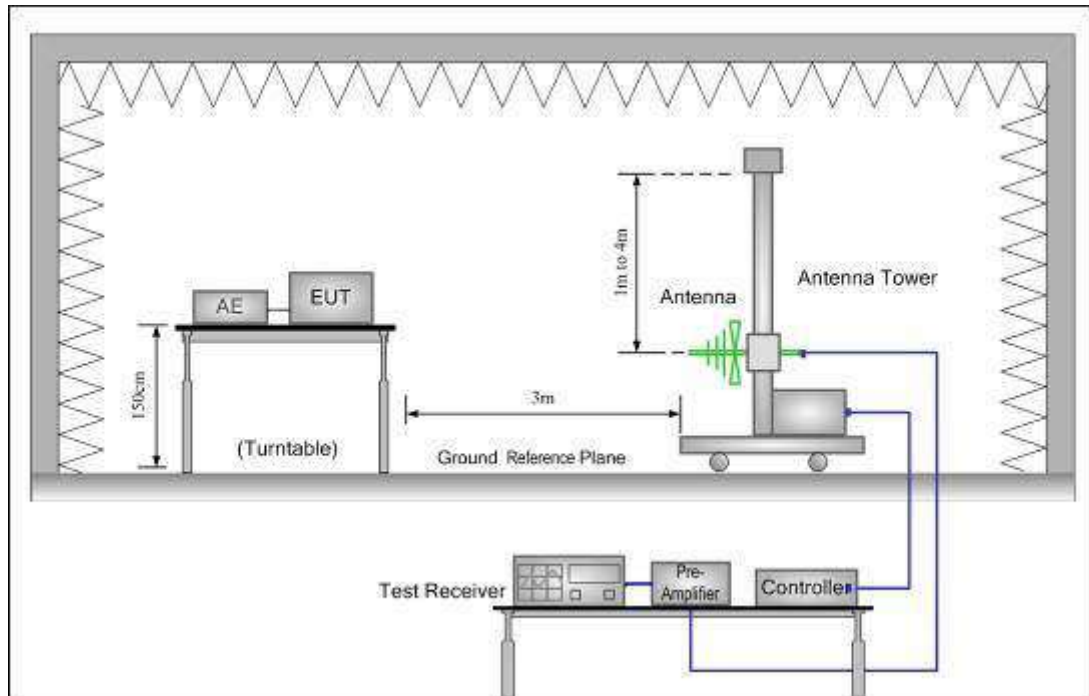
- 1) 9 kHz to 30 MHz emissions:



- 2) 30 MHz to 1 GHz emissions:



3) 1 GHz to 40 GHz emissions:



**Test procedure:**

Test site with RF absorbing material covering the ground plane that met the site validation criterion called out in CISPR 16-1-4:2007 was used to perform radiated emission test above 1 GHz.

The receiver was scanned from 30MHz to 25GHz. When an emission was found, the table was rotated to produce the maximum signal strength. An initial pre-scan was performed for in peak detection mode using the receiver. The EUT was measured for both the Horizontal and Vertical polarities and performed a pre-test three orthogonal planes. For intentional radiators, measurements of the variation of the input power or the radiated signal level of the fundamental frequency component of the emission, as appropriate, shall be performed with the supply voltage varied between 85% and 115% of the nominal rated supply voltage. The worst case emissions were reported.

From 30MHz to 1GHz, read the Quasi-Peak field strength of the emissions with receiver QP detector RBW=120KHz.

Above 1GHz, read the Peak field strength and Average field strength.

Read the Peak field strength through RBW=1MHz, VBW=3MHz in spectrum analyzer setting;

Read the Average field strength through RBW=1MHz, VBW=10Hz in spectrum analyzer setting;

For measurement at frequency above 1GHz

Place the measurement antenna away from each area of the EUT determined to be a source of emissions at the specified measurement distance, while keeping the measurement antenna aimed at the source of emissions at each frequency of significant emissions, with polarization oriented for maximum response. The measurement antenna may have to be higher or lower than the EUT, depending on the radiation pattern of the emission and staying aimed at the emission source for receiving the maximum signal. The final measurement antenna elevation shall be that which maximizes the emissions. The measurement antenna elevation for maximum emissions shall be restricted to a range of heights of from 1 m to 4 m above the ground or reference ground plane.

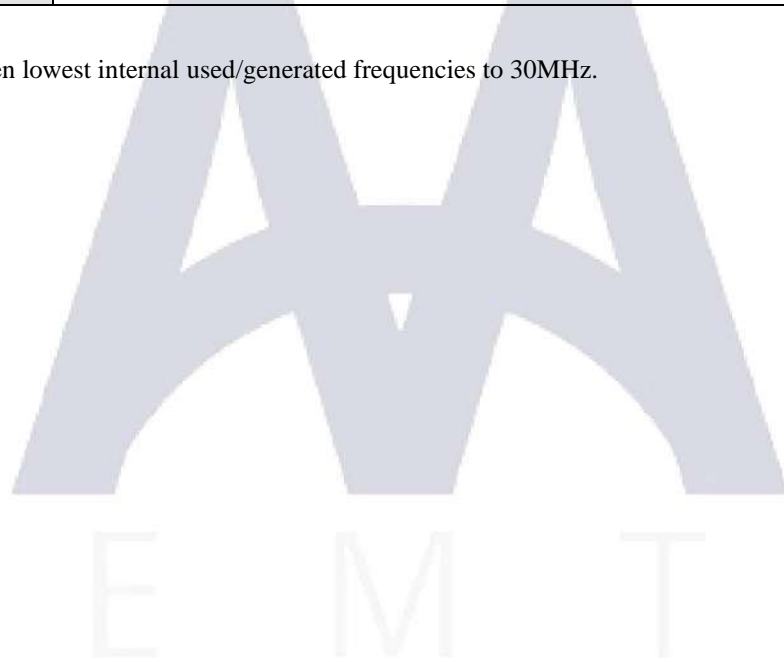
While maintaining all of the other instrument settings. This peak level, once corrected, must comply with the limit specified in Section 15.209. If the dwell time per channel of the hopping signal is less than 100 ms, then the average field strength reading obtained with the 10 Hz VBW may be further adjusted by a "duty cycle correction factor", derived from  $20\log(\text{dwell time}/100 \text{ ms})$ , in an effort to demonstrate compliance with the 15.209 limit.

**7.4.1 Test Result**

**7.4.1.1 Radiated Emissions Test Data Below 30MHz**

|                      |  |                    |               |
|----------------------|--|--------------------|---------------|
| EUT:                 | Wi-Fi Access Point                                       | Model Name. :      | ion4xi        |
| Temperature:         | 23 °C  | Test Data          | 2021-03-04    |
| Pressure:            | 1005 hPa   | Relative Humidity: | 58%           |
| Test Mode :          | TX   | Test Voltage :     | AC 120V,60Hz  |
| Measurement Distance | 3 m  | Frequency Range    | 9KHz to 30MHz |
| RBW/VBW              | 9KHz~150KHz/RB 200Hz for QP, 150KHz~30MHz/RB 9KHz for QP |                    |               |

No emission found between lowest internal used/generated frequencies to 30MHz.



**7.4.1.2 Radiated Emissions Test Data 30MHz-1000MHz**

|                      |  |                    |               |
|----------------------|--|--------------------|---------------|
| EUT:                 | Wi-Fi Access Point                                     | Model Name. :      | ion4xi        |
| Temperature:         | 26 °C  | Test Data          | 2021-03-04    |
| Pressure:            | 1010 hPa   | Relative Humidity: | 58%           |
| Test Mode :          | TX:802.11b 2.412 GHz(worst-case)                       | Test Voltage :     | AC 120V,60Hz  |
| Measurement Distance | 3 m  | Frequency Range    | 30MHz to 1GHz |
| RBW/VBW              | 100KHz / 300KHz for spectrum, RBW=120KHz for receiver. |                    |               |



Test at Channel 1 (2.412 GHz) in transmitting status (Worst Case)

30 MHz~1 GHz Spurious Emissions .Quasi-Peak Measurement

**Vertical:**

Peak scan

Level (dBμV/m)



Quasi-peak measurement

| No. | Mk. | Freq.    | Reading Level | Correct Factor | Measurement | Limit | Over   |          |
|-----|-----|----------|---------------|----------------|-------------|-------|--------|----------|
|     |     | MHz      | dBuV          | dB             | dBuV/m      | dB/m  | dB     | Detector |
| 1   | *   | 51.3400  | 54.83         | -16.83         | 38.00       | 40.00 | -2.00  | QP       |
| 2   | !   | 62.0100  | 54.41         | -17.47         | 36.94       | 40.00 | -3.06  | QP       |
| 3   |     | 85.2900  | 49.67         | -17.56         | 32.11       | 40.00 | -7.89  | QP       |
| 4   |     | 99.8399  | 45.30         | -15.06         | 30.24       | 43.50 | -13.26 | QP       |
| 5   |     | 199.7500 | 42.12         | -15.26         | 26.86       | 43.50 | -16.64 | QP       |
| 6   |     | 935.9800 | 31.70         | 2.52           | 34.22       | 46.00 | -11.78 | QP       |



**Horizontal:**

Peak scan

Level (dB $\mu$ V/m)



Quasi-peak measurement

| No. | Mk. | Freq.<br>MHz | Reading<br>Level<br>dB $\mu$ V | Correct<br>Factor<br>dB | Measure-<br>ment<br>dB $\mu$ V/m | Limit<br>dB/m | Over<br>dB | Detector |
|-----|-----|--------------|--------------------------------|-------------------------|----------------------------------|---------------|------------|----------|
| 1   |     | 49.4000      | 46.10                          | -16.72                  | 29.38                            | 40.00         | -10.62     | QP       |
| 2   |     | 99.8399      | 44.45                          | -15.06                  | 29.39                            | 43.50         | -14.11     | QP       |
| 3   |     | 185.2000     | 42.92                          | -14.93                  | 27.99                            | 43.50         | -15.51     | QP       |
| 4   |     | 199.7500     | 44.34                          | -15.25                  | 29.09                            | 43.50         | -14.41     | QP       |
| 5   |     | 216.2400     | 43.29                          | -14.37                  | 28.92                            | 46.00         | -17.08     | QP       |
| 6   | *   | 548.9500     | 40.08                          | -4.66                   | 35.42                            | 46.00         | -10.58     | QP       |

**7.4.1.3 Radiated Emissions Test Data 1000MHz-18000MHz**

|                      |  |                    |               |
|----------------------|--|--------------------|---------------|
| EUT:                 | Wi-Fi Access Point                                     | Model Name. :      | ion4xi        |
| Temperature:         | 26 °C  | Test Date          | 2021-03-04    |
| Pressure:            | 1010 hPa   | Relative Humidity: | 58%           |
| Test Mode :          | TX:802.11b 2.437 GHz(worst-case)                       | Test Voltage :     | AC 120V,60Hz  |
| Measurement Distance | 3 m  | Frequency Range    | 30MHz to 1GHz |
| RBW/VBW              | 100KHz / 300KHz for spectrum, RBW=120KHz for receiver. |                    |               |



Test at Channel 1 (2.437 GHz) in transmitting status (Worst Case)

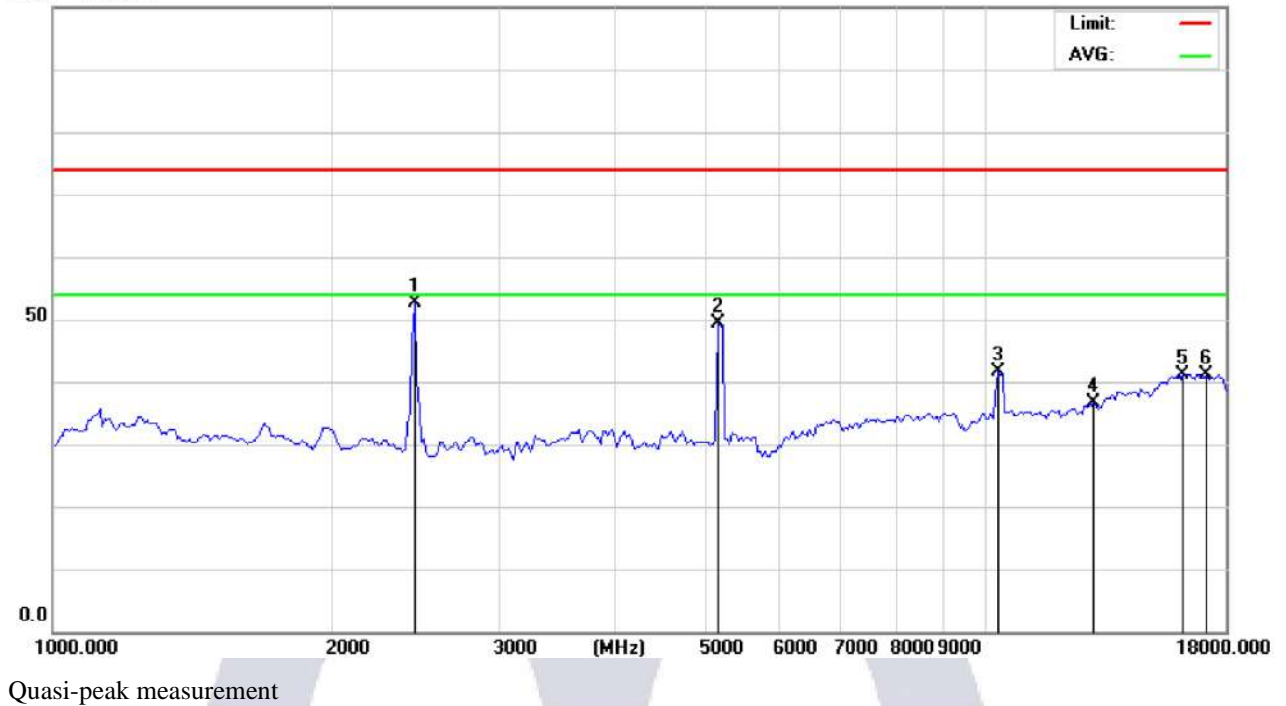
1000 MHz~18000 GHz Spurious Emissions .Quasi-Peak Measurement

**Vertical:**

Peak scan

Level (dBμV/m)

100.0 dBuV/m



Quasi-peak measurement

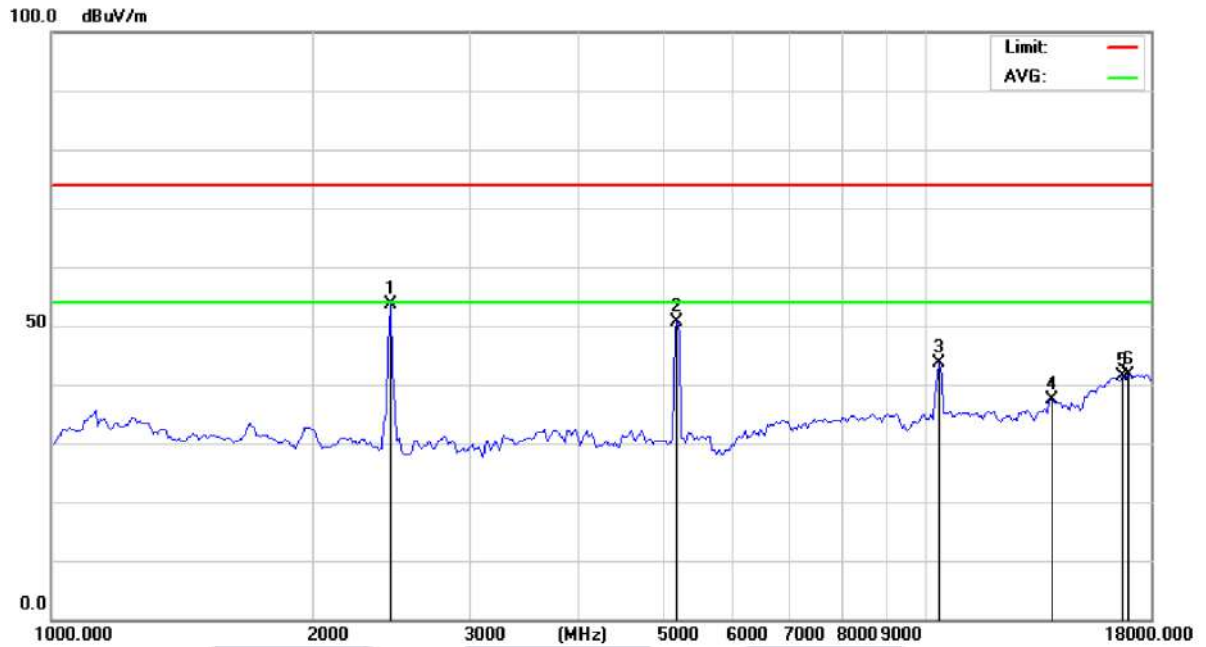
| No. | Mk. | Freq.<br>MHz | Reading<br>Level<br>dBuV | Correct<br>Factor<br>dB | Measure-<br>ment<br>dBuV/m | Limit<br>dB/m | Over<br>dB | Detector |
|-----|-----|--------------|--------------------------|-------------------------|----------------------------|---------------|------------|----------|
| 1   | *   | 2440.050     | 62.16                    | -9.52                   | 52.64                      | 74.00         | -21.36     | peak     |
| 2   |     | 5156.313     | 56.90                    | -7.56                   | 49.34                      | 74.00         | -24.66     | peak     |
| 3   |     | 10266.53     | 31.53                    | 9.98                    | 41.51                      | 74.00         | -32.49     | peak     |
| 4   |     | 13026.05     | 20.03                    | 16.54                   | 36.57                      | 74.00         | -37.43     | peak     |
| 5   |     | 16296.59     | 22.85                    | 18.40                   | 41.25                      | 74.00         | -32.75     | peak     |
| 6   |     | 17284.56     | 26.48                    | 14.77                   | 41.25                      | 74.00         | -32.75     | peak     |

Note: Marker 1 & 2 are intentionally radiated frequencies from the EUT.

**Horizontal:**

Peak scan

Level (dB $\mu$ V/m)



Quasi-peak measurement

| No. | Mk. | Freq.<br>MHz | Reading<br>Level<br>dB $\mu$ V | Correct<br>Factor<br>dB | Measure-<br>ment<br>dB $\mu$ V/m | Limit<br>dB/m | Over<br>dB | Detector |
|-----|-----|--------------|--------------------------------|-------------------------|----------------------------------|---------------|------------|----------|
| 1   | *   | 2440.050     | 63.16                          | -9.52                   | 53.64                            | 74.00         | -20.36     | peak     |
| 2   |     | 5190.381     | 57.95                          | -7.21                   | 50.74                            | 74.00         | -23.26     | peak     |
| 3   |     | 10368.73     | 33.09                          | 10.50                   | 43.59                            | 74.00         | -30.41     | peak     |
| 4   |     | 13911.82     | 18.19                          | 19.14                   | 37.33                            | 74.00         | -36.67     | peak     |
| 5   |     | 16773.54     | 25.84                          | 15.50                   | 41.34                            | 74.00         | -32.66     | peak     |
| 6   |     | 17080.16     | 28.10                          | 13.62                   | 41.72                            | 74.00         | -32.28     | peak     |

**Note: Marker 1 & 2 are intentionally radiated frequencies from the EUT.**

The field strength is calculated by adding the Antenna Factor. Cable Factor & Preamplifier. The basic equation with a sample calculation is as follows:

Final Test Level =Receiver Reading + Antenna Factor + Cable Loss –Preamplifier Factor.

As shown in Section, for frequencies above 1000 MHz. the above field strength limits are based on average limits. However, the peak field strength of any emission shall not exceed the maximum permitted average limits specified above by more than 20 dB under any condition of modulation.

No any other emissions level which are attenuated less than 20dB below the limit.

According to 15.31(o), The amplitude of spurious emissions from intentional radiators and emissions from unintentional radiators which are attenuated more than 20 dB below the permissible value need not be reported unless specifically required elsewhere in this Part.

Hence there no other emissions have been reported.

**Remark:**

- 1) .For this intentional radiator operates below 25 GHz. The spectrum shall be investigated to the tenth harmonics of the highest fundamental frequency. And above the third harmonic of this intentional radiator, the disturbance is very low. So the test result only displays to 3<sup>rd</sup> harmonic.
- 2). As shown in Section, for frequencies above 1000 MHz. the above field strength limits are based on average limits. However, the peak field strength of any emission shall not exceed the maximum permitted average limits specified above by more than 20 dB under any condition of modulation.
- 3). The test only perform the EUT in transmitting status since the test frequencies were over 1GHz only required transmitting status.

**Test result: The unit does meet the FCC requirements.**

## 7.4.2 Radiated Emissions which fall in the restricted bands

|                   |   |
|-------------------|---|
| Test Requirement: | FCC Part 15 C section 15.247<br><br>(d) In addition, radiated emissions which fall in the restricted bands, as defined in Section 15.205(a), must also comply with the radiated emission limits specified in Section 15.209(a) (see Section 15.205(c)).   |
| Test Method:      | ANSI C63.10: Clause 6.4, 6.5 and 6.6  |
| Test Status:      | Pre-Scan has been conducted to determine the worst-case mode from all possible combinations between available modulations, data rates and antenna ports (if EUT with antenna diversity architecture). Following channel(s) was (were) selected for the final test as listed below.<br><br>Pre-test the EUT under 2 modes: power-supplied by using the AC adapter and power-supplied by using internal battery. After pre-testing, we found the worst case is the test mode of EUT power-supplied by using internal battery. |
| Test site:        | Measurement Distance: 3m (Semi-Anechoic Chamber)  |
| Limit:            | 40.0 dB $\mu$ V/m between 30MHz & 88MHz;<br>43.5 dB $\mu$ V/m between 88MHz & 216MHz;<br>46.0 dB $\mu$ V/m between 216MHz & 960MHz;<br>54.0 dB $\mu$ V/m above 960MHz.  |
| Detector:         | For PK value:<br><br>RBW = 1 MHz for $f \geq 1$ GHz, 100 kHz for $f < 1$ GHz<br><br>VBW $\geq$ RBW<br><br>Sweep = auto<br><br>Detector function = peak<br><br>Trace = max hold<br><br>For AV value:<br><br>RBW = 1 MHz for $f \geq 1$ GHz, 100 kHz for $f < 1$ GHz<br><br>VBW =10Hz<br><br>Sweep = auto<br><br>Detector function = peak<br><br>Trace = max hold   |

Section 15.205 Restricted bands of operation.

(a) Except as shown in paragraph (d) of this section, only spurious emissions are permitted in any of the frequency bands listed below:

| MHz                 | MHz                   | MHz             | GHz           |
|---------------------|-----------------------|-----------------|---------------|
| 0.090 - 0.110       | 16.42 - 16.423        | 399.9 - 410     | 4.5 - 5.15    |
| 0.495 - 0.505       | 16.69475 - 16.69525   | 608 - 614       | 5.35 - 5.46   |
| 2.1735 - 2.1905     | 16.80425 - 16.80475   | 960 - 1240      | 7.25 - 7.75   |
| 4.125 - 4.128       | 25.5 - 25.67          | 1300 - 1427     | 8.025 - 8.5   |
| 4.17725 - 4.17775   | 37.5 - 38.25          | 1435 - 1626.5   | 9.0 - 9.2     |
| 4.20725 - 4.20775   | 73 - 74.6             | 1645.5 - 1646.5 | 9.3 - 9.5     |
| 6.215 - 6.218       | 74.8 - 75.2           | 1660 - 1710     | 10.6 - 12.7   |
| 6.26775 - 6.26825   | 108 - 121.94          | 1718.8 - 1722.2 | 13.25 - 13.4  |
| 6.31175 - 6.31225   | 123 - 138             | 2200 - 2300     | 14.47 - 14.5  |
| 8.291 - 8.294       | 149.9 - 150.05        | 2310 - 2390     | 15.35 - 16.2  |
| 8.362 - 8.366       | 156.52475 - 156.52525 | 2483.5 - 2500   | 17.7 - 21.4   |
| 8.37625 - 8.38675   | 156.7 - 156.9         | 2655 - 2900     | 22.01 - 23.12 |
| 8.41425 - 8.41475   | 162.0125 - 167.17     | 3260 - 3267     | 23.6 - 24.0   |
| 12.29 - 12.293      | 167.72 - 173.2        | 3332 - 3339     | 31.2 - 31.8   |
| 12.51975 - 12.52025 | 240 - 285             | 3345.8 - 3358   | 36.43 - 36.5  |
| 12.57675 - 12.57725 | 322 - 335.4           | 3600 - 4400     |               |
| 13.36 - 13.41       |                       |                 |               |

**Test Result:**

**7.4.2.1 802.11b mode with 1Mbps data rate**

Test at Channel 1 (2.412 GHz) in transmitting status

**Peak Measurement:**

| Frequency (MHz) | Reading Level (dBμV) | Antenna factors (dB/m) | Cable loss (dB) | Preamp factor (dB) | Emission Level (dBμV/m) | Limit (dBμV/m) | Antenna polarization |
|-----------------|----------------------|------------------------|-----------------|--------------------|-------------------------|----------------|----------------------|
| 2310.000        | 55.37                | 27.93                  | 4.74            | 35.09              | 52.95                   | 74.00          | Vertical             |
| 2390.000        | 55.17                | 27.63                  | 4.96            | 35.05              | 52.71                   | 74.00          | V                    |
| 2483.500        | 53.55                | 27.55                  | 4.90            | 34.99              | 51.01                   | 74.00          | V                    |
| 2500.000        | 54.21                | 27.55                  | 5.00            | 34.98              | 51.78                   | 74.00          | V                    |
| 2310.000        | 53.46                | 27.93                  | 4.74            | 35.09              | 51.04                   | 74.00          | Horizontal           |
| 2390.000        | 52.63                | 27.63                  | 4.96            | 35.05              | 50.17                   | 74.00          | H                    |
| 2483.500        | 53.94                | 27.55                  | 4.90            | 34.99              | 51.40                   | 74.00          | H                    |
| 2500.000        | 53.91                | 27.55                  | 5.00            | 34.98              | 51.48                   | 74.00          | H                    |

**Average Measurement:**

| Frequency (MHz) | Reading Level (dBμV) | Antenna factors (dB/m) | Cable loss (dB) | Preamp factor (dB) | Emission Level (dBμV/m) | Limit (dBμV/m) | Antenna polarization |
|-----------------|----------------------|------------------------|-----------------|--------------------|-------------------------|----------------|----------------------|
| 2310.000        | 42.81                | 27.93                  | 4.74            | 35.09              | 40.39                   | 54.00          | Vertical             |
| 2390.000        | 42.90                | 27.63                  | 4.96            | 35.05              | 40.44                   | 54.00          | V                    |
| 2483.500        | 44.34                | 27.55                  | 4.90            | 34.99              | 41.80                   | 54.00          | V                    |
| 2500.000        | 42.48                | 27.55                  | 5.00            | 34.98              | 40.05                   | 54.00          | V                    |
| 2310.000        | 43.40                | 27.93                  | 4.74            | 35.09              | 40.98                   | 54.00          | Horizontal           |
| 2390.000        | 42.37                | 27.63                  | 4.96            | 35.05              | 39.91                   | 54.00          | H                    |
| 2483.500        | 43.38                | 27.55                  | 4.90            | 34.99              | 40.84                   | 54.00          | H                    |
| 2500.000        | 44.47                | 27.55                  | 5.00            | 34.98              | 42.04                   | 54.00          | H                    |



Test at Channel 6 (2.437 GHz) in transmitting status

**Peak Measurement:**

| Frequency (MHz) | Reading Level (dBμV) | Antenna factors (dB/m) | Cable loss (dB) | Preamp factor (dB) | Emission Level (dBμV/m) | Limit (dBμV/m) | Antenna polarization |
|-----------------|----------------------|------------------------|-----------------|--------------------|-------------------------|----------------|----------------------|
| 2310.000        | 55.12                | 27.93                  | 4.74            | 35.09              | 52.70                   | 74.00          | Vertical             |
| 2390.000        | 53.87                | 27.63                  | 4.96            | 35.05              | 51.41                   | 74.00          | V                    |
| 2483.500        | 54.47                | 27.55                  | 4.90            | 34.99              | 51.93                   | 74.00          | V                    |
| 2500.000        | 53.37                | 27.55                  | 5.00            | 34.98              | 50.94                   | 74.00          | V                    |
| 2310.000        | 55.38                | 27.93                  | 4.74            | 35.09              | 52.96                   | 74.00          | Horizontal           |
| 2390.000        | 53.48                | 27.63                  | 4.96            | 35.05              | 51.02                   | 74.00          | H                    |
| 2483.500        | 53.39                | 27.55                  | 4.90            | 34.99              | 50.85                   | 74.00          | H                    |
| 2500.000        | 53.70                | 27.55                  | 5.00            | 34.98              | 51.27                   | 74.00          | H                    |

**Average Measurement:**

| Frequency (MHz) | Reading Level (dBμV) | Antenna factors (dB/m) | Cable loss (dB) | Preamp factor (dB) | Emission Level (dBμV/m) | Limit (dBμV/m) | Antenna polarization |
|-----------------|----------------------|------------------------|-----------------|--------------------|-------------------------|----------------|----------------------|
| 2310.000        | 42.26                | 27.93                  | 4.74            | 35.09              | 39.84                   | 54.00          | Vertical             |
| 2390.000        | 44.31                | 27.63                  | 4.96            | 35.05              | 41.85                   | 54.00          | V                    |
| 2483.500        | 43.66                | 27.55                  | 4.90            | 34.99              | 41.12                   | 54.00          | V                    |
| 2500.000        | 43.58                | 27.55                  | 5.00            | 34.98              | 41.15                   | 54.00          | V                    |
| 2310.000        | 43.99                | 27.93                  | 4.74            | 35.09              | 41.57                   | 54.00          | Horizontal           |
| 2390.000        | 44.04                | 27.63                  | 4.96            | 35.05              | 41.58                   | 54.00          | H                    |
| 2483.500        | 43.60                | 27.55                  | 4.90            | 34.99              | 41.06                   | 54.00          | H                    |
| 2500.000        | 41.91                | 27.55                  | 5.00            | 34.98              | 39.48                   | 54.00          | H                    |

Test at Channel 11 (2.462 GHz) in transmitting status

**Peak Measurement:**

| Frequency (MHz) | Reading Level (dBμV) | Antenna factors (dB/m) | Cable loss (dB) | Preamp factor (dB) | Emission Level (dBμV/m) | Limit (dBμV/m) | Antenna polarization |
|-----------------|----------------------|------------------------|-----------------|--------------------|-------------------------|----------------|----------------------|
| 2310.000        | 53.83                | 27.93                  | 4.74            | 35.09              | 51.41                   | 74.00          | Vertical             |
| 2390.000        | 53.89                | 27.63                  | 4.96            | 35.05              | 51.43                   | 74.00          | V                    |
| 2483.500        | 55.04                | 27.55                  | 4.90            | 34.99              | 52.50                   | 74.00          | V                    |
| 2500.000        | 54.04                | 27.55                  | 5.00            | 34.98              | 51.61                   | 74.00          | V                    |
| 2310.000        | 54.86                | 27.93                  | 4.74            | 35.09              | 52.44                   | 74.00          | Horizontal           |
| 2390.000        | 53.81                | 27.63                  | 4.96            | 35.05              | 51.35                   | 74.00          | H                    |
| 2483.500        | 54.10                | 27.55                  | 4.90            | 34.99              | 51.56                   | 74.00          | H                    |
| 2500.000        | 54.74                | 27.55                  | 5.00            | 34.98              | 52.31                   | 74.00          | H                    |

**Average Measurement:**

| Frequency (MHz) | Reading Level (dBμV) | Antenna factors (dB/m) | Cable loss (dB) | Preamp factor (dB) | Emission Level (dBμV/m) | Limit (dBμV/m) | Antenna polarization |
|-----------------|----------------------|------------------------|-----------------|--------------------|-------------------------|----------------|----------------------|
| 2310.000        | 44.83                | 27.93                  | 4.74            | 35.09              | 42.41                   | 54.00          | Vertical             |
| 2390.000        | 42.01                | 27.63                  | 4.96            | 35.05              | 39.55                   | 54.00          | V                    |
| 2483.500        | 45.31                | 27.55                  | 4.90            | 34.99              | 42.77                   | 54.00          | V                    |
| 2500.000        | 43.82                | 27.55                  | 5.00            | 34.98              | 41.39                   | 54.00          | V                    |
| 2310.000        | 44.57                | 27.93                  | 4.74            | 35.09              | 42.15                   | 54.00          | Horizontal           |
| 2390.000        | 43.25                | 27.63                  | 4.96            | 35.05              | 40.79                   | 54.00          | H                    |
| 2483.500        | 44.78                | 27.55                  | 4.90            | 34.99              | 42.24                   | 54.00          | H                    |
| 2500.000        | 44.47                | 27.55                  | 5.00            | 34.98              | 42.04                   | 54.00          | H                    |

**7.4.2.2 802.11g mode with 6Mbps data rate**

Test at Channel 1 (2.412 GHz) in transmitting status

**Peak Measurement:**

| Frequency (MHz) | Reading Level (dBµV) | Antenna factors (dB/m) | Cable loss (dB) | Preamp factor (dB) | Emission Level (dBµV/m) | Limit (dBµV/m) | Antenna polarization |
|-----------------|----------------------|------------------------|-----------------|--------------------|-------------------------|----------------|----------------------|
| 2310.000        | 55.02                | 27.93                  | 4.74            | 35.09              | 52.60                   | 74.00          | Vertical             |
| 2390.000        | 53.32                | 27.63                  | 4.96            | 35.05              | 50.86                   | 74.00          | V                    |
| 2483.500        | 54.13                | 27.55                  | 4.90            | 34.99              | 51.59                   | 74.00          | V                    |
| 2500.000        | 55.01                | 27.55                  | 5.00            | 34.98              | 52.58                   | 74.00          | V                    |
| 2310.000        | 55.14                | 27.93                  | 4.74            | 35.09              | 52.72                   | 74.00          | Horizontal           |
| 2390.000        | 53.37                | 27.63                  | 4.96            | 35.05              | 50.91                   | 74.00          | H                    |
| 2483.500        | 54.57                | 27.55                  | 4.90            | 34.99              | 52.03                   | 74.00          | H                    |
| 2500.000        | 55.48                | 27.55                  | 5.00            | 34.98              | 53.05                   | 74.00          | H                    |

**Average Measurement:**

| Frequency (MHz) | Reading Level (dBµV) | Antenna factors (dB/m) | Cable loss (dB) | Preamp factor (dB) | Emission Level (dBµV/m) | Limit (dBµV/m) | Antenna polarization |
|-----------------|----------------------|------------------------|-----------------|--------------------|-------------------------|----------------|----------------------|
| 2310.000        | 45.23                | 27.93                  | 4.74            | 35.09              | 42.81                   | 54.00          | Vertical             |
| 2390.000        | 43.48                | 27.63                  | 4.96            | 35.05              | 41.02                   | 54.00          | V                    |
| 2483.500        | 44.48                | 27.55                  | 4.90            | 34.99              | 41.94                   | 54.00          | V                    |
| 2500.000        | 44.80                | 27.55                  | 5.00            | 34.98              | 42.37                   | 54.00          | V                    |
| 2310.000        | 43.76                | 27.93                  | 4.74            | 35.09              | 41.34                   | 54.00          | Horizontal           |
| 2390.000        | 42.50                | 27.63                  | 4.96            | 35.05              | 40.04                   | 54.00          | H                    |
| 2483.500        | 42.46                | 27.55                  | 4.90            | 34.99              | 39.92                   | 54.00          | H                    |
| 2500.000        | 43.14                | 27.55                  | 5.00            | 34.98              | 40.71                   | 54.00          | H                    |

Test at Channel 6 (2.437 GHz) in transmitting status

**Peak Measurement:**

| Frequency (MHz) | Reading Level (dBμV) | Antenna factors (dB/m) | Cable loss (dB) | Preamp factor (dB) | Emission Level (dBμV/m) | Limit (dBμV/m) | Antenna polarization |
|-----------------|----------------------|------------------------|-----------------|--------------------|-------------------------|----------------|----------------------|
| 2310.000        | 53.88                | 27.93                  | 4.74            | 35.09              | 51.46                   | 74.00          | Vertical             |
| 2390.000        | 54.38                | 27.63                  | 4.96            | 35.05              | 51.92                   | 74.00          | V                    |
| 2483.500        | 55.09                | 27.55                  | 4.90            | 34.99              | 52.55                   | 74.00          | V                    |
| 2500.000        | 55.81                | 27.55                  | 5.00            | 34.98              | 53.38                   | 74.00          | V                    |
| 2310.000        | 54.60                | 27.93                  | 4.74            | 35.09              | 52.18                   | 74.00          | Horizontal           |
| 2390.000        | 54.18                | 27.63                  | 4.96            | 35.05              | 51.72                   | 74.00          | H                    |
| 2483.500        | 55.16                | 27.55                  | 4.90            | 34.99              | 52.62                   | 74.00          | H                    |
| 2500.000        | 54.26                | 27.55                  | 5.00            | 34.98              | 51.83                   | 74.00          | H                    |

**Average Measurement:**

| Frequency (MHz) | Reading Level (dBμV) | Antenna factors (dB/m) | Cable loss (dB) | Preamp factor (dB) | Emission Level (dBμV/m) | Limit (dBμV/m) | Antenna polarization |
|-----------------|----------------------|------------------------|-----------------|--------------------|-------------------------|----------------|----------------------|
| 2310.000        | 44.34                | 27.93                  | 4.74            | 35.09              | 41.92                   | 54.00          | Vertical             |
| 2390.000        | 43.00                | 27.63                  | 4.96            | 35.05              | 40.54                   | 54.00          | V                    |
| 2483.500        | 45.04                | 27.55                  | 4.90            | 34.99              | 42.50                   | 54.00          | V                    |
| 2500.000        | 42.96                | 27.55                  | 5.00            | 34.98              | 40.53                   | 54.00          | V                    |
| 2310.000        | 43.15                | 27.93                  | 4.74            | 35.09              | 40.73                   | 54.00          | Horizontal           |
| 2390.000        | 43.17                | 27.63                  | 4.96            | 35.05              | 40.71                   | 54.00          | H                    |
| 2483.500        | 43.97                | 27.55                  | 4.90            | 34.99              | 41.43                   | 54.00          | H                    |
| 2500.000        | 42.26                | 27.55                  | 5.00            | 34.98              | 39.83                   | 54.00          | H                    |

Test at Channel 11 (2.462 GHz) in transmitting status

**Peak Measurement:**

| Frequency (MHz) | Reading Level (dBμV) | Antenna factors (dB/m) | Cable loss (dB) | Preamp factor (dB) | Emission Level (dBμV/m) | Limit (dBμV/m) | Antenna polarization |
|-----------------|----------------------|------------------------|-----------------|--------------------|-------------------------|----------------|----------------------|
| 2310.000        | 54.22                | 27.93                  | 4.74            | 35.09              | 51.80                   | 74.00          | Vertical             |
| 2390.000        | 54.82                | 27.63                  | 4.96            | 35.05              | 52.36                   | 74.00          | V                    |
| 2483.500        | 56.07                | 27.55                  | 4.90            | 34.99              | 53.53                   | 74.00          | V                    |
| 2500.000        | 54.80                | 27.55                  | 5.00            | 34.98              | 52.37                   | 74.00          | V                    |
| 2310.000        | 53.72                | 27.93                  | 4.74            | 35.09              | 51.30                   | 74.00          | Horizontal           |
| 2390.000        | 55.83                | 27.63                  | 4.96            | 35.05              | 53.37                   | 74.00          | H                    |
| 2483.500        | 54.81                | 27.55                  | 4.90            | 34.99              | 52.27                   | 74.00          | H                    |
| 2500.000        | 53.91                | 27.55                  | 5.00            | 34.98              | 51.48                   | 74.00          | H                    |

**Average Measurement:**

| Frequency (MHz) | Reading Level (dBμV) | Antenna factors (dB/m) | Cable loss (dB) | Preamp factor (dB) | Emission Level (dBμV/m) | Limit (dBμV/m) | Antenna polarization |
|-----------------|----------------------|------------------------|-----------------|--------------------|-------------------------|----------------|----------------------|
| 2310.000        | 42.92                | 27.93                  | 4.74            | 35.09              | 40.50                   | 54.00          | Vertical             |
| 2390.000        | 42.52                | 27.63                  | 4.96            | 35.05              | 40.06                   | 54.00          | V                    |
| 2483.500        | 44.08                | 27.55                  | 4.90            | 34.99              | 41.54                   | 54.00          | V                    |
| 2500.000        | 44.50                | 27.55                  | 5.00            | 34.98              | 42.07                   | 54.00          | V                    |
| 2310.000        | 44.18                | 27.93                  | 4.74            | 35.09              | 41.76                   | 54.00          | Horizontal           |
| 2390.000        | 44.84                | 27.63                  | 4.96            | 35.05              | 42.38                   | 54.00          | H                    |
| 2483.500        | 43.75                | 27.55                  | 4.90            | 34.99              | 41.21                   | 54.00          | H                    |
| 2500.000        | 43.46                | 27.55                  | 5.00            | 34.98              | 41.03                   | 54.00          | H                    |

**7.4.2.3 802.11n (HT20) mode with 7.2Mbps data rate**

Test at Channel 1 (2.412 GHz) in transmitting status

**Peak Measurement:**

| Frequency (MHz) | Reading Level (dBµV) | Antenna factors (dB/m) | Cable loss (dB) | Preamp factor (dB) | Emission Level (dBµV/m) | Limit (dBµV/m) | Antenna polarization |
|-----------------|----------------------|------------------------|-----------------|--------------------|-------------------------|----------------|----------------------|
| 2310.000        | 54.34                | 27.93                  | 4.74            | 35.09              | 51.92                   | 74.00          | Vertical             |
| 2390.000        | 55.73                | 27.63                  | 4.96            | 35.05              | 53.27                   | 74.00          | V                    |
| 2483.500        | 54.30                | 27.55                  | 4.90            | 34.99              | 51.76                   | 74.00          | V                    |
| 2500.000        | 55.23                | 27.55                  | 5.00            | 34.98              | 52.80                   | 74.00          | V                    |
| 2310.000        | 53.59                | 27.93                  | 4.74            | 35.09              | 51.17                   | 74.00          | Horizontal           |
| 2390.000        | 54.89                | 27.63                  | 4.96            | 35.05              | 52.43                   | 74.00          | H                    |
| 2483.500        | 55.31                | 27.55                  | 4.90            | 34.99              | 52.77                   | 74.00          | H                    |
| 2500.000        | 54.49                | 27.55                  | 5.00            | 34.98              | 52.06                   | 74.00          | H                    |

**Average Measurement:**

| Frequency (MHz) | Reading Level (dBµV) | Antenna factors (dB/m) | Cable loss (dB) | Preamp factor (dB) | Emission Level (dBµV/m) | Limit (dBµV/m) | Antenna polarization |
|-----------------|----------------------|------------------------|-----------------|--------------------|-------------------------|----------------|----------------------|
| 2310.000        | 42.24                | 27.93                  | 4.74            | 35.09              | 39.82                   | 54.00          | Vertical             |
| 2390.000        | 43.94                | 27.63                  | 4.96            | 35.05              | 41.48                   | 54.00          | V                    |
| 2483.500        | 42.01                | 27.55                  | 4.90            | 34.99              | 39.47                   | 54.00          | V                    |
| 2500.000        | 42.28                | 27.55                  | 5.00            | 34.98              | 39.85                   | 54.00          | V                    |
| 2310.000        | 44.23                | 27.93                  | 4.74            | 35.09              | 41.81                   | 54.00          | Horizontal           |
| 2390.000        | 42.66                | 27.63                  | 4.96            | 35.05              | 40.20                   | 54.00          | H                    |
| 2483.500        | 42.60                | 27.55                  | 4.90            | 34.99              | 40.06                   | 54.00          | H                    |
| 2500.000        | 44.91                | 27.55                  | 5.00            | 34.98              | 42.48                   | 54.00          | H                    |

Test at Channel 6 (2.437 GHz) in transmitting status

**Peak Measurement:**

| Frequency (MHz) | Reading Level (dBμV) | Antenna factors (dB/m) | Cable loss (dB) | Preamp factor (dB) | Emission Level (dBμV/m) | Limit (dBμV/m) | Antenna polarization |
|-----------------|----------------------|------------------------|-----------------|--------------------|-------------------------|----------------|----------------------|
| 2310.000        | 53.98                | 27.93                  | 4.74            | 35.09              | 51.56                   | 74.00          | Vertical             |
| 2390.000        | 53.13                | 27.63                  | 4.96            | 35.05              | 50.67                   | 74.00          | V                    |
| 2483.500        | 55.96                | 27.55                  | 4.90            | 34.99              | 53.42                   | 74.00          | V                    |
| 2500.000        | 55.19                | 27.55                  | 5.00            | 34.98              | 52.76                   | 74.00          | V                    |
| 2310.000        | 55.53                | 27.93                  | 4.74            | 35.09              | 53.11                   | 74.00          | Horizontal           |
| 2390.000        | 53.13                | 27.63                  | 4.96            | 35.05              | 50.67                   | 74.00          | H                    |
| 2483.500        | 55.54                | 27.55                  | 4.90            | 34.99              | 53.00                   | 74.00          | H                    |
| 2500.000        | 53.98                | 27.55                  | 5.00            | 34.98              | 51.55                   | 74.00          | H                    |

**Average Measurement:**

| Frequency (MHz) | Reading Level (dBμV) | Antenna factors (dB/m) | Cable loss (dB) | Preamp factor (dB) | Emission Level (dBμV/m) | Limit (dBμV/m) | Antenna polarization |
|-----------------|----------------------|------------------------|-----------------|--------------------|-------------------------|----------------|----------------------|
| 2310.000        | 44.46                | 27.93                  | 4.74            | 35.09              | 42.04                   | 54.00          | Vertical             |
| 2390.000        | 42.50                | 27.63                  | 4.96            | 35.05              | 40.04                   | 54.00          | V                    |
| 2483.500        | 43.37                | 27.55                  | 4.90            | 34.99              | 40.83                   | 54.00          | V                    |
| 2500.000        | 42.42                | 27.55                  | 5.00            | 34.98              | 39.99                   | 54.00          | V                    |
| 2310.000        | 42.96                | 27.93                  | 4.74            | 35.09              | 40.54                   | 54.00          | Horizontal           |
| 2390.000        | 43.01                | 27.63                  | 4.96            | 35.05              | 40.55                   | 54.00          | H                    |
| 2483.500        | 43.03                | 27.55                  | 4.90            | 34.99              | 40.49                   | 54.00          | H                    |
| 2500.000        | 43.75                | 27.55                  | 5.00            | 34.98              | 41.32                   | 54.00          | H                    |

Test at Channel 11 (2.462 GHz) in transmitting status

**Peak Measurement:**

| Frequency (MHz) | Reading Level (dBμV) | Antenna factors (dB/m) | Cable loss (dB) | Preamp factor (dB) | Emission Level (dBμV/m) | Limit (dBμV/m) | Antenna polarization |
|-----------------|----------------------|------------------------|-----------------|--------------------|-------------------------|----------------|----------------------|
| 2310.000        | 54.48                | 27.93                  | 4.74            | 35.09              | 52.06                   | 74.00          | Vertical             |
| 2390.000        | 53.91                | 27.63                  | 4.96            | 35.05              | 51.45                   | 74.00          | V                    |
| 2483.500        | 53.89                | 27.55                  | 4.90            | 34.99              | 51.35                   | 74.00          | V                    |
| 2500.000        | 54.17                | 27.55                  | 5.00            | 34.98              | 51.74                   | 74.00          | V                    |
| 2310.000        | 54.14                | 27.93                  | 4.74            | 35.09              | 51.72                   | 74.00          | Horizontal           |
| 2390.000        | 53.14                | 27.63                  | 4.96            | 35.05              | 50.68                   | 74.00          | H                    |
| 2483.500        | 53.04                | 27.55                  | 4.90            | 34.99              | 50.50                   | 74.00          | H                    |
| 2500.000        | 54.99                | 27.55                  | 5.00            | 34.98              | 52.56                   | 74.00          | H                    |

**Average Measurement:**

| Frequency (MHz) | Reading Level (dBμV) | Antenna factors (dB/m) | Cable loss (dB) | Preamp factor (dB) | Emission Level (dBμV/m) | Limit (dBμV/m) | Antenna polarization |
|-----------------|----------------------|------------------------|-----------------|--------------------|-------------------------|----------------|----------------------|
| 2310.000        | 43.39                | 27.93                  | 4.74            | 35.09              | 40.97                   | 54.00          | Vertical             |
| 2390.000        | 43.96                | 27.63                  | 4.96            | 35.05              | 41.50                   | 54.00          | V                    |
| 2483.500        | 42.36                | 27.55                  | 4.90            | 34.99              | 39.82                   | 54.00          | V                    |
| 2500.000        | 42.86                | 27.55                  | 5.00            | 34.98              | 40.43                   | 54.00          | V                    |
| 2310.000        | 42.31                | 27.93                  | 4.74            | 35.09              | 39.89                   | 54.00          | Horizontal           |
| 2390.000        | 44.53                | 27.63                  | 4.96            | 35.05              | 42.07                   | 54.00          | H                    |
| 2483.500        | 44.28                | 27.55                  | 4.90            | 34.99              | 41.74                   | 54.00          | H                    |
| 2500.000        | 44.04                | 27.55                  | 5.00            | 34.98              | 41.61                   | 54.00          | H                    |



**7.4.2.4 802.11n (HT40) mode with 15Mbps data rate**

Test at Channel 3 (2.422 GHz) in transmitting status

**Peak Measurement:**

| Frequency (MHz) | Reading Level (dBµV) | Antenna factors (dB/m) | Cable loss (dB) | Preamp factor (dB) | Emission Level (dBµV/m) | Limit (dBµV/m) | Antenna polarization |
|-----------------|----------------------|------------------------|-----------------|--------------------|-------------------------|----------------|----------------------|
| 2310.000        | 54.83                | 27.93                  | 4.74            | 35.09              | 52.41                   | 74.00          | Vertical             |
| 2390.000        | 53.80                | 27.63                  | 4.96            | 35.05              | 51.34                   | 74.00          | V                    |
| 2483.500        | 55.07                | 27.55                  | 4.90            | 34.99              | 52.53                   | 74.00          | V                    |
| 2500.000        | 54.78                | 27.55                  | 5.00            | 34.98              | 52.35                   | 74.00          | V                    |
| 2310.000        | 54.16                | 27.93                  | 4.74            | 35.09              | 51.74                   | 74.00          | Horizontal           |
| 2390.000        | 55.32                | 27.63                  | 4.96            | 35.05              | 52.86                   | 74.00          | H                    |
| 2483.500        | 55.71                | 27.55                  | 4.90            | 34.99              | 53.17                   | 74.00          | H                    |
| 2500.000        | 53.97                | 27.55                  | 5.00            | 34.98              | 51.54                   | 74.00          | H                    |

**Average Measurement:**

| Frequency (MHz) | Reading Level (dBµV) | Antenna factors (dB/m) | Cable loss (dB) | Preamp factor (dB) | Emission Level (dBµV/m) | Limit (dBµV/m) | Antenna polarization |
|-----------------|----------------------|------------------------|-----------------|--------------------|-------------------------|----------------|----------------------|
| 2310.000        | 41.66                | 27.93                  | 4.74            | 35.09              | 39.24                   | 54.00          | Vertical             |
| 2390.000        | 42.10                | 27.63                  | 4.96            | 35.05              | 39.64                   | 54.00          | V                    |
| 2483.500        | 43.70                | 27.55                  | 4.90            | 34.99              | 41.16                   | 54.00          | V                    |
| 2500.000        | 44.48                | 27.55                  | 5.00            | 34.98              | 42.05                   | 54.00          | V                    |
| 2310.000        | 42.30                | 27.93                  | 4.74            | 35.09              | 39.88                   | 54.00          | Horizontal           |
| 2390.000        | 42.04                | 27.63                  | 4.96            | 35.05              | 39.58                   | 54.00          | H                    |
| 2483.500        | 42.72                | 27.55                  | 4.90            | 34.99              | 40.18                   | 54.00          | H                    |
| 2500.000        | 43.71                | 27.55                  | 5.00            | 34.98              | 41.28                   | 54.00          | H                    |

Test at Channel 6 (2.437 GHz) in transmitting status

**Peak Measurement:**

| Frequency (MHz) | Reading Level (dBμV) | Antenna factors (dB/m) | Cable loss (dB) | Preamp factor (dB) | Emission Level (dBμV/m) | Limit (dBμV/m) | Antenna polarization |
|-----------------|----------------------|------------------------|-----------------|--------------------|-------------------------|----------------|----------------------|
| 2310.000        | 53.98                | 27.93                  | 4.74            | 35.09              | 51.56                   | 74.00          | Vertical             |
| 2390.000        | 54.89                | 27.63                  | 4.96            | 35.05              | 52.43                   | 74.00          | V                    |
| 2483.500        | 53.79                | 27.55                  | 4.90            | 34.99              | 51.25                   | 74.00          | V                    |
| 2500.000        | 54.97                | 27.55                  | 5.00            | 34.98              | 52.54                   | 74.00          | V                    |
| 2310.000        | 55.70                | 27.93                  | 4.74            | 35.09              | 53.28                   | 74.00          | Horizontal           |
| 2390.000        | 54.33                | 27.63                  | 4.96            | 35.05              | 51.87                   | 74.00          | H                    |
| 2483.500        | 54.29                | 27.55                  | 4.90            | 34.99              | 51.75                   | 74.00          | H                    |
| 2500.000        | 53.89                | 27.55                  | 5.00            | 34.98              | 51.46                   | 74.00          | H                    |

**Average Measurement:**

| Frequency (MHz) | Reading Level (dBμV) | Antenna factors (dB/m) | Cable loss (dB) | Preamp factor (dB) | Emission Level (dBμV/m) | Limit (dBμV/m) | Antenna polarization |
|-----------------|----------------------|------------------------|-----------------|--------------------|-------------------------|----------------|----------------------|
| 2310.000        | 44.24                | 27.93                  | 4.74            | 35.09              | 41.82                   | 54.00          | Vertical             |
| 2390.000        | 41.60                | 27.63                  | 4.96            | 35.05              | 39.14                   | 54.00          | V                    |
| 2483.500        | 42.01                | 27.55                  | 4.90            | 34.99              | 39.47                   | 54.00          | V                    |
| 2500.000        | 42.90                | 27.55                  | 5.00            | 34.98              | 40.47                   | 54.00          | V                    |
| 2310.000        | 44.48                | 27.93                  | 4.74            | 35.09              | 42.06                   | 54.00          | Horizontal           |
| 2390.000        | 43.99                | 27.63                  | 4.96            | 35.05              | 41.53                   | 54.00          | H                    |
| 2483.500        | 43.79                | 27.55                  | 4.90            | 34.99              | 41.25                   | 54.00          | H                    |
| 2500.000        | 42.46                | 27.55                  | 5.00            | 34.98              | 40.03                   | 54.00          | H                    |

Test at Channel 9 (2.452 GHz) in transmitting status

**Peak Measurement:**

| Frequency (MHz) | Reading Level (dBμV) | Antenna factors (dB/m) | Cable loss (dB) | Preamp factor (dB) | Emission Level (dBμV/m) | Limit (dBμV/m) | Antenna polarization |
|-----------------|----------------------|------------------------|-----------------|--------------------|-------------------------|----------------|----------------------|
| 2310.000        | 54.62                | 27.93                  | 4.74            | 35.09              | 52.20                   | 74.00          | Vertical             |
| 2390.000        | 55.51                | 27.63                  | 4.96            | 35.05              | 53.05                   | 74.00          | V                    |
| 2483.500        | 54.25                | 27.55                  | 4.90            | 34.99              | 51.71                   | 74.00          | V                    |
| 2500.000        | 54.42                | 27.55                  | 5.00            | 34.98              | 51.99                   | 74.00          | V                    |
| 2310.000        | 53.32                | 27.93                  | 4.74            | 35.09              | 50.90                   | 74.00          | Horizontal           |
| 2390.000        | 55.04                | 27.63                  | 4.96            | 35.05              | 52.58                   | 74.00          | H                    |
| 2483.500        | 53.61                | 27.55                  | 4.90            | 34.99              | 51.07                   | 74.00          | H                    |
| 2500.000        | 55.07                | 27.55                  | 5.00            | 34.98              | 52.64                   | 74.00          | H                    |

**Average Measurement:**

| Frequency (MHz) | Reading Level (dBμV) | Antenna factors (dB/m) | Cable loss (dB) | Preamp factor (dB) | Emission Level (dBμV/m) | Limit (dBμV/m) | Antenna polarization |
|-----------------|----------------------|------------------------|-----------------|--------------------|-------------------------|----------------|----------------------|
| 2310.000        | 43.56                | 27.93                  | 4.74            | 35.09              | 41.14                   | 54.00          | Vertical             |
| 2390.000        | 45.36                | 27.63                  | 4.96            | 35.05              | 42.90                   | 54.00          | V                    |
| 2483.500        | 43.77                | 27.55                  | 4.90            | 34.99              | 41.23                   | 54.00          | V                    |
| 2500.000        | 42.58                | 27.55                  | 5.00            | 34.98              | 40.15                   | 54.00          | V                    |
| 2310.000        | 43.93                | 27.93                  | 4.74            | 35.09              | 41.51                   | 54.00          | Horizontal           |
| 2390.000        | 42.69                | 27.63                  | 4.96            | 35.05              | 40.23                   | 54.00          | H                    |
| 2483.500        | 42.20                | 27.55                  | 4.90            | 34.99              | 39.66                   | 54.00          | H                    |
| 2500.000        | 43.27                | 27.55                  | 5.00            | 34.98              | 40.84                   | 54.00          | H                    |

**7.4.2.5 802.11ax (HE20) mode with MCS7 data rate**

Test at Channel 1 (2.412 GHz) in transmitting status

**Peak Measurement:**

| Frequency (MHz) | Reading Level (dBμV) | Antenna factors (dB/m) | Cable loss (dB) | Preamp factor (dB) | Emission Level (dBμV/m) | Limit (dBμV/m) | Antenna polarization |
|-----------------|----------------------|------------------------|-----------------|--------------------|-------------------------|----------------|----------------------|
| 2310.000        | 54.47                | 27.93                  | 4.74            | 35.09              | 52.05                   | 74.00          | Vertical             |
| 2390.000        | 56.17                | 27.63                  | 4.96            | 35.05              | 53.71                   | 74.00          | V                    |
| 2483.500        | 54.45                | 27.55                  | 4.90            | 34.99              | 51.91                   | 74.00          | V                    |
| 2500.000        | 55.29                | 27.55                  | 5.00            | 34.98              | 52.86                   | 74.00          | V                    |
| 2310.000        | 53.86                | 27.93                  | 4.74            | 35.09              | 51.44                   | 74.00          | Horizontal           |
| 2390.000        | 54.60                | 27.63                  | 4.96            | 35.05              | 52.14                   | 74.00          | H                    |
| 2483.500        | 55.48                | 27.55                  | 4.90            | 34.99              | 52.94                   | 74.00          | H                    |
| 2500.000        | 54.04                | 27.55                  | 5.00            | 34.98              | 51.61                   | 74.00          | H                    |

**Average Measurement:**

| Frequency (MHz) | Reading Level (dBμV) | Antenna factors (dB/m) | Cable loss (dB) | Preamp factor (dB) | Emission Level (dBμV/m) | Limit (dBμV/m) | Antenna polarization |
|-----------------|----------------------|------------------------|-----------------|--------------------|-------------------------|----------------|----------------------|
| 2310.000        | 42.49                | 27.93                  | 4.74            | 35.09              | 40.07                   | 54.00          | Vertical             |
| 2390.000        | 44.21                | 27.63                  | 4.96            | 35.05              | 41.75                   | 54.00          | V                    |
| 2483.500        | 42.30                | 27.55                  | 4.90            | 34.99              | 39.76                   | 54.00          | V                    |
| 2500.000        | 42.30                | 27.55                  | 5.00            | 34.98              | 39.87                   | 54.00          | V                    |
| 2310.000        | 43.95                | 27.93                  | 4.74            | 35.09              | 41.53                   | 54.00          | Horizontal           |
| 2390.000        | 42.48                | 27.63                  | 4.96            | 35.05              | 40.02                   | 54.00          | H                    |
| 2483.500        | 42.75                | 27.55                  | 4.90            | 34.99              | 40.21                   | 54.00          | H                    |
| 2500.000        | 45.09                | 27.55                  | 5.00            | 34.98              | 42.66                   | 54.00          | H                    |

Test at Channel 6 (2.437 GHz) in transmitting status

**Peak Measurement:**

| Frequency (MHz) | Reading Level (dBμV) | Antenna factors (dB/m) | Cable loss (dB) | Preamp factor (dB) | Emission Level (dBμV/m) | Limit (dBμV/m) | Antenna polarization |
|-----------------|----------------------|------------------------|-----------------|--------------------|-------------------------|----------------|----------------------|
| 2310.000        | 53.81                | 27.93                  | 4.74            | 35.09              | 51.39                   | 74.00          | Vertical             |
| 2390.000        | 52.73                | 27.63                  | 4.96            | 35.05              | 50.27                   | 74.00          | V                    |
| 2483.500        | 55.93                | 27.55                  | 4.90            | 34.99              | 53.39                   | 74.00          | V                    |
| 2500.000        | 55.26                | 27.55                  | 5.00            | 34.98              | 52.83                   | 74.00          | V                    |
| 2310.000        | 55.37                | 27.93                  | 4.74            | 35.09              | 52.95                   | 74.00          | Horizontal           |
| 2390.000        | 53.02                | 27.63                  | 4.96            | 35.05              | 50.56                   | 74.00          | H                    |
| 2483.500        | 55.58                | 27.55                  | 4.90            | 34.99              | 53.04                   | 74.00          | H                    |
| 2500.000        | 54.29                | 27.55                  | 5.00            | 34.98              | 51.86                   | 74.00          | H                    |

**Average Measurement:**

| Frequency (MHz) | Reading Level (dBμV) | Antenna factors (dB/m) | Cable loss (dB) | Preamp factor (dB) | Emission Level (dBμV/m) | Limit (dBμV/m) | Antenna polarization |
|-----------------|----------------------|------------------------|-----------------|--------------------|-------------------------|----------------|----------------------|
| 2310.000        | 44.92                | 27.93                  | 4.74            | 35.09              | 42.50                   | 54.00          | Vertical             |
| 2390.000        | 42.79                | 27.63                  | 4.96            | 35.05              | 40.33                   | 54.00          | V                    |
| 2483.500        | 42.92                | 27.55                  | 4.90            | 34.99              | 40.38                   | 54.00          | V                    |
| 2500.000        | 42.49                | 27.55                  | 5.00            | 34.98              | 40.06                   | 54.00          | V                    |
| 2310.000        | 43.02                | 27.93                  | 4.74            | 35.09              | 40.60                   | 54.00          | Horizontal           |
| 2390.000        | 42.79                | 27.63                  | 4.96            | 35.05              | 40.33                   | 54.00          | H                    |
| 2483.500        | 42.71                | 27.55                  | 4.90            | 34.99              | 40.17                   | 54.00          | H                    |
| 2500.000        | 43.60                | 27.55                  | 5.00            | 34.98              | 41.17                   | 54.00          | H                    |

Test at Channel 11 (2.462 GHz) in transmitting status

**Peak Measurement:**

| Frequency (MHz) | Reading Level (dBμV) | Antenna factors (dB/m) | Cable loss (dB) | Preamp factor (dB) | Emission Level (dBμV/m) | Limit (dBμV/m) | Antenna polarization |
|-----------------|----------------------|------------------------|-----------------|--------------------|-------------------------|----------------|----------------------|
| 2310.000        | 54.97                | 27.93                  | 4.74            | 35.09              | 52.55                   | 74.00          | Vertical             |
| 2390.000        | 54.24                | 27.63                  | 4.96            | 35.05              | 51.78                   | 74.00          | V                    |
| 2483.500        | 53.87                | 27.55                  | 4.90            | 34.99              | 51.33                   | 74.00          | V                    |
| 2500.000        | 54.16                | 27.55                  | 5.00            | 34.98              | 51.73                   | 74.00          | V                    |
| 2310.000        | 53.84                | 27.93                  | 4.74            | 35.09              | 51.42                   | 74.00          | Horizontal           |
| 2390.000        | 53.51                | 27.63                  | 4.96            | 35.05              | 51.05                   | 74.00          | H                    |
| 2483.500        | 53.20                | 27.55                  | 4.90            | 34.99              | 50.66                   | 74.00          | H                    |
| 2500.000        | 54.57                | 27.55                  | 5.00            | 34.98              | 52.14                   | 74.00          | H                    |

**Average Measurement:**

| Frequency (MHz) | Reading Level (dBμV) | Antenna factors (dB/m) | Cable loss (dB) | Preamp factor (dB) | Emission Level (dBμV/m) | Limit (dBμV/m) | Antenna polarization |
|-----------------|----------------------|------------------------|-----------------|--------------------|-------------------------|----------------|----------------------|
| 2310.000        | 43.83                | 27.93                  | 4.74            | 35.09              | 41.41                   | 54.00          | Vertical             |
| 2390.000        | 44.22                | 27.63                  | 4.96            | 35.05              | 41.76                   | 54.00          | V                    |
| 2483.500        | 42.38                | 27.55                  | 4.90            | 34.99              | 39.84                   | 54.00          | V                    |
| 2500.000        | 43.27                | 27.55                  | 5.00            | 34.98              | 40.84                   | 54.00          | V                    |
| 2310.000        | 42.02                | 27.93                  | 4.74            | 35.09              | 39.60                   | 54.00          | Horizontal           |
| 2390.000        | 44.61                | 27.63                  | 4.96            | 35.05              | 42.15                   | 54.00          | H                    |
| 2483.500        | 44.61                | 27.55                  | 4.90            | 34.99              | 42.07                   | 54.00          | H                    |
| 2500.000        | 43.81                | 27.55                  | 5.00            | 34.98              | 41.38                   | 54.00          | H                    |

**7.4.2.6 802.11ax (HE40) mode with MCS9 data rate**

Test at Channel 3 (2.422 GHz) in transmitting status

**Peak Measurement:**

| Frequency (MHz) | Reading Level (dBμV) | Antenna factors (dB/m) | Cable loss (dB) | Preamp factor (dB) | Emission Level (dBμV/m) | Limit (dBμV/m) | Antenna polarization |
|-----------------|----------------------|------------------------|-----------------|--------------------|-------------------------|----------------|----------------------|
| 2310.000        | 54.53                | 27.93                  | 4.74            | 35.09              | 52.11                   | 74.00          | Vertical             |
| 2390.000        | 53.51                | 27.63                  | 4.96            | 35.05              | 51.05                   | 74.00          | V                    |
| 2483.500        | 55.27                | 27.55                  | 4.90            | 34.99              | 52.73                   | 74.00          | V                    |
| 2500.000        | 54.55                | 27.55                  | 5.00            | 34.98              | 52.12                   | 74.00          | V                    |
| 2310.000        | 54.39                | 27.93                  | 4.74            | 35.09              | 51.97                   | 74.00          | Horizontal           |
| 2390.000        | 54.96                | 27.63                  | 4.96            | 35.05              | 52.50                   | 74.00          | H                    |
| 2483.500        | 55.88                | 27.55                  | 4.90            | 34.99              | 53.34                   | 74.00          | H                    |
| 2500.000        | 54.12                | 27.55                  | 5.00            | 34.98              | 51.69                   | 74.00          | H                    |

**Average Measurement:**

| Frequency (MHz) | Reading Level (dBμV) | Antenna factors (dB/m) | Cable loss (dB) | Preamp factor (dB) | Emission Level (dBμV/m) | Limit (dBμV/m) | Antenna polarization |
|-----------------|----------------------|------------------------|-----------------|--------------------|-------------------------|----------------|----------------------|
| 2310.000        | 41.70                | 27.93                  | 4.74            | 35.09              | 39.28                   | 54.00          | Vertical             |
| 2390.000        | 41.71                | 27.63                  | 4.96            | 35.05              | 39.25                   | 54.00          | V                    |
| 2483.500        | 43.93                | 27.55                  | 4.90            | 34.99              | 41.39                   | 54.00          | V                    |
| 2500.000        | 44.14                | 27.55                  | 5.00            | 34.98              | 41.71                   | 54.00          | V                    |
| 2310.000        | 42.31                | 27.93                  | 4.74            | 35.09              | 39.89                   | 54.00          | Horizontal           |
| 2390.000        | 42.33                | 27.63                  | 4.96            | 35.05              | 39.87                   | 54.00          | H                    |
| 2483.500        | 42.31                | 27.55                  | 4.90            | 34.99              | 39.77                   | 54.00          | H                    |
| 2500.000        | 43.39                | 27.55                  | 5.00            | 34.98              | 40.96                   | 54.00          | H                    |

Test at Channel 6 (2.437 GHz) in transmitting status

**Peak Measurement:**

| Frequency (MHz) | Reading Level (dBμV) | Antenna factors (dB/m) | Cable loss (dB) | Preamp factor (dB) | Emission Level (dBμV/m) | Limit (dBμV/m) | Antenna polarization |
|-----------------|----------------------|------------------------|-----------------|--------------------|-------------------------|----------------|----------------------|
| 2310.000        | 53.58                | 27.93                  | 4.74            | 35.09              | 51.16                   | 74.00          | Vertical             |
| 2390.000        | 55.36                | 27.63                  | 4.96            | 35.05              | 52.90                   | 74.00          | V                    |
| 2483.500        | 54.24                | 27.55                  | 4.90            | 34.99              | 51.70                   | 74.00          | V                    |
| 2500.000        | 55.29                | 27.55                  | 5.00            | 34.98              | 52.86                   | 74.00          | V                    |
| 2310.000        | 55.89                | 27.93                  | 4.74            | 35.09              | 53.47                   | 74.00          | Horizontal           |
| 2390.000        | 54.29                | 27.63                  | 4.96            | 35.05              | 51.83                   | 74.00          | H                    |
| 2483.500        | 53.97                | 27.55                  | 4.90            | 34.99              | 51.43                   | 74.00          | H                    |
| 2500.000        | 53.45                | 27.55                  | 5.00            | 34.98              | 51.02                   | 74.00          | H                    |

**Average Measurement:**

| Frequency (MHz) | Reading Level (dBμV) | Antenna factors (dB/m) | Cable loss (dB) | Preamp factor (dB) | Emission Level (dBμV/m) | Limit (dBμV/m) | Antenna polarization |
|-----------------|----------------------|------------------------|-----------------|--------------------|-------------------------|----------------|----------------------|
| 2310.000        | 44.58                | 27.93                  | 4.74            | 35.09              | 42.16                   | 54.00          | Vertical             |
| 2390.000        | 41.19                | 27.63                  | 4.96            | 35.05              | 38.73                   | 54.00          | V                    |
| 2483.500        | 42.10                | 27.55                  | 4.90            | 34.99              | 39.56                   | 54.00          | V                    |
| 2500.000        | 43.12                | 27.55                  | 5.00            | 34.98              | 40.69                   | 54.00          | V                    |
| 2310.000        | 44.09                | 27.93                  | 4.74            | 35.09              | 41.67                   | 54.00          | Horizontal           |
| 2390.000        | 44.42                | 27.63                  | 4.96            | 35.05              | 41.96                   | 54.00          | H                    |
| 2483.500        | 43.82                | 27.55                  | 4.90            | 34.99              | 41.28                   | 54.00          | H                    |
| 2500.000        | 42.50                | 27.55                  | 5.00            | 34.98              | 40.07                   | 54.00          | H                    |



Test at Channel 9 (2.452 GHz) in transmitting status

**Peak Measurement:**

| Frequency (MHz) | Reading Level (dBμV) | Antenna factors (dB/m) | Cable loss (dB) | Preamp factor (dB) | Emission Level (dBμV/m) | Limit (dBμV/m) | Antenna polarization |
|-----------------|----------------------|------------------------|-----------------|--------------------|-------------------------|----------------|----------------------|
| 2310.000        | 54.88                | 27.93                  | 4.74            | 35.09              | 52.46                   | 74.00          | Vertical             |
| 2390.000        | 55.12                | 27.63                  | 4.96            | 35.05              | 52.66                   | 74.00          | V                    |
| 2483.500        | 54.19                | 27.55                  | 4.90            | 34.99              | 51.65                   | 74.00          | V                    |
| 2500.000        | 54.26                | 27.55                  | 5.00            | 34.98              | 51.83                   | 74.00          | V                    |
| 2310.000        | 52.90                | 27.93                  | 4.74            | 35.09              | 50.48                   | 74.00          | Horizontal           |
| 2390.000        | 55.53                | 27.63                  | 4.96            | 35.05              | 53.07                   | 74.00          | H                    |
| 2483.500        | 53.76                | 27.55                  | 4.90            | 34.99              | 51.22                   | 74.00          | H                    |
| 2500.000        | 55.49                | 27.55                  | 5.00            | 34.98              | 53.06                   | 74.00          | H                    |

**Average Measurement:**

| Frequency (MHz) | Reading Level (dBμV) | Antenna factors (dB/m) | Cable loss (dB) | Preamp factor (dB) | Emission Level (dBμV/m) | Limit (dBμV/m) | Antenna polarization |
|-----------------|----------------------|------------------------|-----------------|--------------------|-------------------------|----------------|----------------------|
| 2310.000        | 43.68                | 27.93                  | 4.74            | 35.09              | 41.26                   | 54.00          | Vertical             |
| 2390.000        | 45.01                | 27.63                  | 4.96            | 35.05              | 42.55                   | 54.00          | V                    |
| 2483.500        | 44.25                | 27.55                  | 4.90            | 34.99              | 41.71                   | 54.00          | V                    |
| 2500.000        | 42.54                | 27.55                  | 5.00            | 34.98              | 40.11                   | 54.00          | V                    |
| 2310.000        | 44.28                | 27.93                  | 4.74            | 35.09              | 41.86                   | 54.00          | Horizontal           |
| 2390.000        | 42.82                | 27.63                  | 4.96            | 35.05              | 40.36                   | 54.00          | H                    |
| 2483.500        | 42.05                | 27.55                  | 4.90            | 34.99              | 39.51                   | 54.00          | H                    |
| 2500.000        | 43.65                | 27.55                  | 5.00            | 34.98              | 41.22                   | 54.00          | H                    |

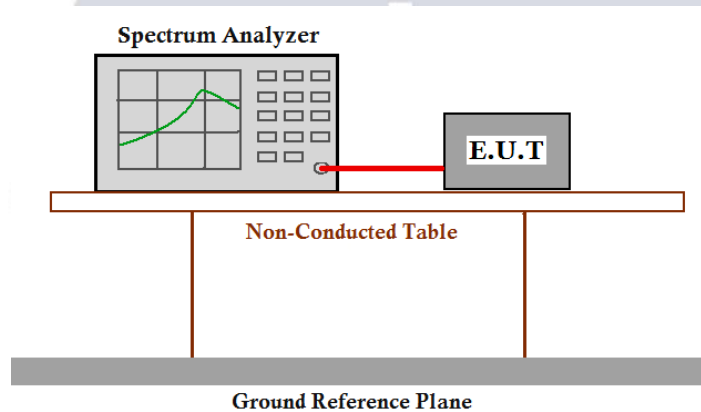
## 7.5 6 dB Bandwidth

**Test Requirement:** FCC Part 15 C section 15.247  
 (a)(2) Systems using digital modulation techniques may operate in the 902-928 MHz, 2400-2483.5MHz, and 5725-5850 MHz bands. The minimum 6 dB bandwidth shall be at least 500 kHz.

**Test Method:** ANSI C63.10: Clause 6.9.1

**Test Status:** Pre-Scan has been conducted to determine the worst-case mode from all possible combinations between available modulations, data rates and antenna ports (if EUT with antenna diversity architecture). Following channel(s) was (were) selected for the final test as listed below.  
 Pre-test the EUT under 2 modes: power-supplied by using the AC adapter and power-supplied by using internal battery. After pre-testing, we found the worst case is the test mode of EUT power-supplied by using internal battery.

**Test Configuration:**



**Test Procedure:**

1. Remove the antenna from the EUT and then connect a low attention attenuation RF cable (cable loss =1.5dB) from the antenna port to the spectrum.
2. Set the spectrum analyzer:  
 Sweep = auto; Detector Function = Peak; ace = Max Hold  
 RBW: 1%~5% OBW; VBW:  $\geq 3 \cdot RBW$   
 Span: two times and five times the OBW.
3. Mark the peak power frequency and -6dB (upper and lower) power frequency.
4. Repeat until all the test status is investigated.
5. Report the worse case.

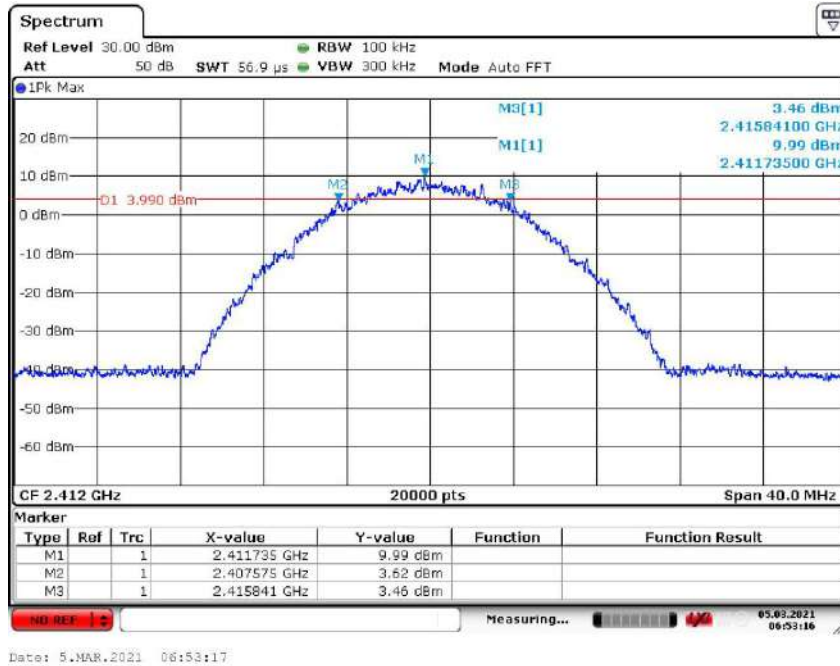
| Channel No. | Frequency (MHz) | Mode            | Data Rate | Measured 6dB bandwidth (MHz) | Limit   | Result |
|-------------|-----------------|-----------------|-----------|------------------------------|---------|--------|
| 1           | 2412            | 802.11b         | 1 Mbps    | 8.266                        | ≥500KHz | Pass   |
| 6           | 2437            |                 | 1 Mbps    | 8.234                        |         | Pass   |
| 11          | 2462            |                 | 1 Mbps    | 8.696                        |         | Pass   |
| 1           | 2412            | 802.11g         | 6 Mbps    | 16.450                       | ≥500KHz | Pass   |
| 6           | 2437            |                 | 6 Mbps    | 16.432                       |         | Pass   |
| 11          | 2462            |                 | 6 Mbps    | 16.462                       |         | Pass   |
| 1           | 2412            | 802.11n (HT20)  | 7.2 Mbps  | 17.720                       | ≥500KHz | Pass   |
| 6           | 2437            |                 | 7.2 Mbps  | 17.696                       |         | Pass   |
| 11          | 2462            |                 | 7.2 Mbps  | 17.251                       |         | Pass   |
| 3           | 2422            | 802.11n (HT40)  | 15 Mbps   | 28.710                       | ≥500KHz | Pass   |
| 6           | 2437            |                 | 15 Mbps   | 35.310                       |         | Pass   |
| 9           | 2452            |                 | 15 Mbps   | 36.470                       |         | Pass   |
| 1           | 2412            | 802.11ax (HE20) | MCS7      | 16.267                       | ≥500KHz | Pass   |
| 6           | 2437            |                 | MCS7      | 16.440                       |         | Pass   |
| 11          | 2462            |                 | MCS7      | 17.193                       |         | Pass   |
| 3           | 2422            | 802.11ax (HE40) | MCS9      | 28.710                       | ≥500KHz | Pass   |
| 6           | 2437            |                 | MCS9      | 35.310                       |         | Pass   |
| 9           | 2452            |                 | MCS9      | 36.360                       |         | Pass   |

Test result: The unit does meet the FCC requirements.

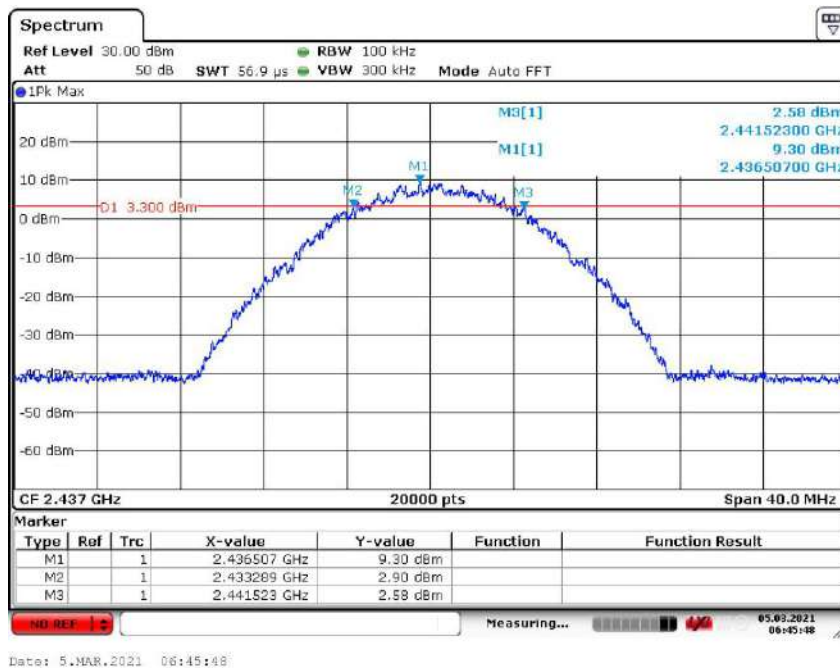
Result plot as follows:

802.11b mode with 1Mbps data rate

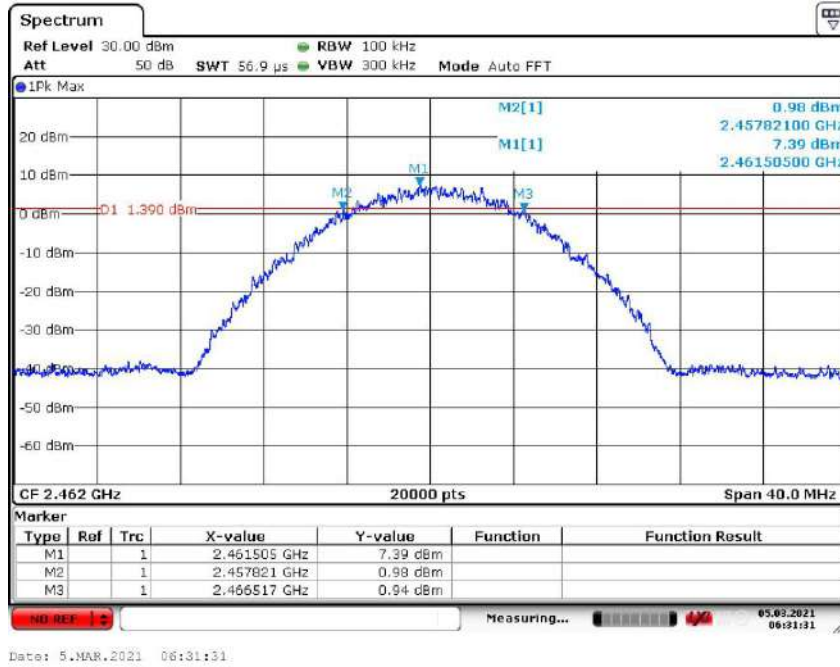
Channel 1: 2.412GHz:



Channel 6: 2.437GHz:

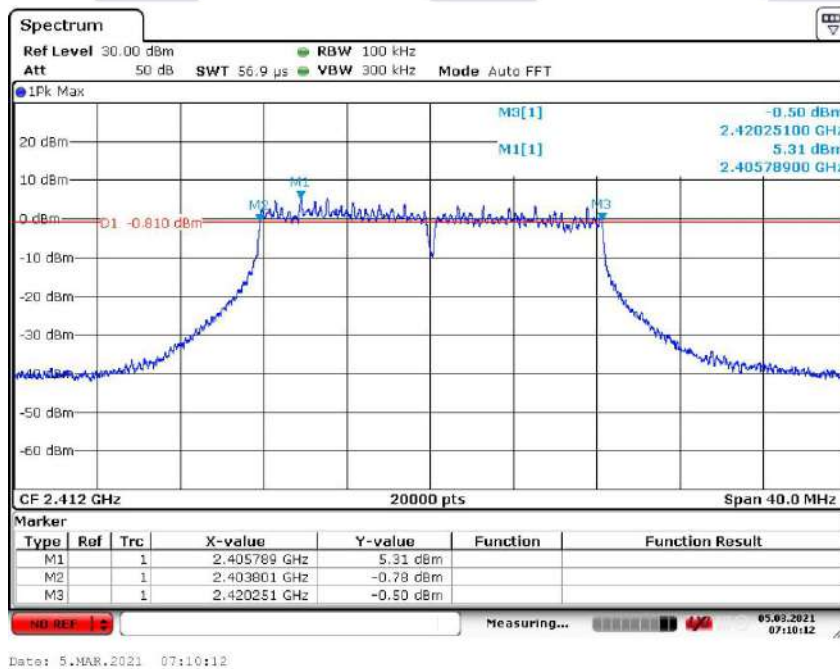


Channel 11: 2.462GHz:

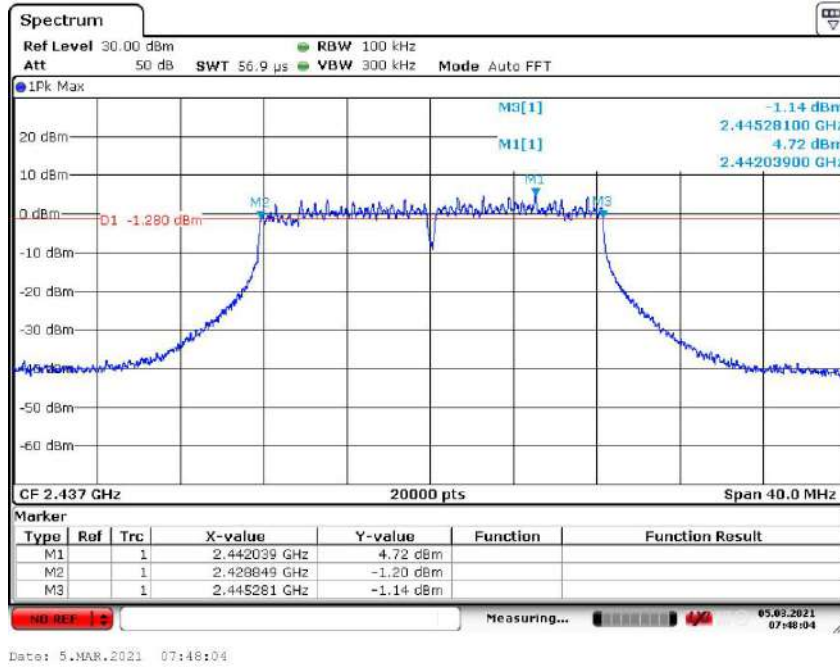


802.11g mode with 6Mbps data rate

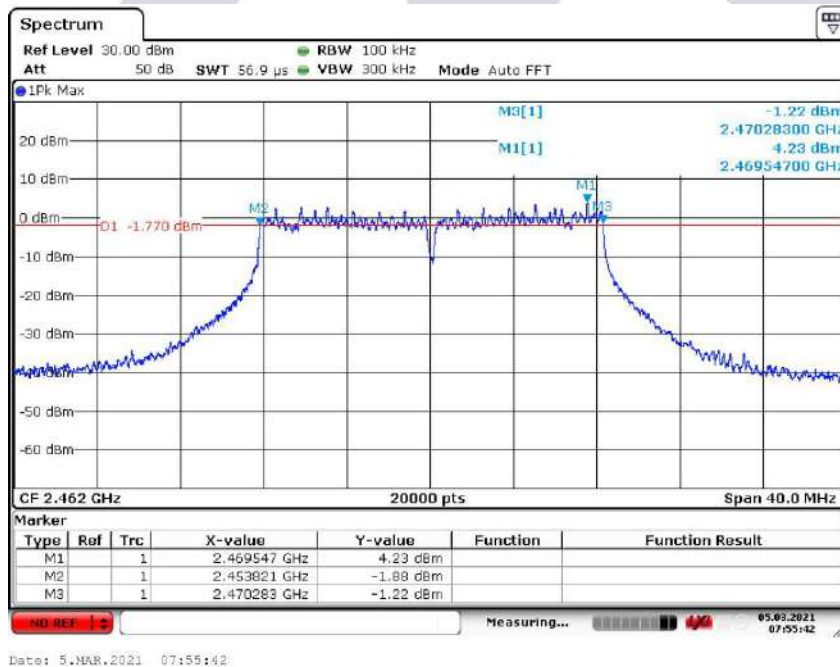
Channel 1: 2.412GHz:



Channel 6: 2.437GHz:

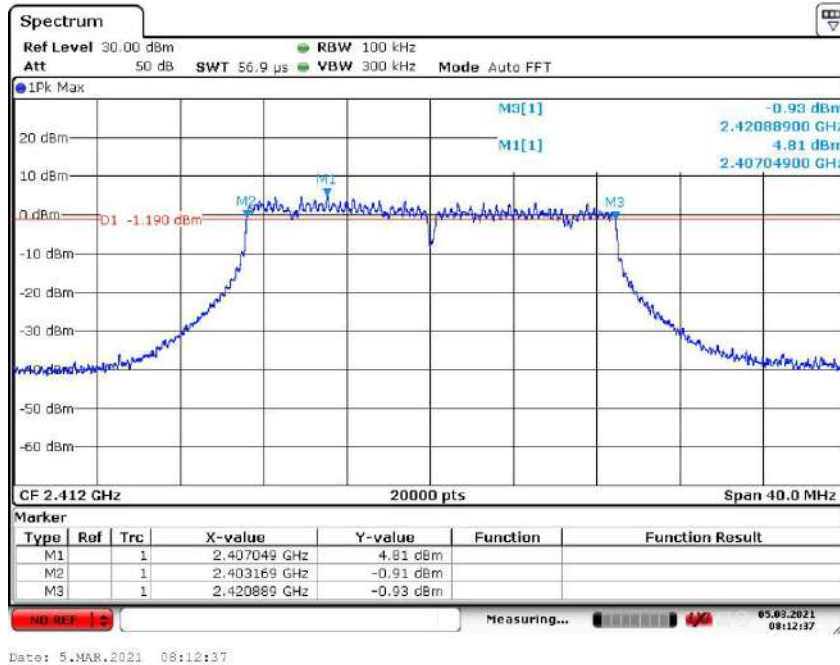


Channel 11: 2.462GHz:

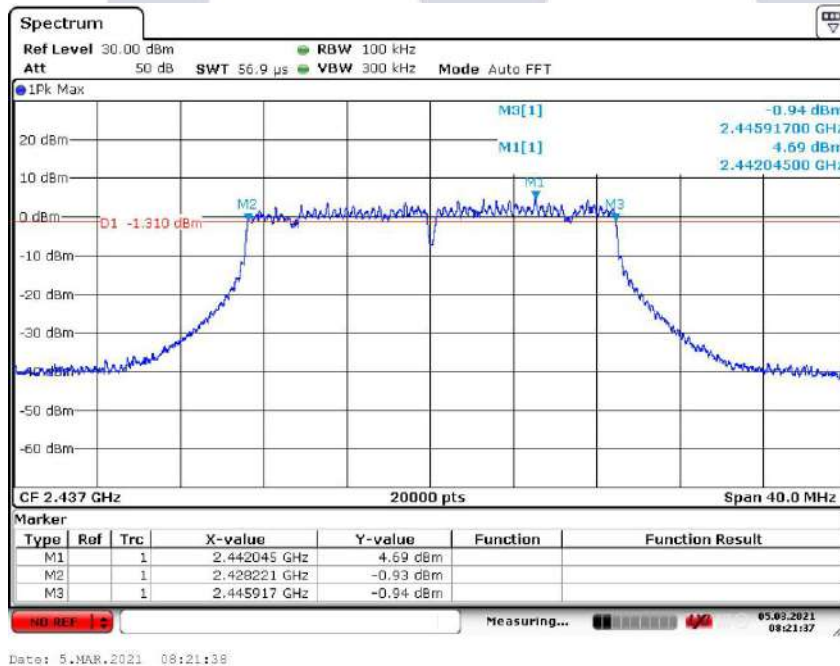


802.11n(HT20) mode with 7.2Mbps data rate

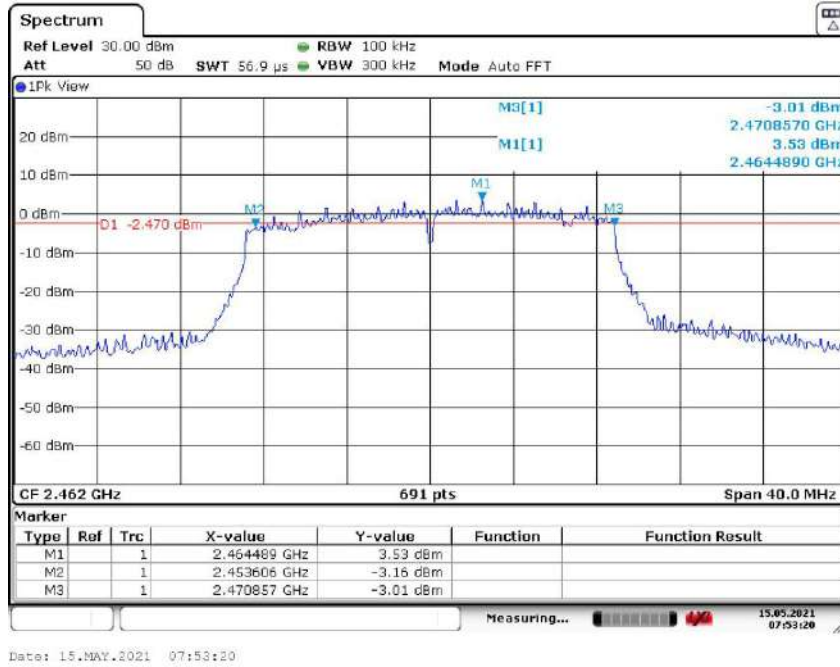
Channel 1: 2.412GHz:



Channel 6: 2.437GHz:

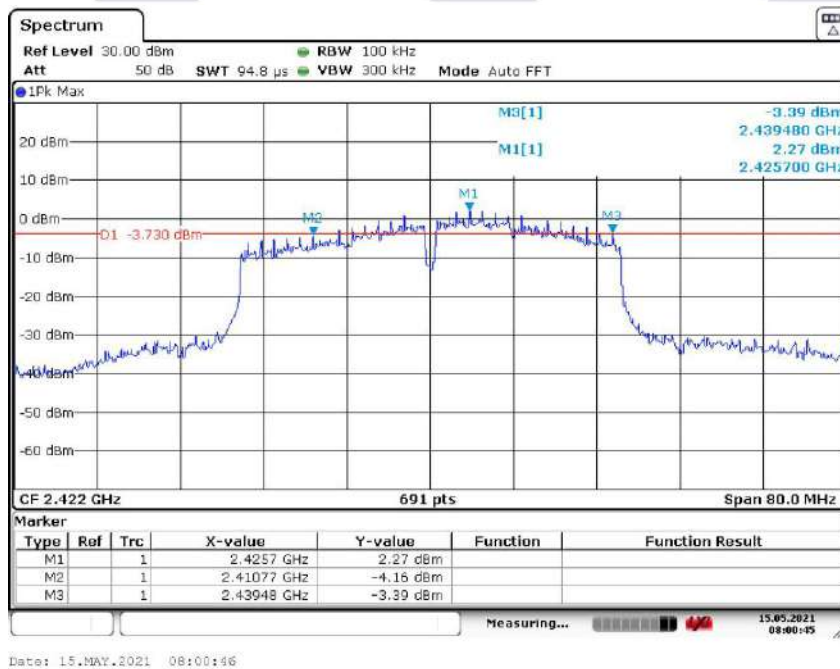


Channel 11: 2.462GHz:



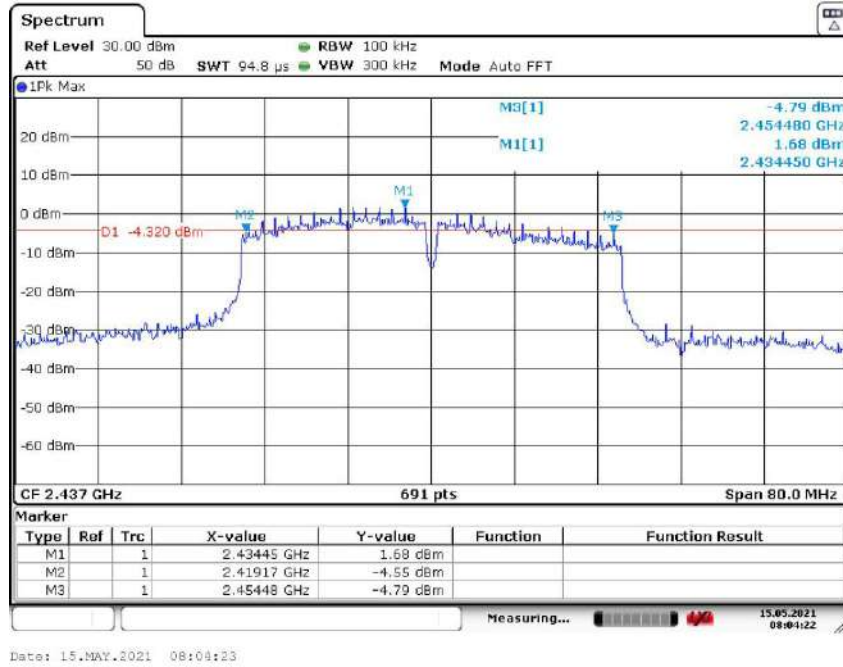
802.11n(HT40) mode with 15Mbps data rate

Channel 3: 2.422GHz:

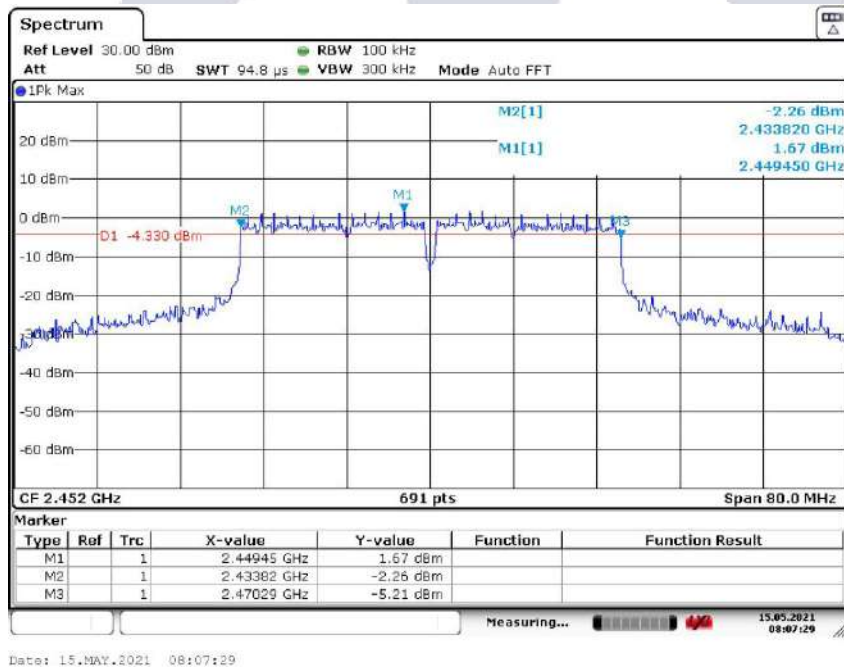




Channel 6: 2.437GHz:

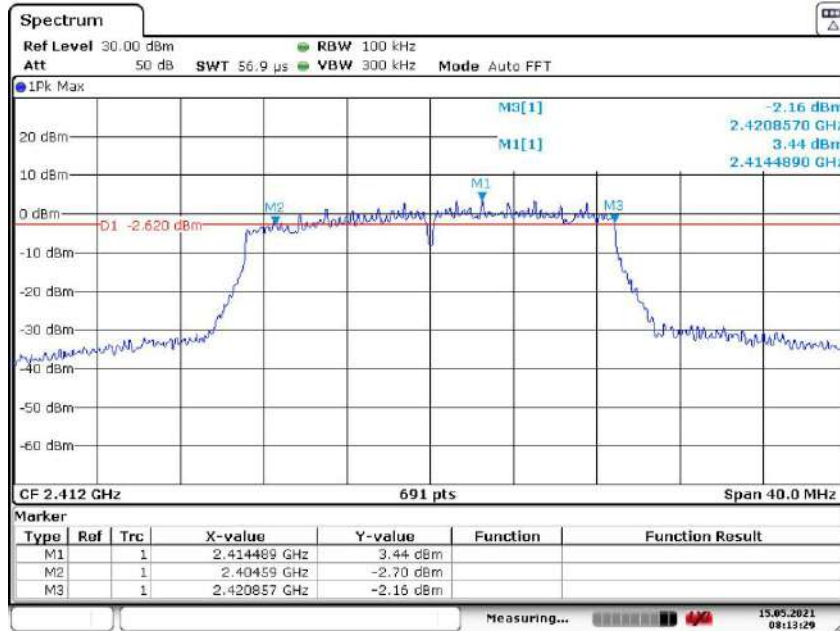


Channel 9: 2.452GHz:

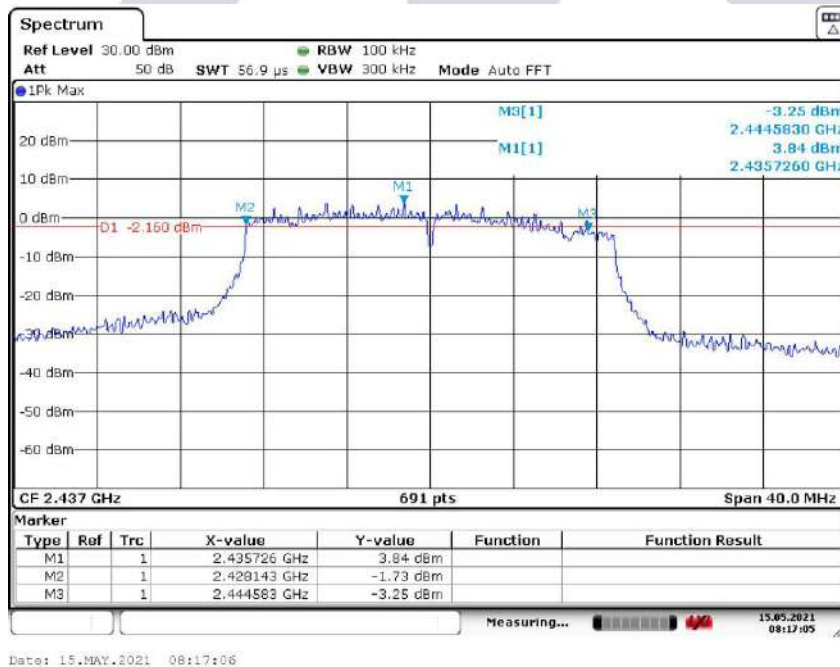


802.11ax(HE20) mode with MCS7 data rate

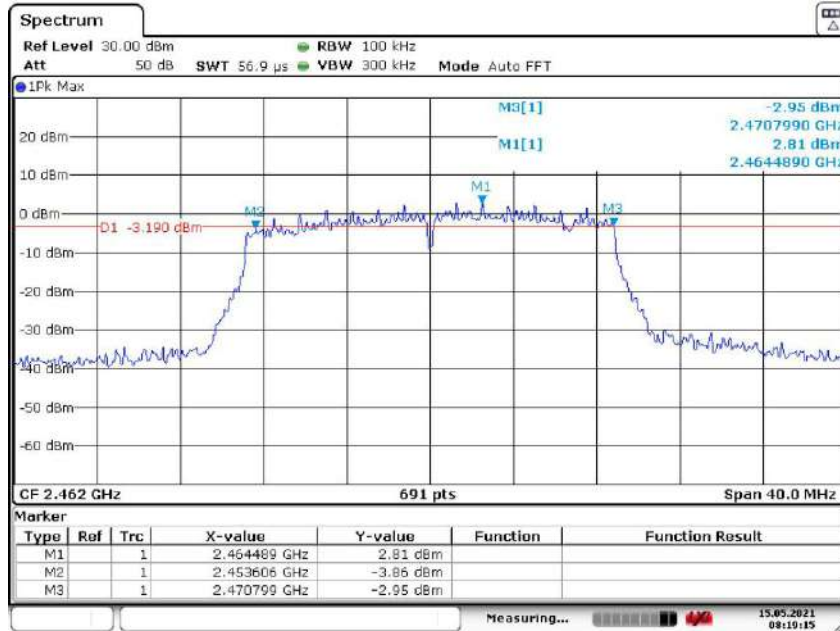
Channel 1: 2.412GHz:



Channel 6: 2.437GHz:



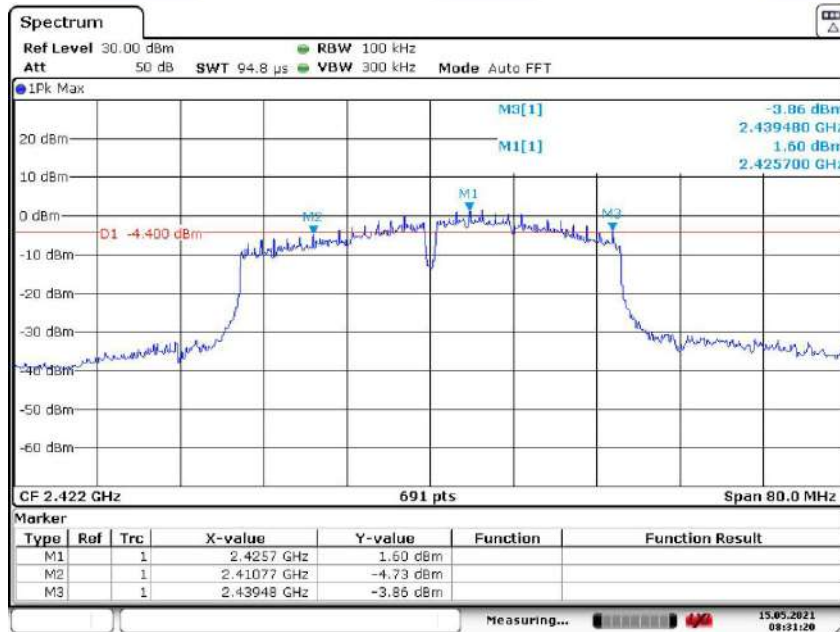
Channel 11: 2.462GHz:



Date: 15.MAY.2021 08:19:15

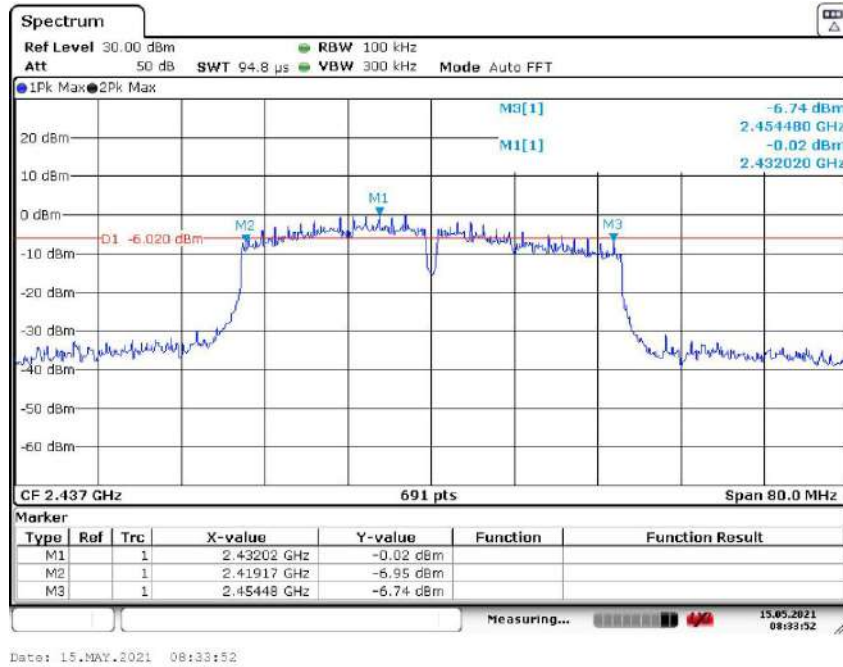
802.11ax(HE40) mode with MCS9 data rate

Channel 3: 2.422GHz:

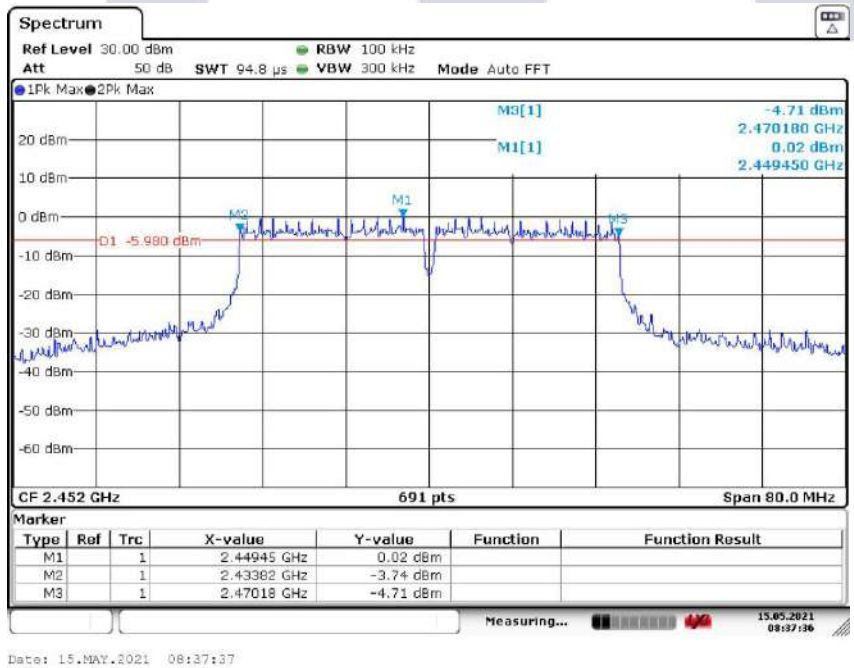


Date: 15.MAY.2021 08:31:19

Channel 6: 2.437GHz:

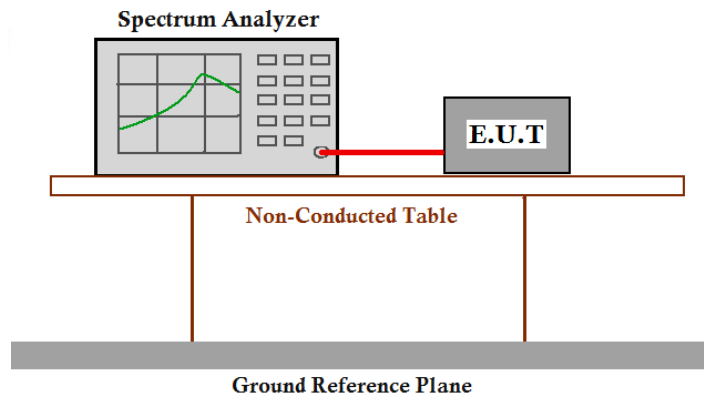


Channel 9: 2.452GHz:



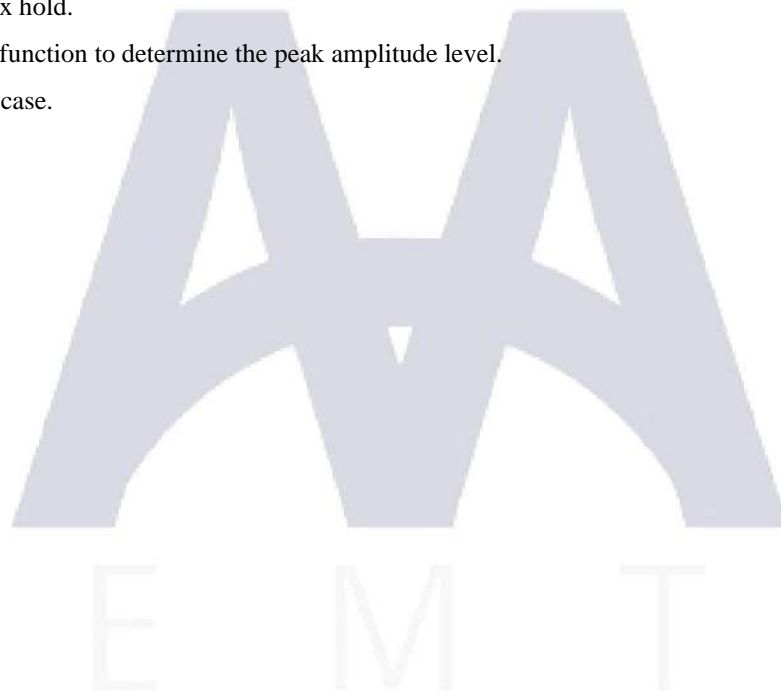
## 7.6 Maximum Peak Output Power

|                     |  |
|---------------------|--|
| Test Requirement:   | <p>FCC Part 15 C section 15.247</p> <p>(b)(3) For systems using digital modulation in the 902-928 MHz, 2400-2483.5 MHz, and 5725-5850 MHz bands: 1 Watt.</p> <p>Except as shown in paragraph (c) of this section, if transmitting antennas of directional gain greater than 6 dBi are used, the conducted output power from the intentional radiator shall be reduced below the stated values in paragraphs (b) (1), (b) (2), and (b) (3) of this section, as appropriate, by the amount in dB that the directional gain of the antenna exceeds 6 dBi.</p> |
| Test Method:        | FCC/KDB-558074 D01 v03r03 9.1.1 RBW $\geq$ DTS bandwidth   |
| Test Status:        | <p>Pre-Scan has been conducted to determine the worst-case mode from all possible combinations between available modulations, data rates and antenna ports (if EUT with antenna diversity architecture). Following channel(s) was (were) selected for the final test as listed below.</p> <p>Pre-test the EUT under 2 modes: power-supplied by using the AC adapter and power-supplied by using internal battery. After pre-testing, we found the worst case is the test mode of EUT power-supplied by using internal battery.</p>                         |
| Test Configuration: |  |



Test Procedure:

1. Remove the antenna from the EUT and then connect a low attention attenuation RF cable  
(Cable loss =1.0dB) from the antenna port to the spectrum.
2. Set the  $RBW \geq DTS$  bandwidth
3. Set the  $VBW \geq 3 \times RBW$
4. Set the  $span \geq 3 \times RBW$ .
5. Detector = peak.
6. Sweep time = auto couple.
7. Trace mode = max hold.
8. Use peak marker function to determine the peak amplitude level.
9. Report the worse case.



**Test result:**

| Channel No. | Frequency (MHz) | Mode               | Data Rate | Measured Channel Power (dBm) | Limit     | Result |
|-------------|-----------------|--------------------|-----------|------------------------------|-----------|--------|
| 1           | 2412            | 802.11b            | 1 Mbps    | 23.56                        | 1W(30dBm) | Pass   |
| 6           | 2437            |                    | 1 Mbps    | 23.57                        |           | Pass   |
| 11          | 2462            |                    | 1 Mbps    | 22.00                        |           | Pass   |
| 1           | 2412            | 802.11g            | 6 Mbps    | 22.88                        |           | Pass   |
| 6           | 2437            |                    | 6 Mbps    | 23.67                        |           | Pass   |
| 11          | 2462            |                    | 6 Mbps    | 21.83                        |           | Pass   |
| 1           | 2412            | 802.11n<br>(HT20)  | 7.2 Mbps  | 23.42                        |           | Pass   |
| 6           | 2437            |                    | 7.2 Mbps  | 23.30                        |           | Pass   |
| 11          | 2462            |                    | 7.2 Mbps  | 22.01                        |           | Pass   |
| 3           | 2422            | 802.11n<br>(HT40)  | 15 Mbps   | 23.72                        |           | Pass   |
| 6           | 2437            |                    | 15 Mbps   | 23.23                        |           | Pass   |
| 9           | 2452            |                    | 15 Mbps   | 22.86                        |           | Pass   |
| 1           | 2412            | 802.11ax<br>(HE20) | MCS7      | 23.94                        |           | Pass   |
| 6           | 2437            |                    | MCS7      | 23.13                        |           | Pass   |
| 11          | 2462            |                    | MCS7      | 22.21                        |           | Pass   |
| 3           | 2422            | 802.11ax<br>(HE40) | MCS9      | 23.45                        | Pass      |        |
| 6           | 2437            |                    | MCS9      | 23.17                        | Pass      |        |
| 9           | 2452            |                    | MCS9      | 22.59                        | Pass      |        |

**Remark:** Level = Read Level + Cable Loss.

**The unit does meet the FCC requirements.**

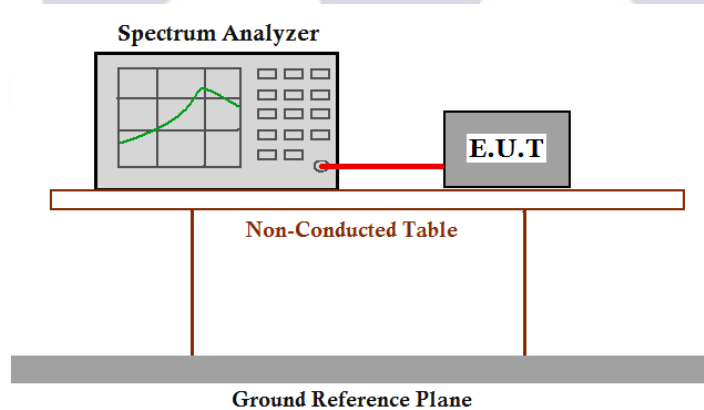
## 7.7 Peak Power Spectral Density

**Test Requirement:** FCC Part 15 C section 15.247  
 (e) For digitally modulated systems, the power spectral density conducted from the intentional radiator to the antenna shall not be greater than 8 dBm in any 3 kHz band during any time interval of continuous transmission. This power spectral density shall be determined in accordance with the provisions of paragraph (b) of this section. The same method of determining the conducted output power shall be used to determine the power spectral density.

**Test Method:** ANSI C63.10: Clause 6.11.2.3

**Test Status:** Pre-Scan has been conducted to determine the worst-case mode from all possible combinations between available modulations, data rates and antenna ports (if EUT with antenna diversity architecture). Following channel(s) was (were) selected for the final test as listed below.  
 Pre-test the EUT under 2 modes: power-supplied by using the AC adapter and power-supplied by using internal battery. After pre-testing, we found the worst case is the test mode of EUT power-supplied by using internal battery.

**Test Configuration:**





Test Procedure:

1. Remove the antenna from the EUT and then connect a low attention attenuation RF cable (cable loss =1.0 dB) from the antenna port to the spectrum analyzer or power meter.
2. Set the spectrum analyzer:
  - a) Set CENTER FREQUENCY = Frequency from Power Spectral Density Test Matrix (see 6.10.2)
  - b) Set SPAN = 20 MHz (For devices with a nominal 40 MHz BW, 50 MHz span will be needed)
  - c) Set REFERENCE LEVEL = 20 dBm
  - d) Set ATTENUATION = 0 dB (add internal attenuation, if necessary)
  - e) Set SWEEP TIME = Coupled
  - f) Set RBW = 3 kHz
  - g) Set VBW = 10 kHz
  - h) Set DETECTOR = Peak
  - i) Set MKR = Center Frequency
  - j) Set TRACE = CLEAR WRITE

Place the radio in continuous transmit mode. Set the TRACE to MAX HOLD, and after the trace stabilizes, the TRACE to VIEW. Set the marker on the peak of the signal and then adjust the center frequency of the spectrum analyzer to the marker frequency.

After viewing the EUT waveform on the spectrum analyzer, perform the following spectrum analyzer functions to capture the trace:

Set SPAN = 300 kHz

Set SWEEP TIME = 100 s

Set TRACE = MAX HOLD

Set MKR = PEAK SEARCH

3. Measure the Power Spectral Density of the test frequency with special test status.
4. Repeat until all the test status is investigated.
5. Report the worse case.

| Channel No. | Frequency (MHz) | Mode               | Data Rate | Measured Peak Power         |           | Result |
|-------------|-----------------|--------------------|-----------|-----------------------------|-----------|--------|
|             |                 |                    |           | Spectral Density (dBm/3KHz) | Limit     |        |
| 1           | 2412            | 802.11b            | 1 Mbps    | -8.03                       | 8dBm/3KHz | Pass   |
| 6           | 2437            |                    | 1 Mbps    | -8.52                       |           | Pass   |
| 11          | 2462            |                    | 1 Mbps    | -8.11                       |           | Pass   |
| 1           | 2412            | 802.11g            | 6 Mbps    | -13.12                      |           | Pass   |
| 6           | 2437            |                    | 6 Mbps    | -11.95                      |           | Pass   |
| 11          | 2462            |                    | 6 Mbps    | -12.75                      |           | Pass   |
| 1           | 2412            | 802.11n<br>(HT20)  | 7.2 Mbps  | -13.75                      |           | Pass   |
| 6           | 2437            |                    | 7.2 Mbps  | -12.05                      |           | Pass   |
| 11          | 2462            |                    | 7.2 Mbps  | -12.61                      |           | Pass   |
| 3           | 2422            | 802.11n<br>(HT40)  | 15 Mbps   | -13.90                      |           | Pass   |
| 6           | 2437            |                    | 15 Mbps   | -14.78                      |           | Pass   |
| 9           | 2452            |                    | 15 Mbps   | -15.73                      |           | Pass   |
| 1           | 2412            | 802.11ax<br>(HE20) | MCS7      | -13.82                      | Pass      |        |
| 6           | 2437            |                    | MCS7      | -12.54                      | Pass      |        |
| 11          | 2462            |                    | MCS7      | -13.46                      | Pass      |        |
| 3           | 2422            | 802.11ax<br>(HE40) | MCS9      | -16.74                      | Pass      |        |
| 6           | 2437            |                    | MCS9      | -17.88                      | Pass      |        |
| 9           | 2452            |                    | MCS9      | -19.47                      | Pass      |        |

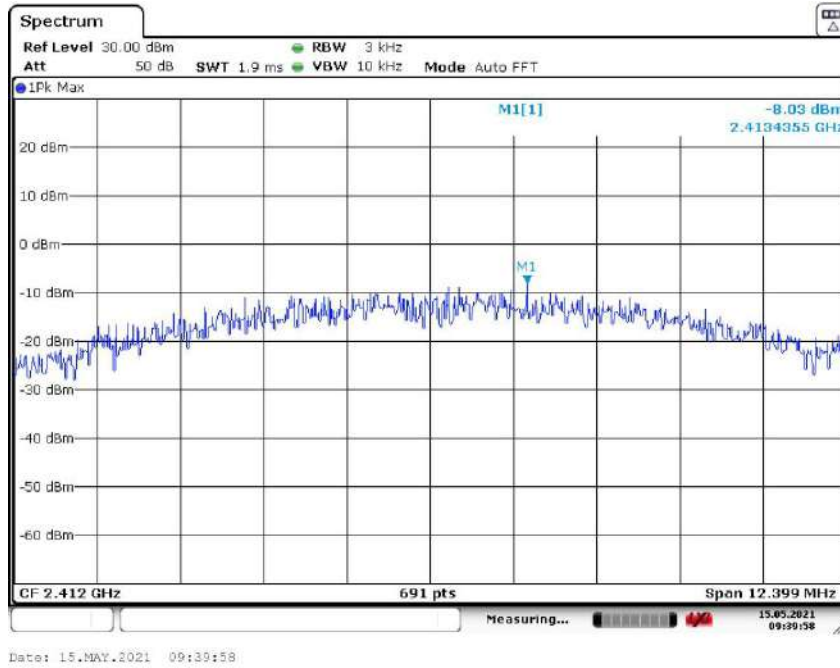
Test result: Level = Read Level + Cable Loss.

The unit does meet the FCC requirements.

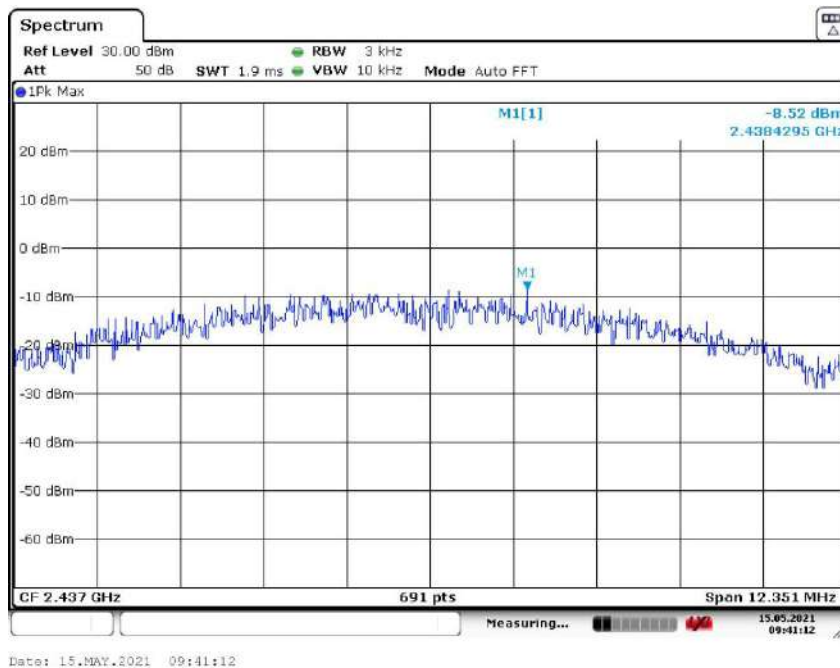
Result plot as follows:

802.11b mode with 1Mbps data rate

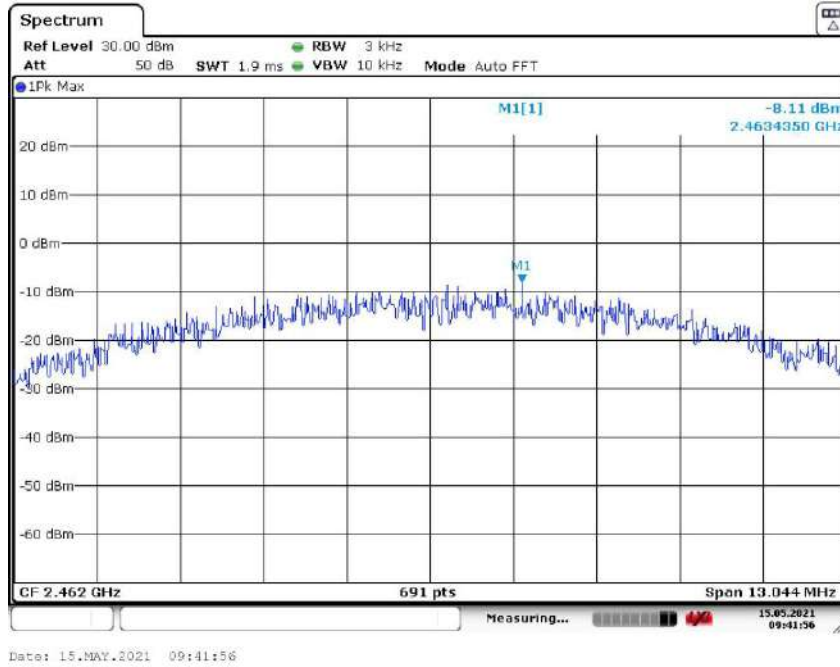
Channel 1: 2.412GHz:



Channel 6: 2.437GHz:

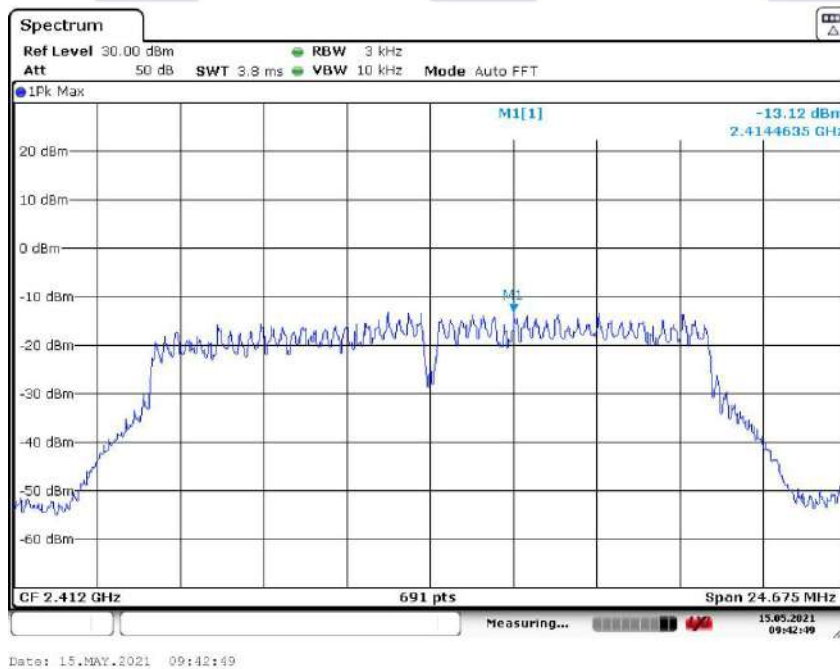


Channel 11: 2.462GHz:

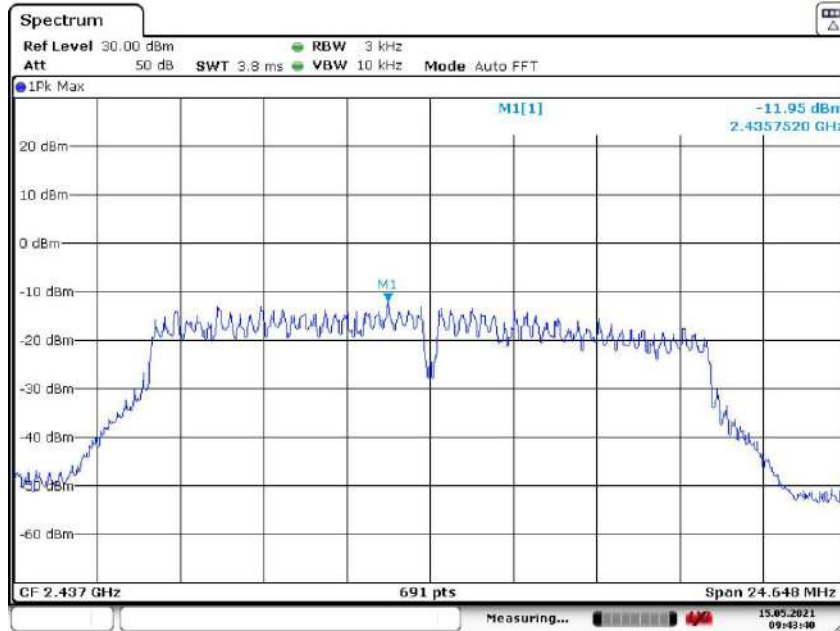


802.11g mode with 6Mbps data rate

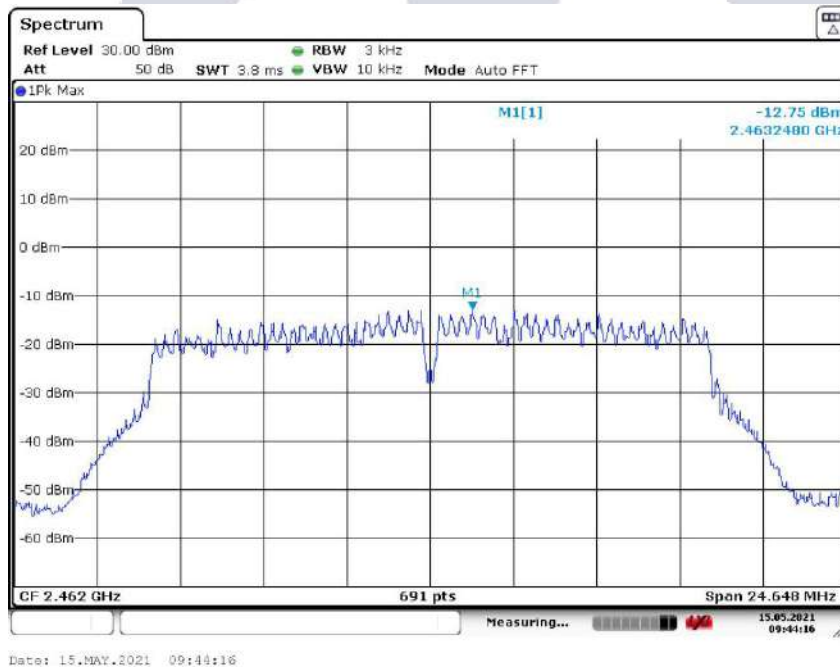
Channel 1: 2.412GHz:



Channel 6: 2.437GHz:

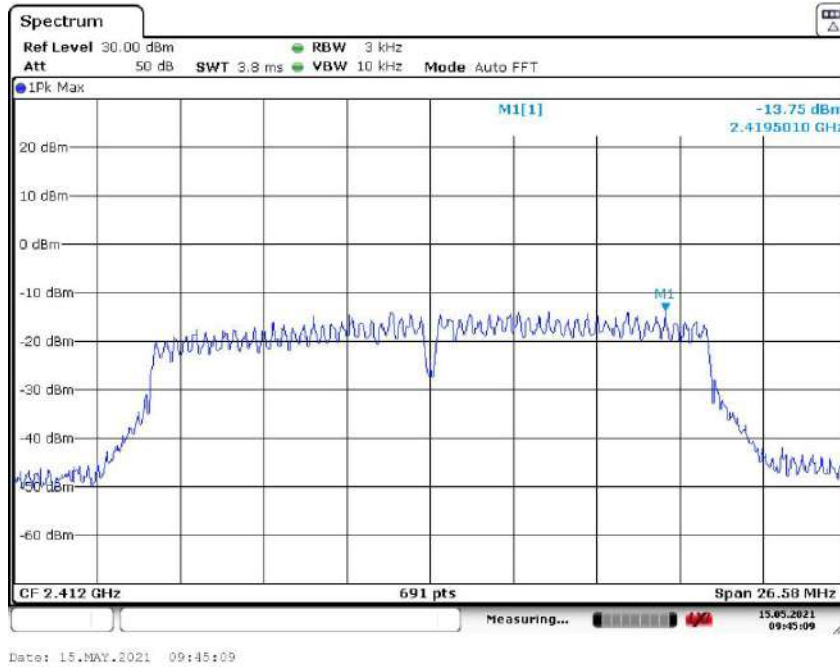


Channel 11: 2.462GHz:

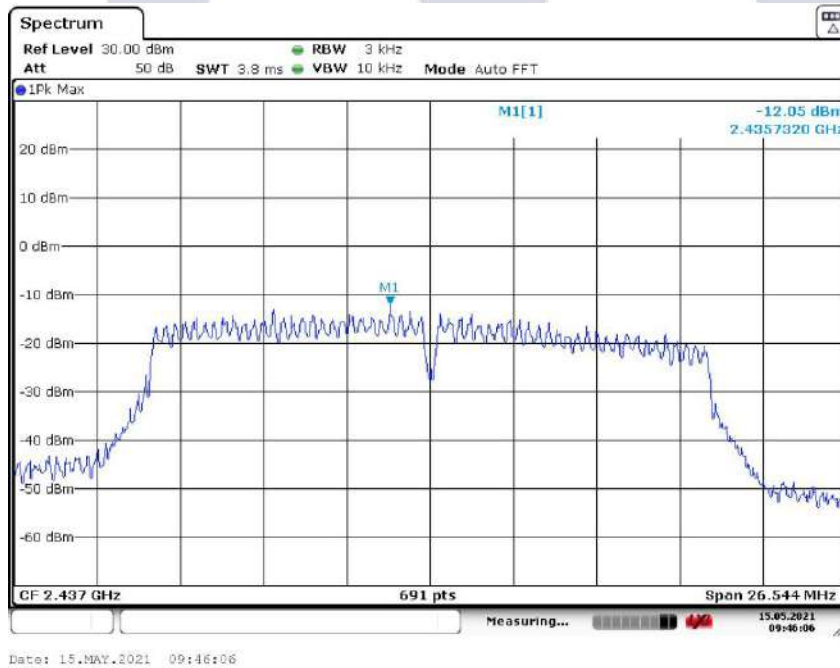


802.11n(HT20) mode with 7.2Mbps data rate

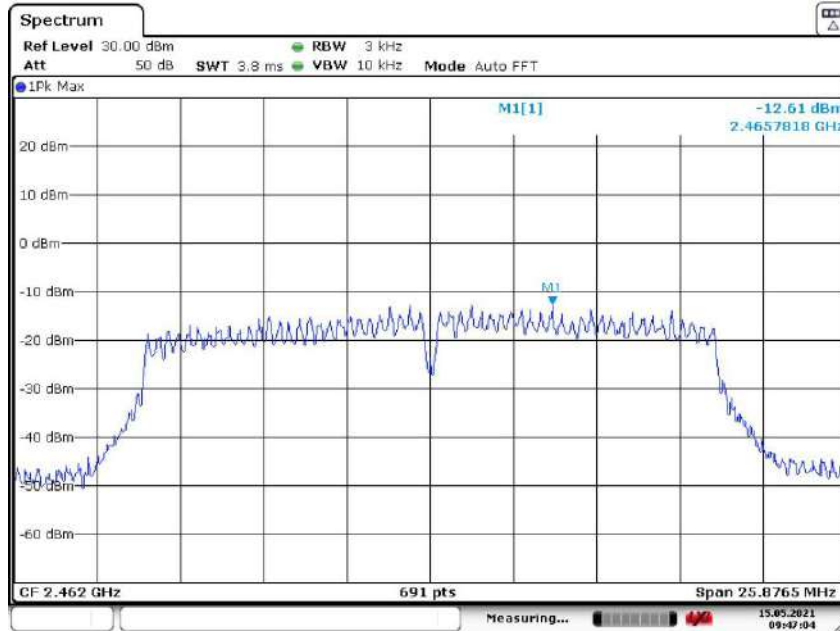
Channel 1: 2.412GHz:



Channel 6: 2.437GHz:



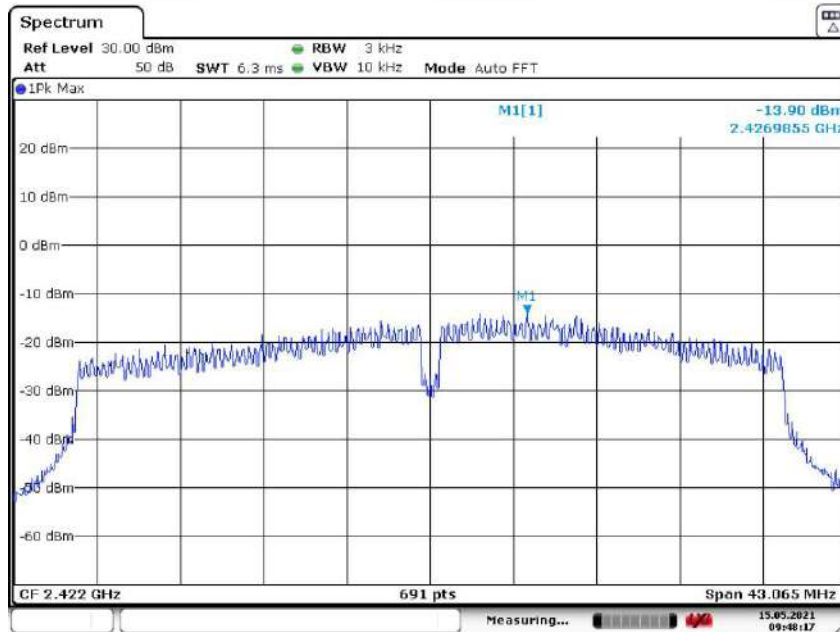
Channel 11: 2.462GHz:



Date: 15.MAY.2021 09:47:04

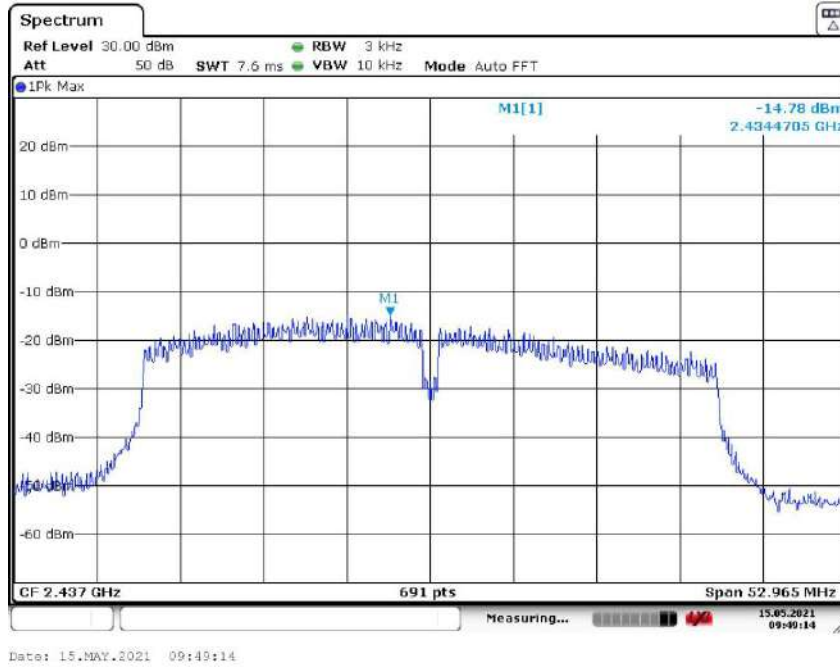
802.11n(HT40) mode with 15Mbps data rate

Channel 3: 2.422GHz:

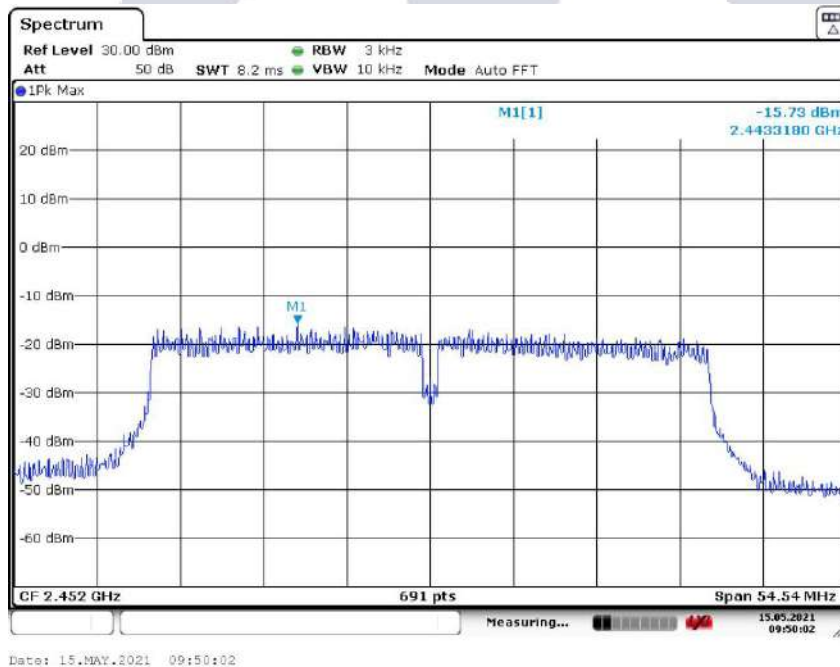


Date: 15.MAY.2021 09:48:17

Channel 6: 2.437GHz:



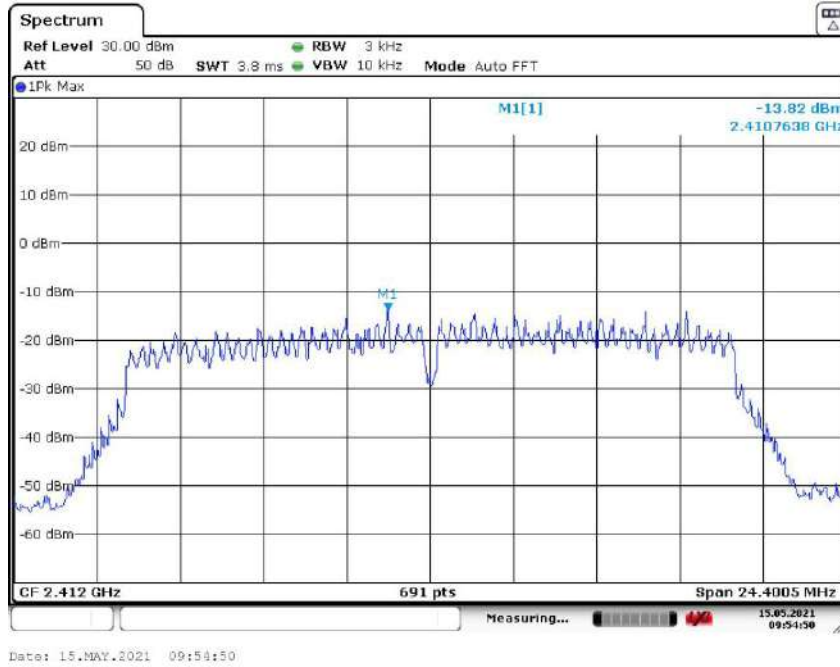
Channel 9: 2.452GHz:



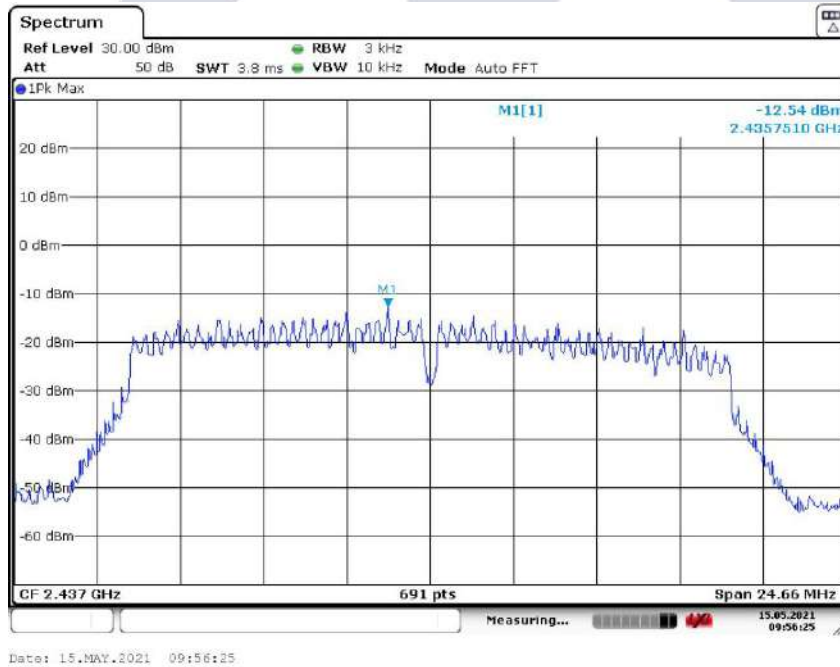


802.11ax(HE20) mode with MCS7 data rate

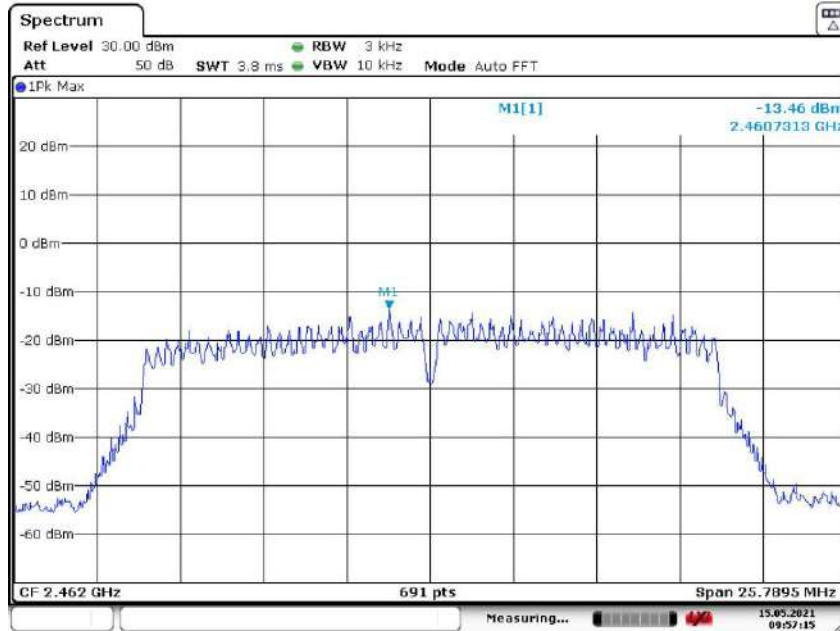
Channel 1: 2.412GHz:



Channel 6: 2.437GHz:



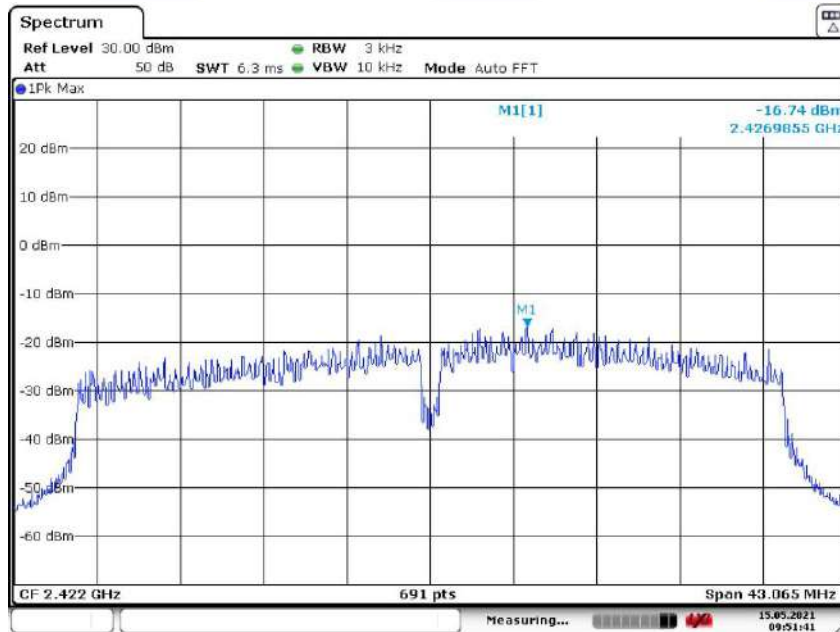
Channel 11: 2.462GHz:



Date: 15.MAY.2021 09:57:15

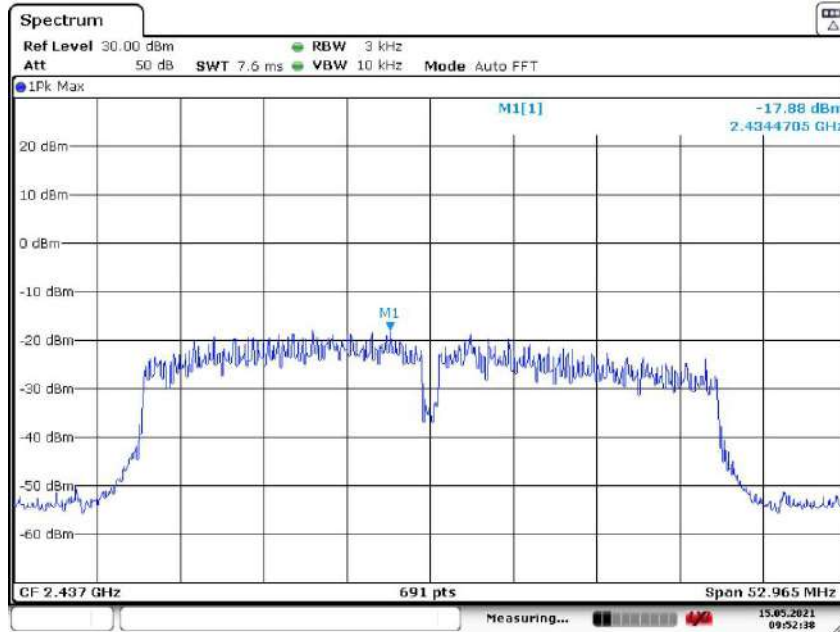
802.11ax(HE40) mode with MCS9 data rate

Channel 3: 2.422GHz:

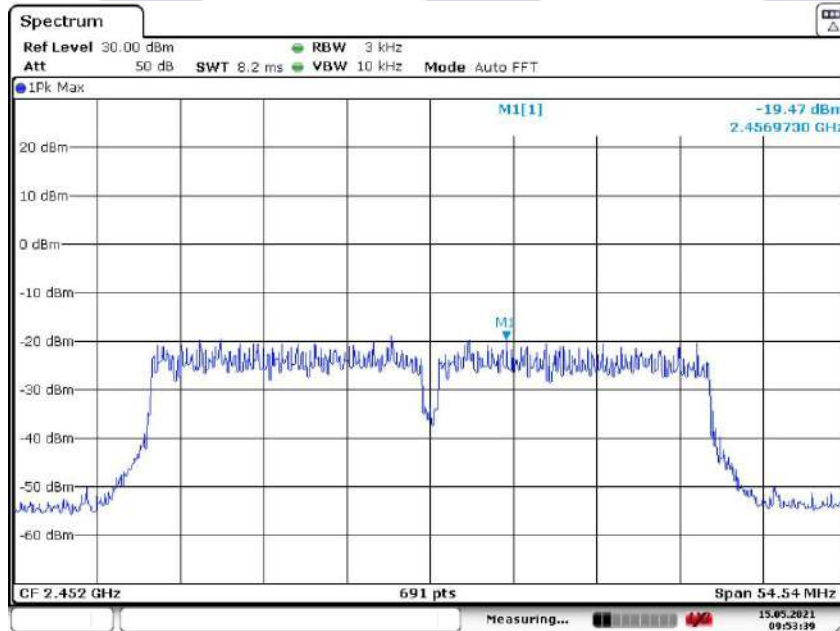


Date: 15.MAY.2021 09:51:41

Channel 6: 2.437GHz:



Channel 9: 2.452GHz:



## 7.8 Band Edges Requirement

Test Requirement: FCC Part 15 C section 15.247

(d) In any 100 kHz bandwidth outside the frequency band in which the spread spectrum or digitally modulated intentional radiator is operating. The radio frequency power that is produced by the intentional radiator shall be at least 20 dB below that in the 100 kHz bandwidth within the band that contains the highest level of the desired power. Based on either an RF conducted or a radiated measurement. Provided the transmitter demonstrates compliance with the peak conducted power limits.

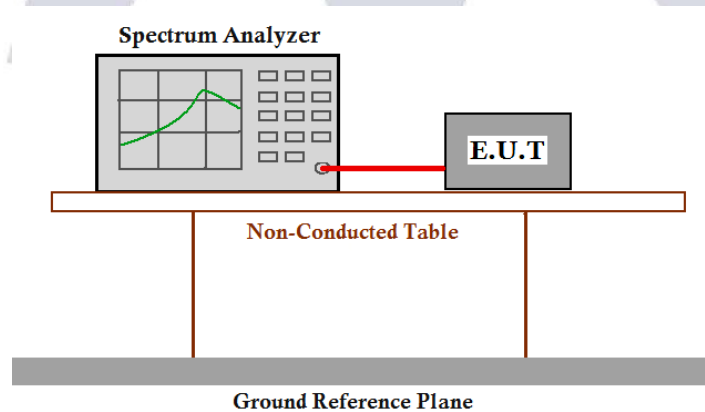
Frequency Band: 2400 MHz to 2483.5 MHz

Test Method: FCC/KDB-558074 D01 v03r01 Clause 13.3.1

Test Status: Pre-Scan has been conducted to determine the worst-case mode from all possible combinations between available modulations, data rates and antenna ports (if EUT with antenna diversity architecture). Following channel(s) was (were) selected for the final test as listed below.

Pre-test the EUT under 2 modes: power-supplied by using the AC adapter and power-supplied by using internal battery. After pre-testing, we found the worst case is the test mode of EUT power-supplied by using internal battery.

Test Configuration:



### Test Procedure:

1. Remove the antenna from the EUT and then connect a low RF cable from the antenna port to the spectrum analyzer or power meter.
2. Set instrument center frequency to the frequency of the emission to be measured (must be within 2MHz of the authorized band edge).
3. Set span to 2MHz,
4. RBW=100kHz,
5. VBW $\geq$ 3 $\times$ RBW
6. Detector=peak

7. Sweep time =auto,
8. Trace mode=max hold.
9. Allow sweep to continue until the trace stabilizes(required measurement time may increase for low duty cycle applications)
10. Compute the power by integrating the spectrum over 1MHz using the analyzer's band power measurement function with band limits set equal to the emission frequency( $f_{\text{emission}} \pm 0.5\text{MHz}$ ).If the instrument does not have a band power function,the sum the amplitude levels(in power units) at 100kHz intervals extending across the 1MHz spectrum defined by  $f_{\text{emission}} \pm 0.5\text{MHz}$ .



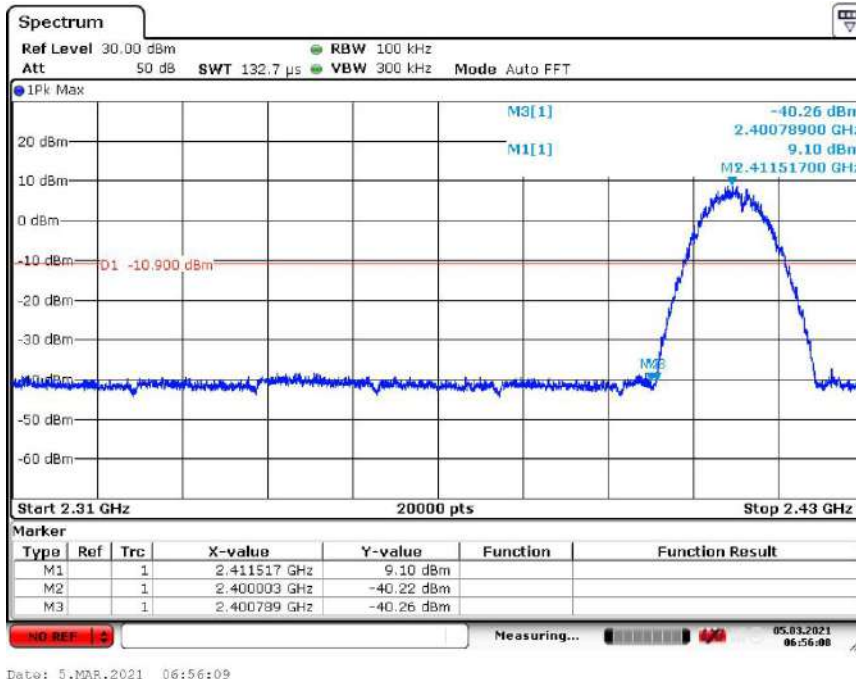
**Test result with plots as follows:**

Compare with the output power of the lowest frequency, the Lower Edges attenuated more than 20dB

Compare with the output power of the highest frequency, the Upper Edges attenuated more than 20dB.

**802.11b mode with 1Mbps data rate**

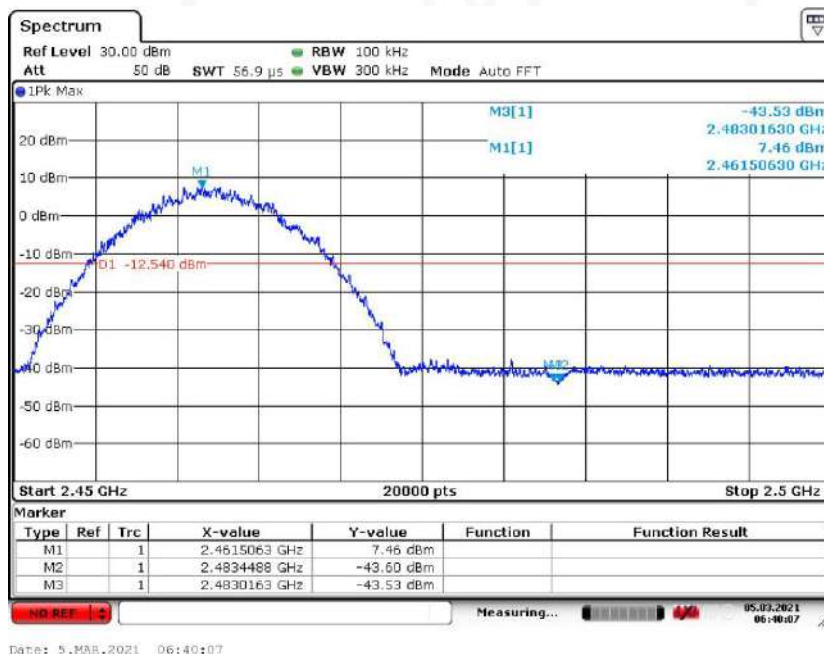
Channel1: 2.412 GHz



Date: 5.MAR.2021 06:56:09

**802.11b mode with 1Mbps data rate**

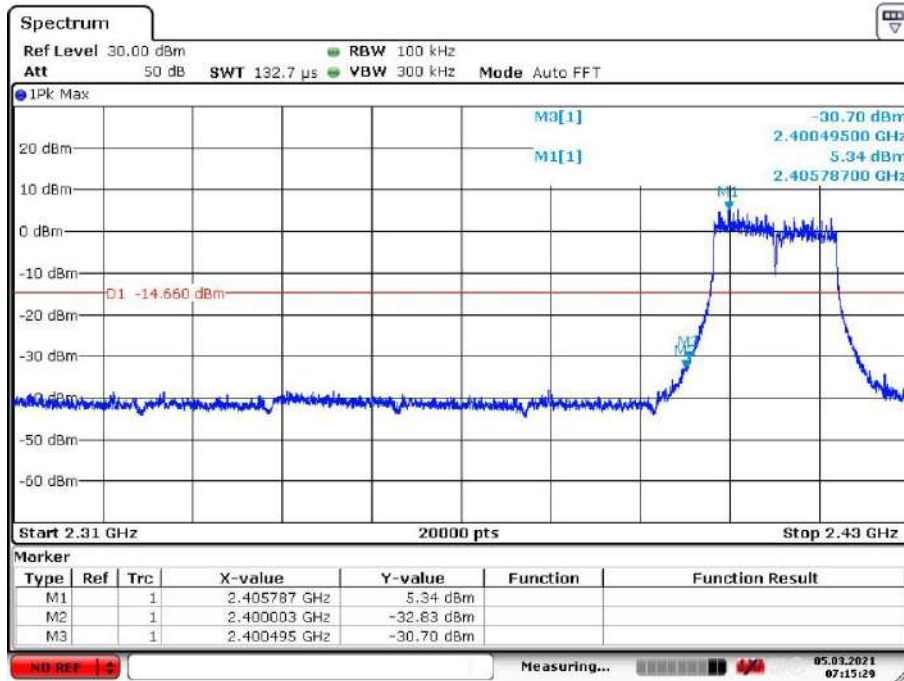
Channel11: 2.462 GHz



Date: 5.MAR.2021 06:40:07

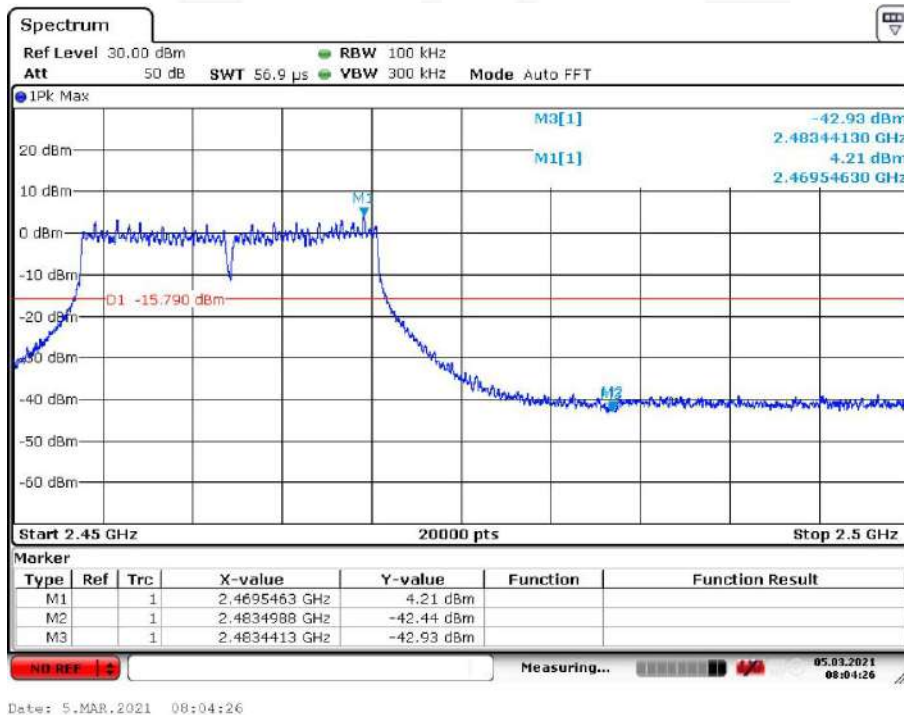
802.11g mode with 6 Mbps data rate

Channel1: 2.412 GHz



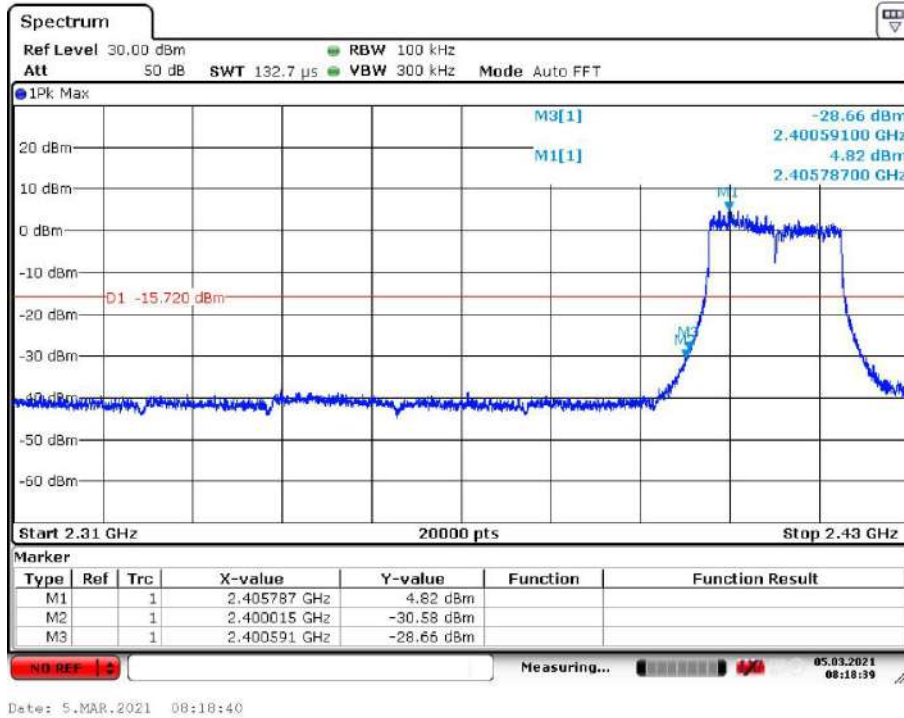
802.11g mode with 6 Mbps data rate

Channel1: 2.462 GHz



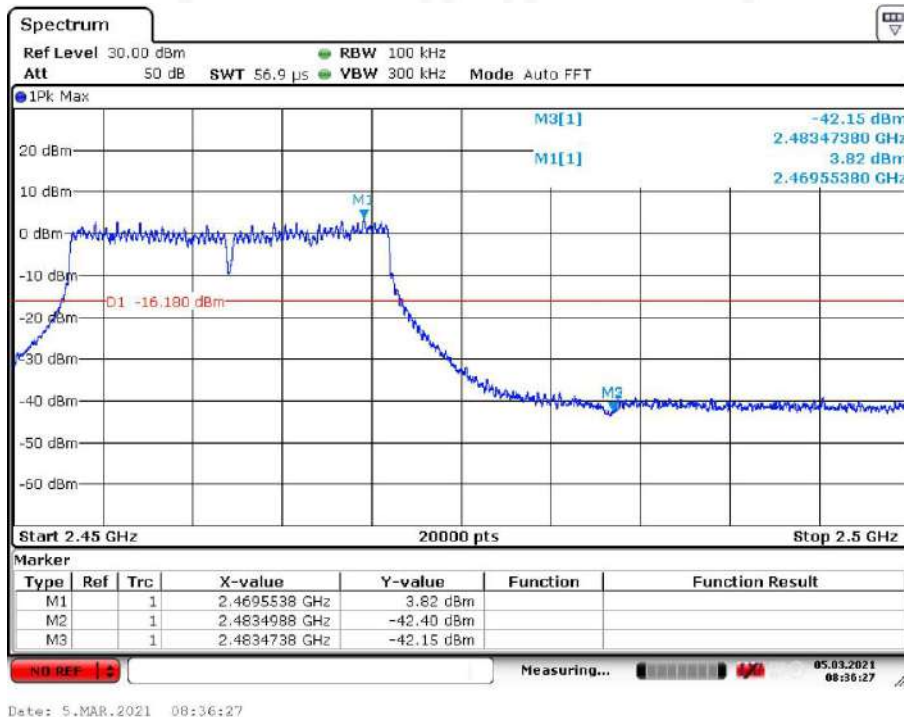
802.11n(HT20) mode with 7.2Mbps data rate

Channel1: 2.412 GHz



802.11n(HT20) mode with 7.2Mbps data rate

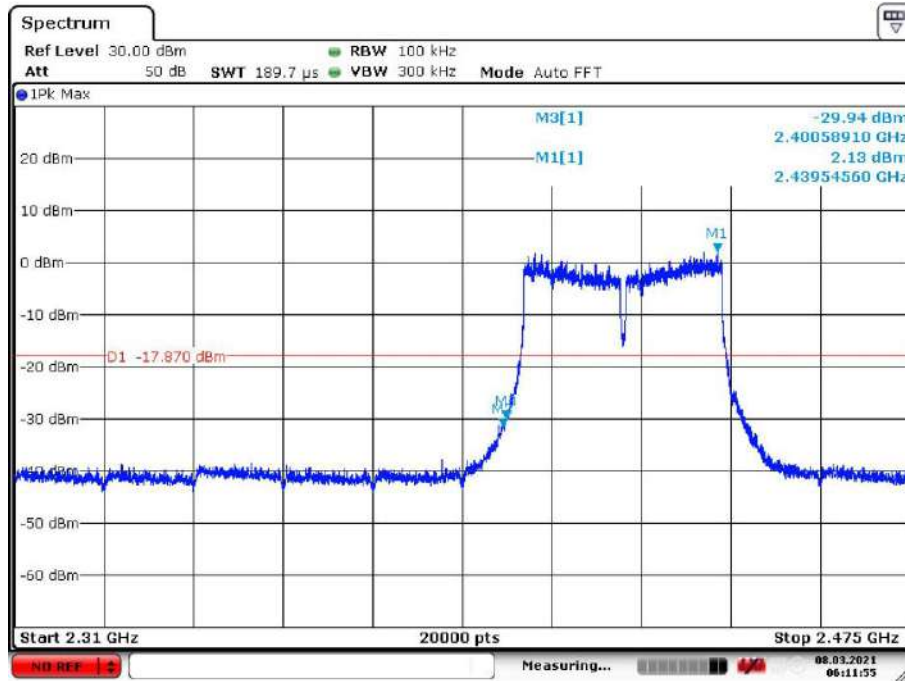
Channel1: 2.462 GHz





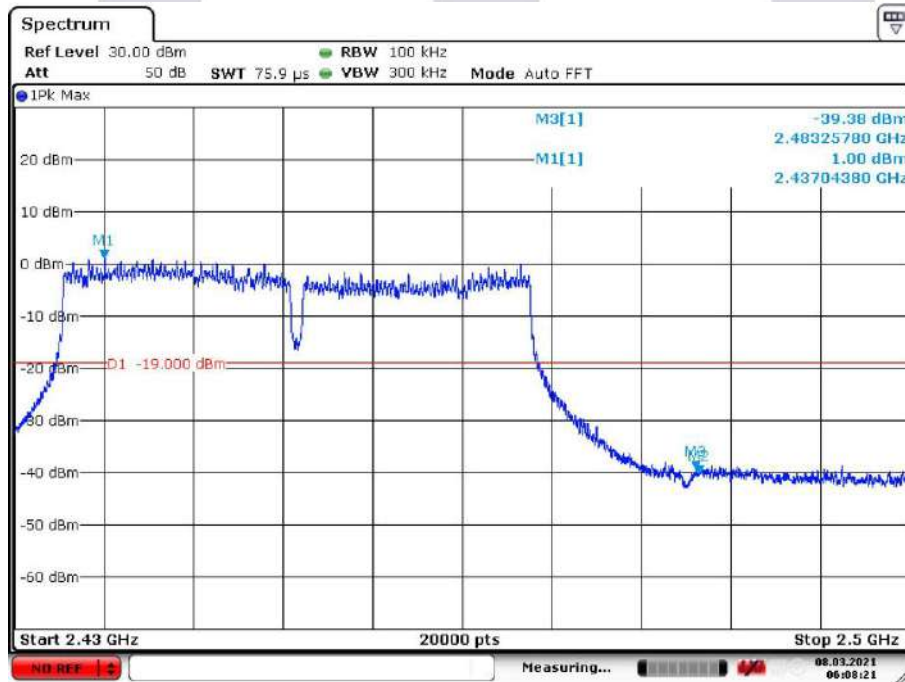
802.11n(HT40) mode with 15Mbps data rate

Channel 3: 2.422 GHz



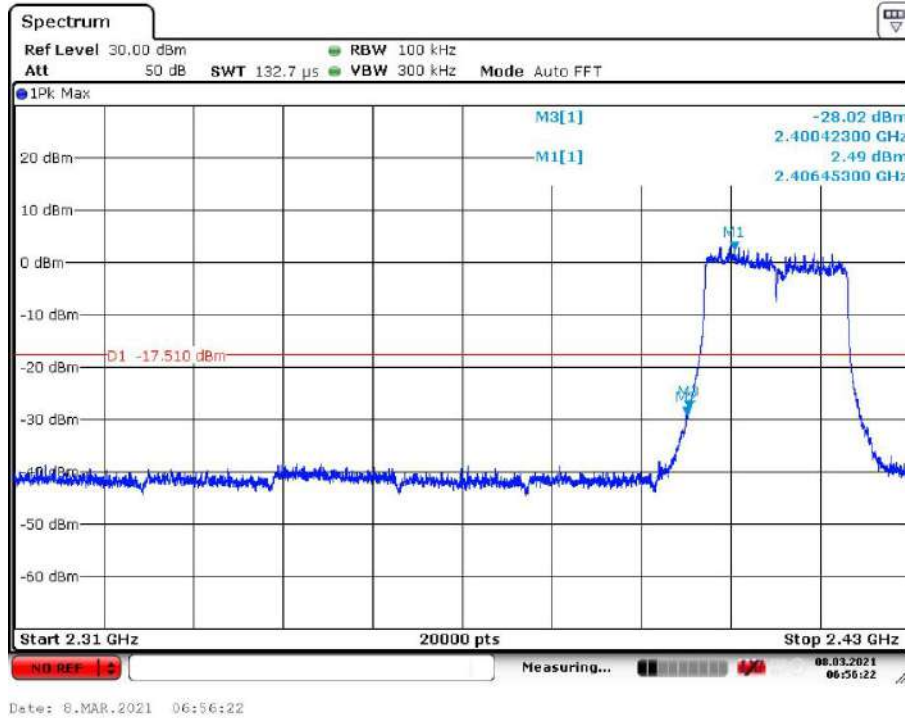
802.11n(HT40) mode with 15Mbps data rate

Channel 9: 2.452 GHz



802.11ax(HE20) mode with MCS7 data rate

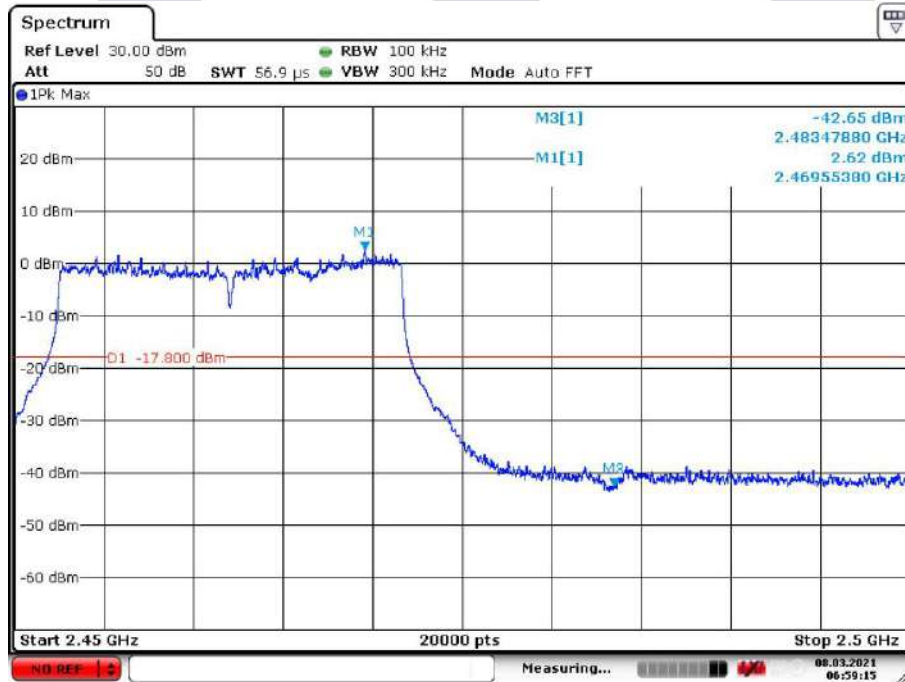
Channel1: 2.412 GHz



Date: 8.MAR.2021 06:56:22

802.11ax(HE20) mode with MCS7 data rate

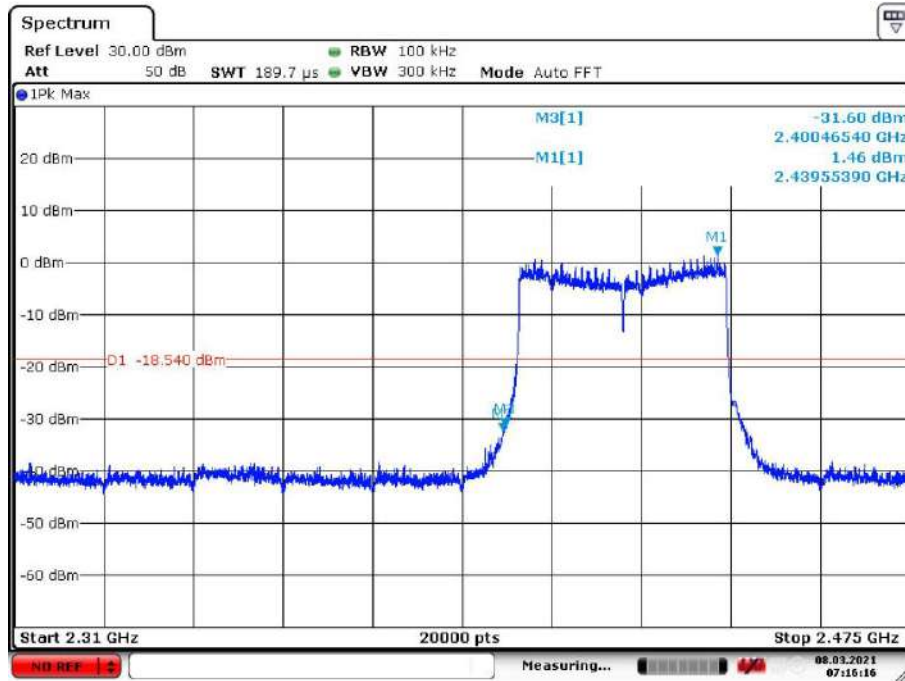
Channel1: 2.462 GHz



Date: 8.MAR.2021 06:59:15

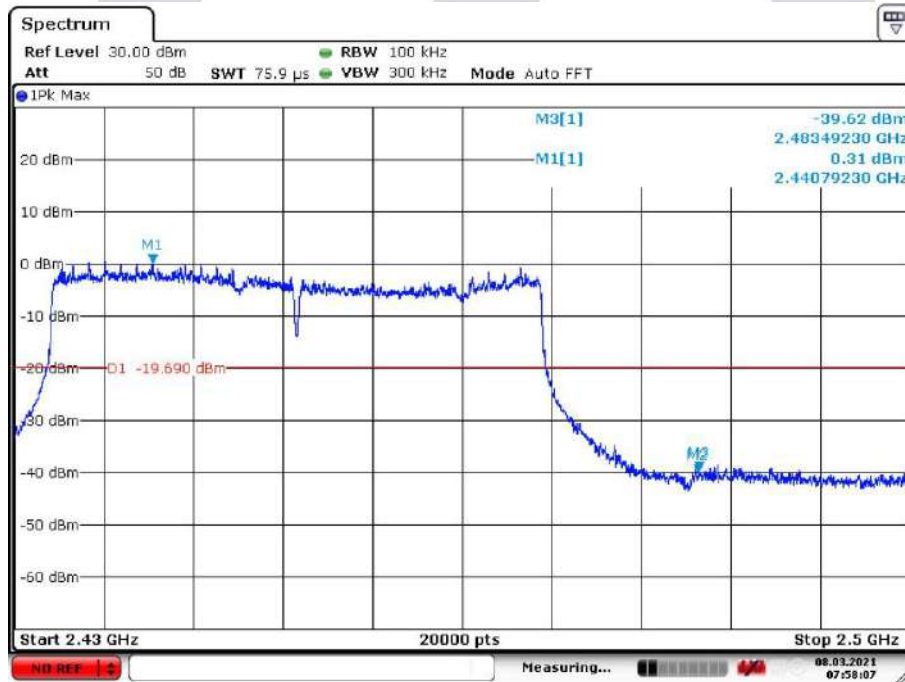
802.11ax(HE40) mode with MCS9 data rate

Channel 3: 2.422 GHz



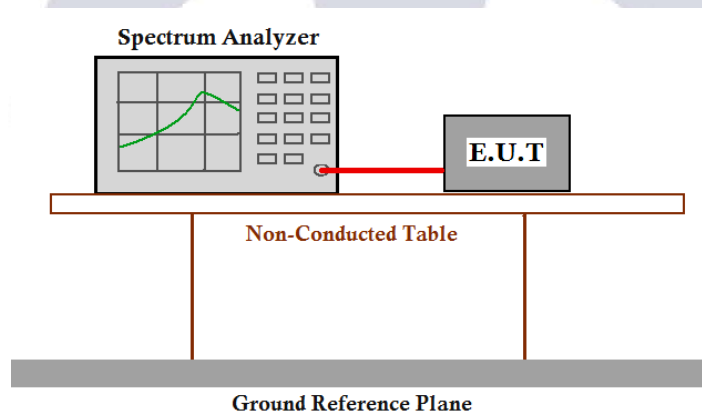
802.11ax(HE40) mode with MCS9 data rate

Channel 9: 2.452 GHz



## 7.9 Conducted Spurious Emissions

|                     |   |
|---------------------|---|
| Test Requirement:   | FCC Part 15 C section 15.247<br><br>(d) In any 100 kHz bandwidth outside the frequency band in which the spread spectrum or digitally modulated intentional radiator is operating, the radio frequency power that is produced by the intentional radiator shall be at least 20 dB below that in the 100 kHz bandwidth within the band that contains the highest level of the desired power. Based on either an RF conducted or a radiated measurement. Provided the transmitter demonstrates compliance with the peak conducted power limits. |
| Test Method:        | ANSI C63.10: Clause 6.7   |
| Test Status:        | Pre-Scan has been conducted to determine the worst-case mode from all possible combinations between available modulations, data rates and antenna ports (if EUT with antenna diversity architecture). Following channel(s) was (were) selected for the final test as listed below.<br><br>Pre-test the EUT under 2 modes: power-supplied by using the AC adapter and power-supplied by using internal battery. After pre-testing, we found the worst case is the test mode of EUT power-supplied by using internal battery.                   |
| Test Configuration: |   |



### Test Procedure:

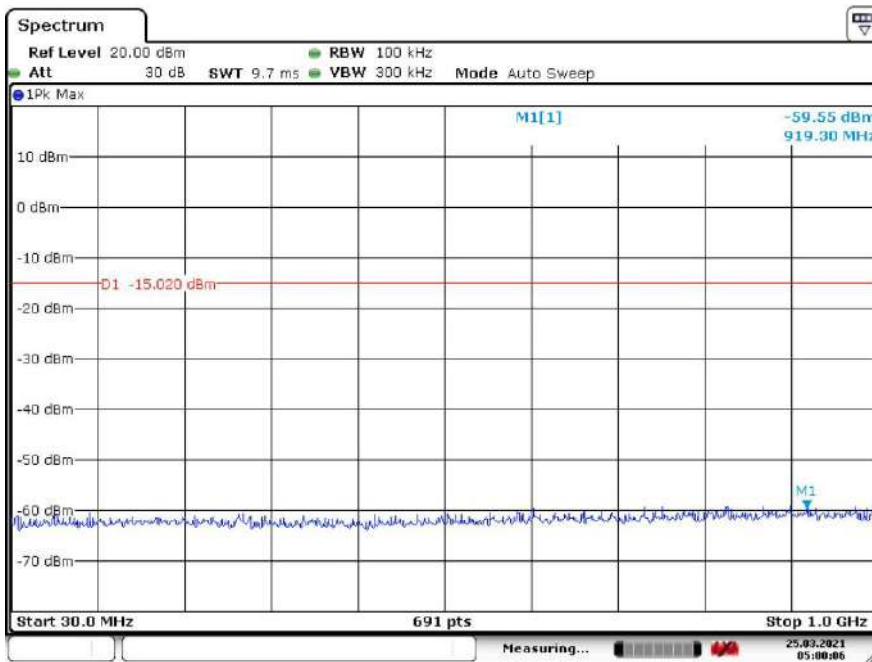
1. Remove the antenna from the EUT and then connect a low RF cable from the antenna port to the spectrum analyzer or power meter.
2. Set the spectrum analyzer: RBW=100 KHz, VBW = 300KHz. Sweep = auto; Detector Function = Peak. Trace = Max Hold, Scan up through 10th harmonic.
3. Measure the Conducted Spurious Emissions of the test frequency with special test status.
4. Repeat until all the test status is investigated.
5. Report the worse case.

Result plot as follows:

802.11b mode with 1Mbps data rate

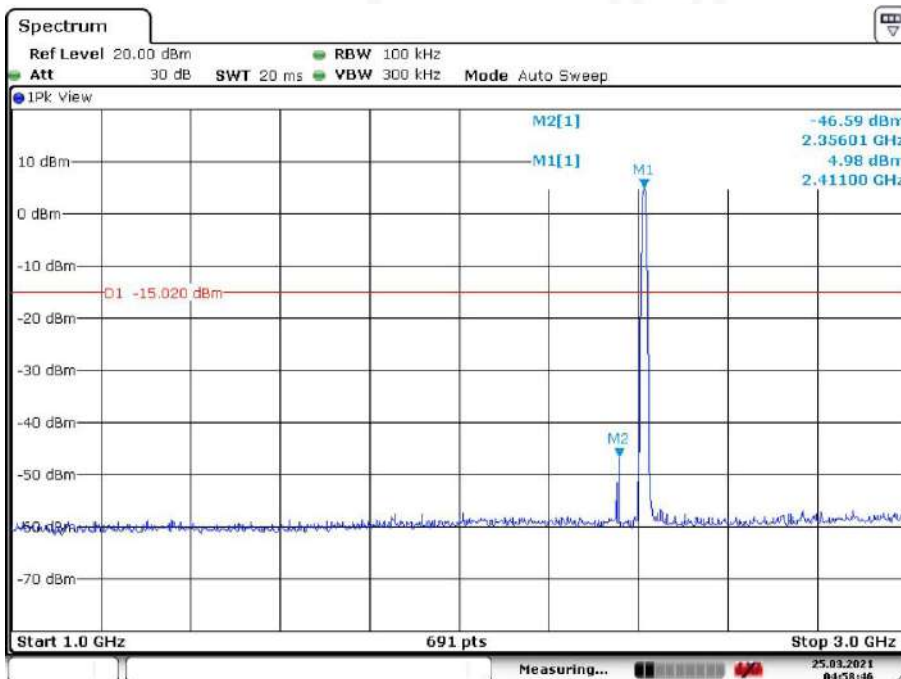
Channel 1: 2.412GHz:

30 MHz to 1 GHz



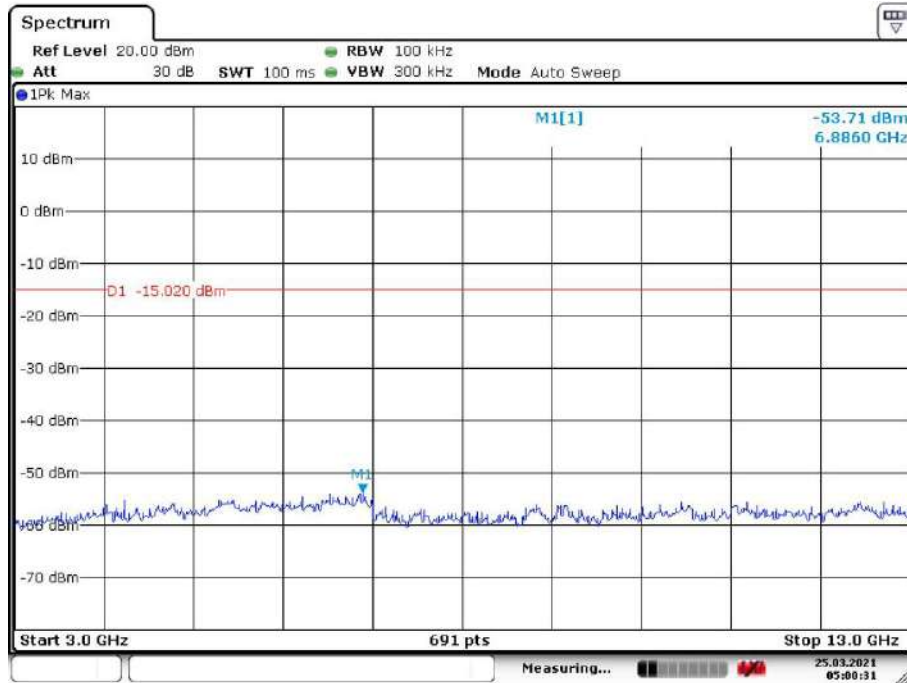
Date: 25.MAR.2021 05:00:06

1 G to 3 GHz



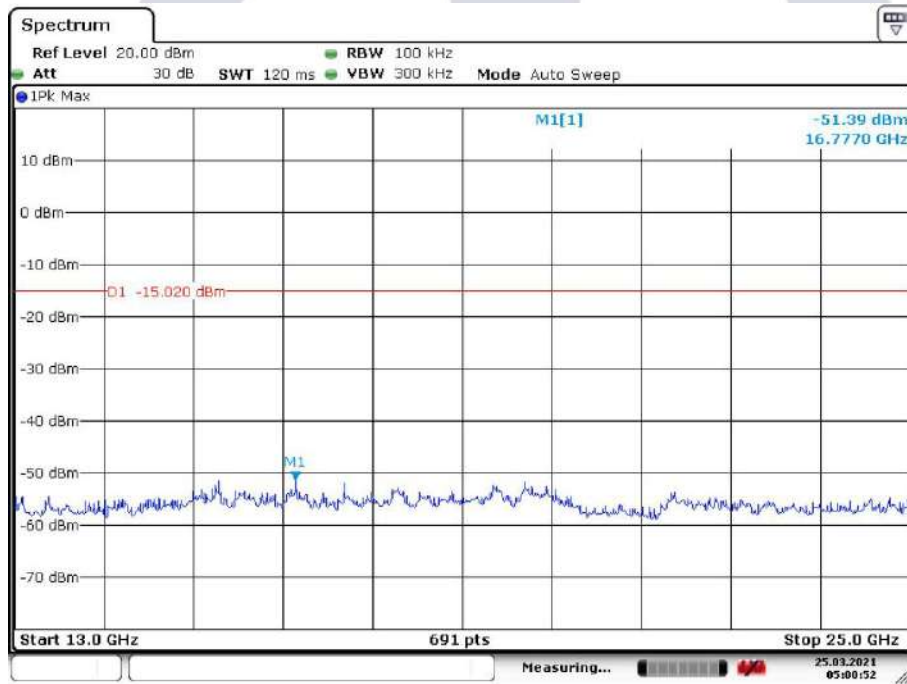
Date: 25.MAR.2021 04:58:47

3 G to 13 GHz



Date: 25.MAR.2021 05:00:30

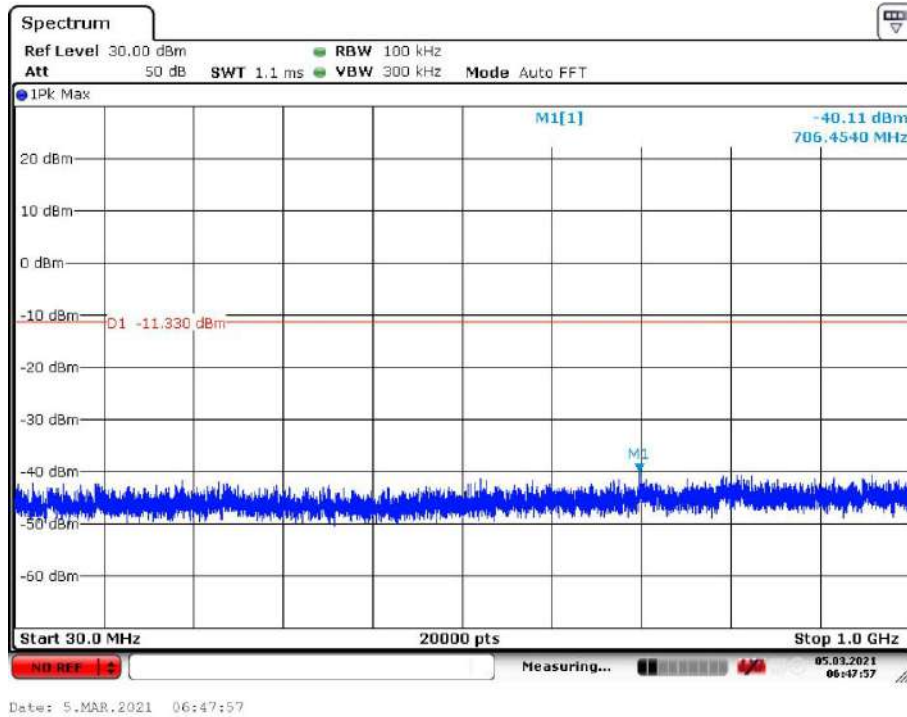
13 G to 25 GHz



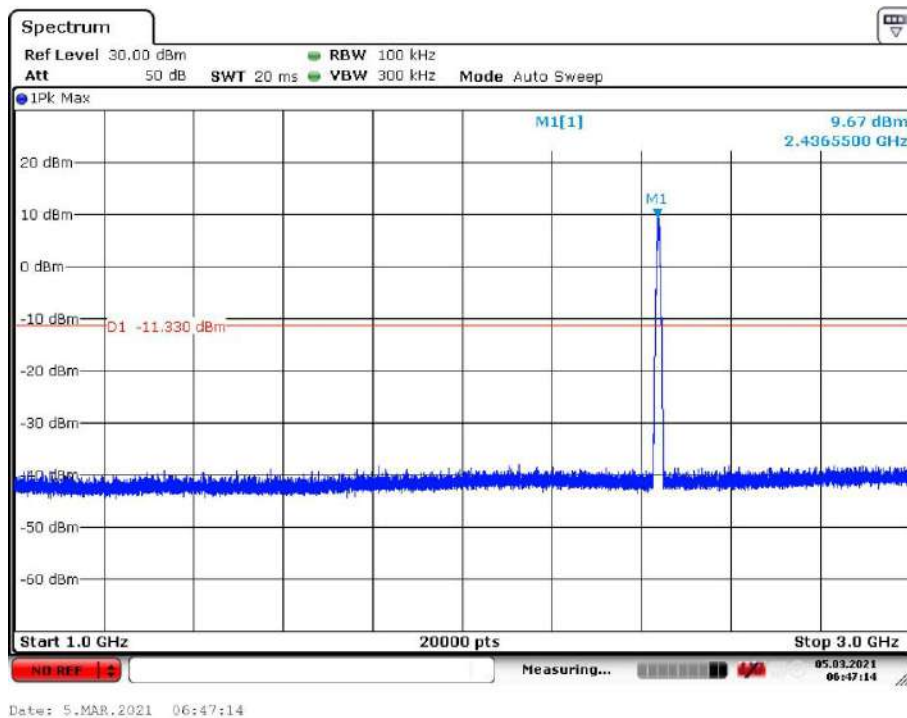
Date: 25.MAR.2021 05:00:51

Channel 6: 2.437GHz:

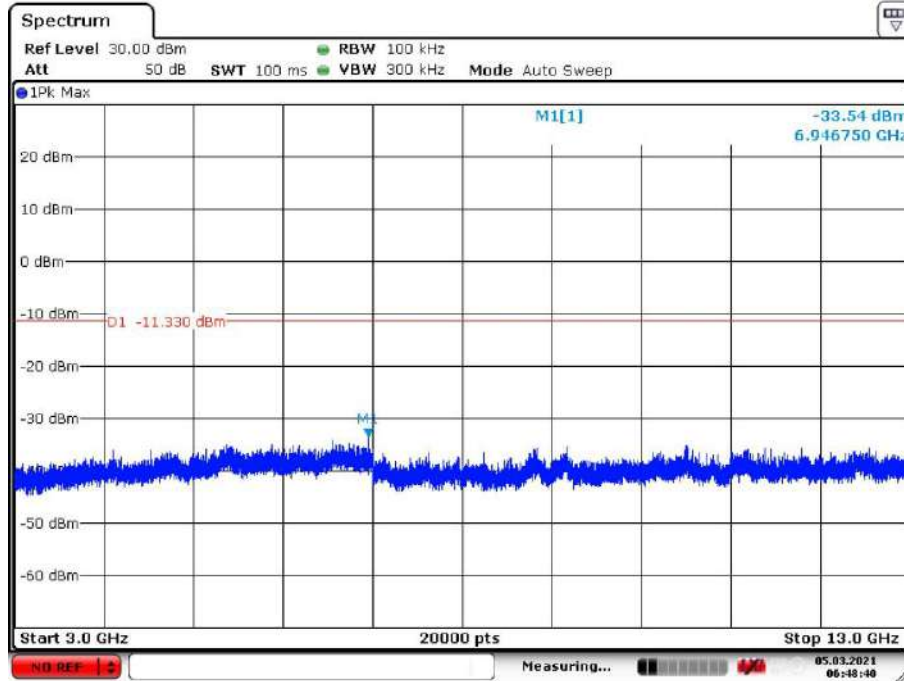
30 MHz to 1 GHz



1 G to 3 GHz

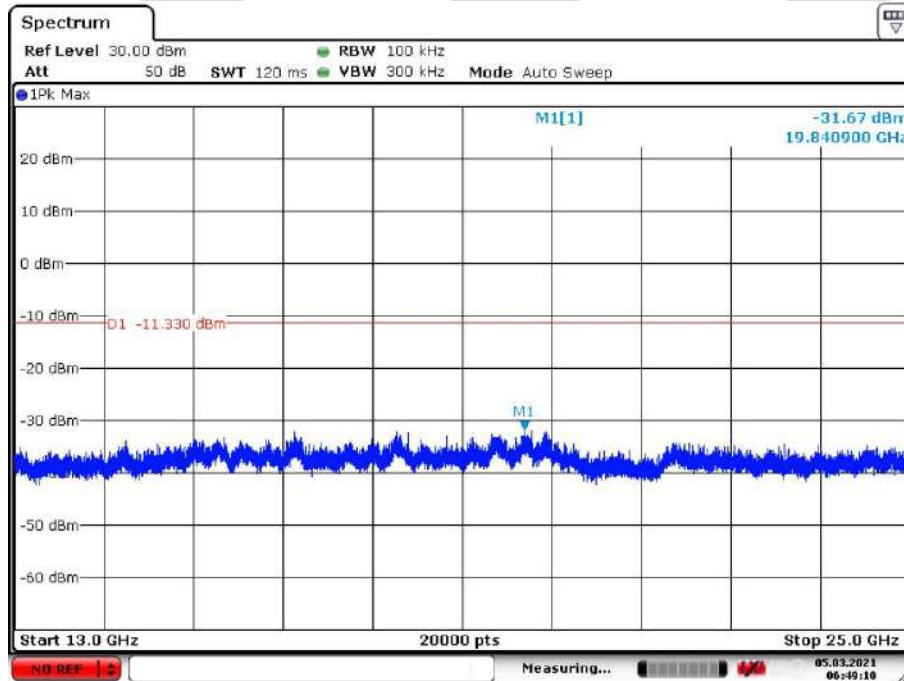


3 G to 13 GHz



Date: 5.MAR.2021 06:48:40

13 G to 25 GHz

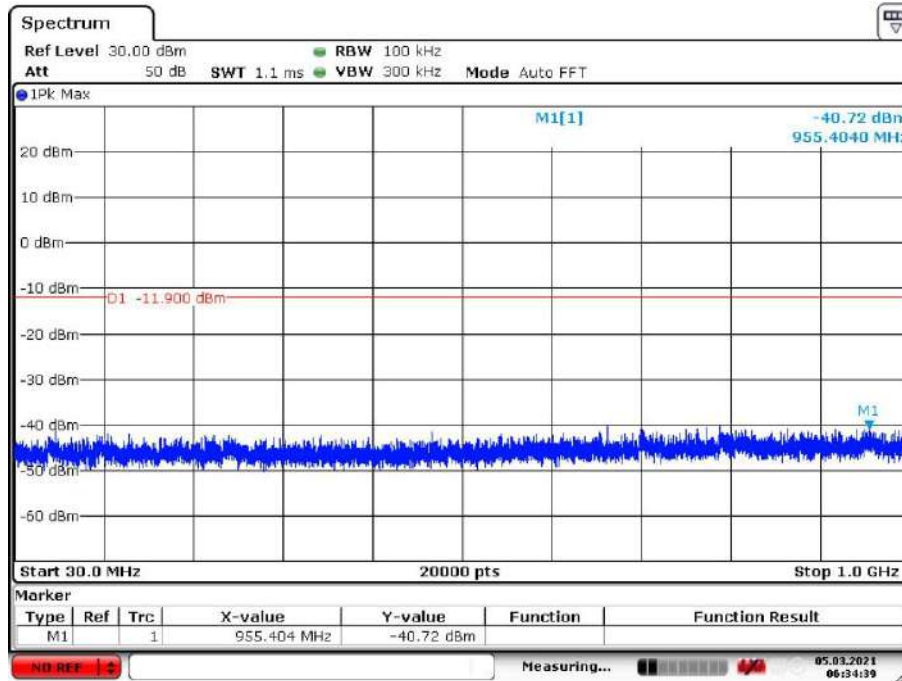


Date: 5.MAR.2021 06:49:10



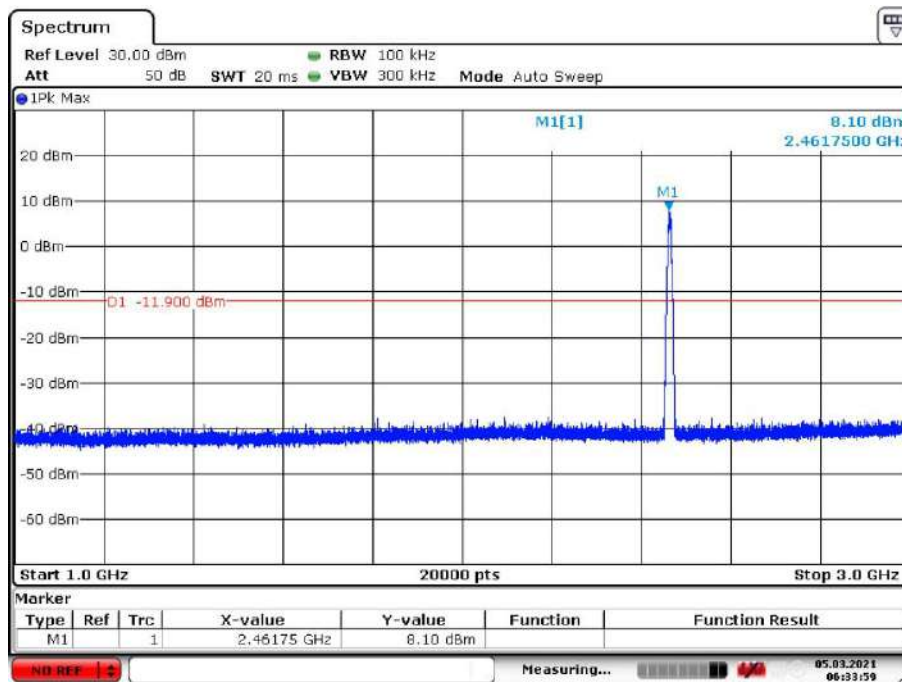
Channel 11:2.462 GHz

30 MHz to 1 GHz



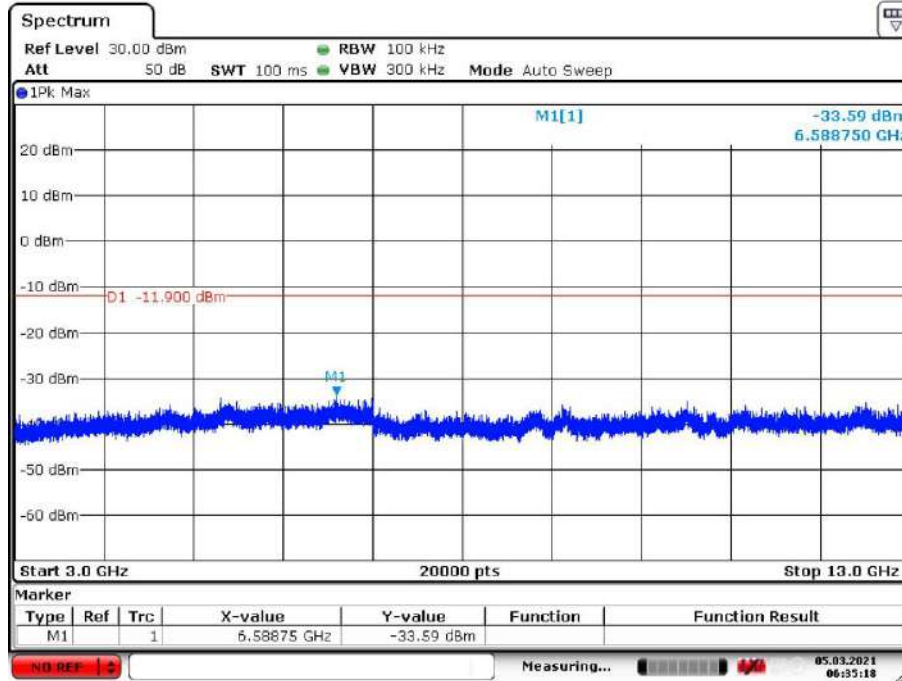
Date: 5.MAR.2021 06:34:39

1 G to 3 GHz



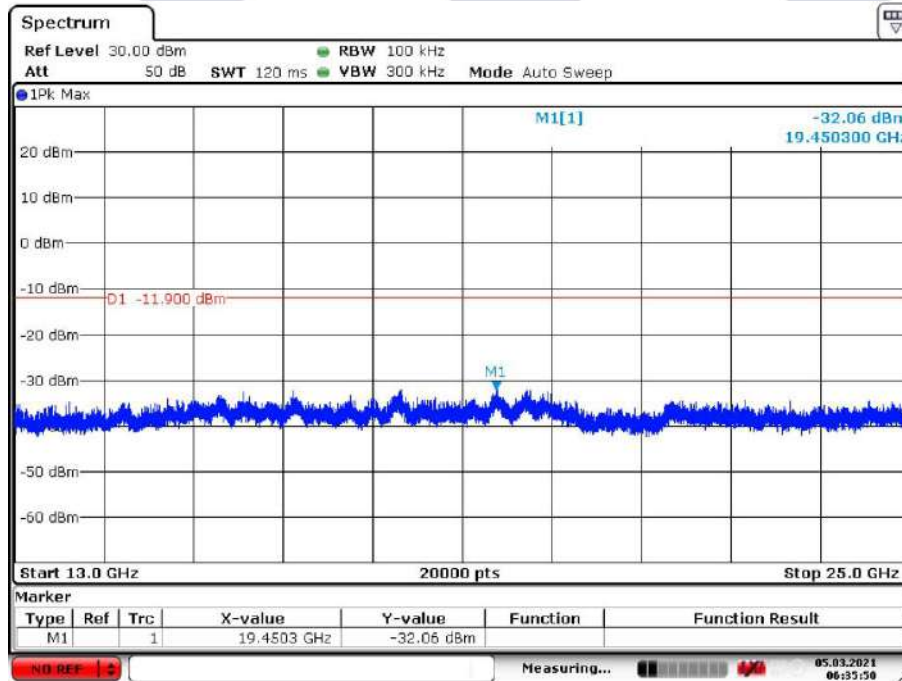
Date: 5.MAR.2021 06:34:00

3 G to 13 GHz



Date: 5.MAR.2021 06:35:18

13 G to 25 GHz

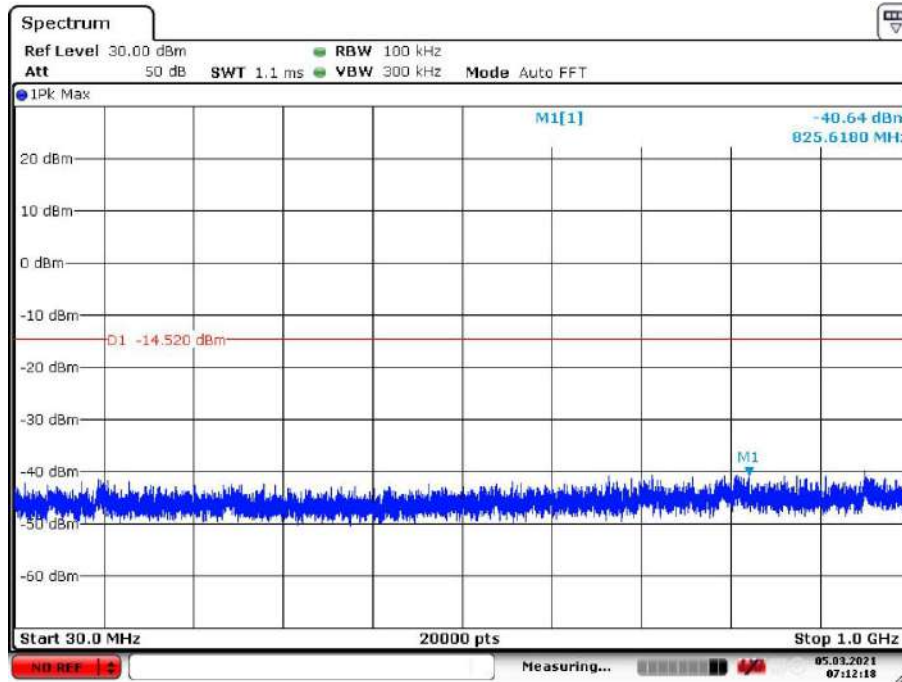


Date: 5.MAR.2021 06:35:50

802.11g mode with 6Mbps data rate

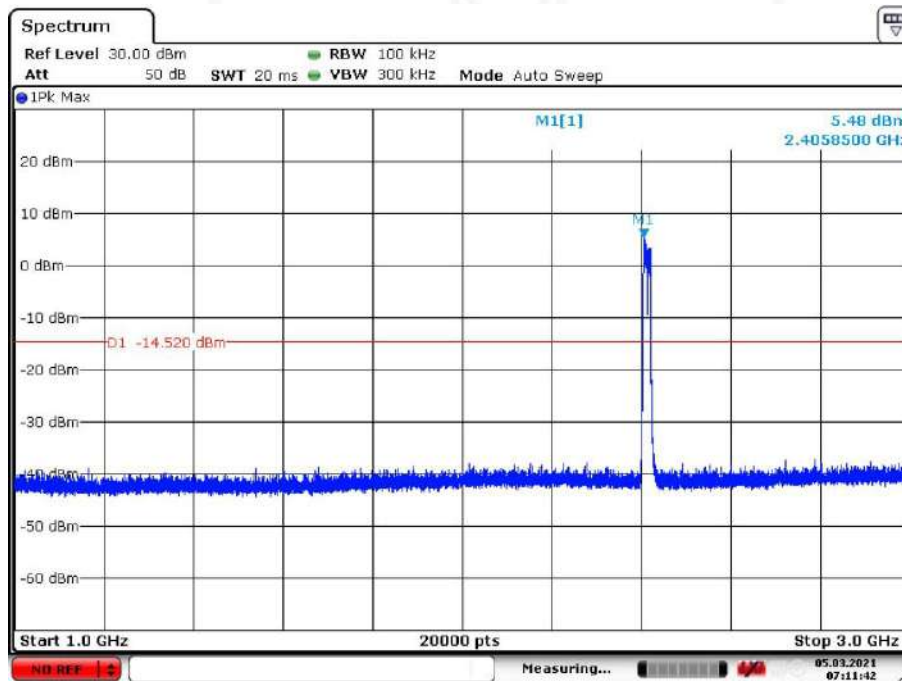
Channel 1: 2.412GHz:

30 MHz to 1 GHz



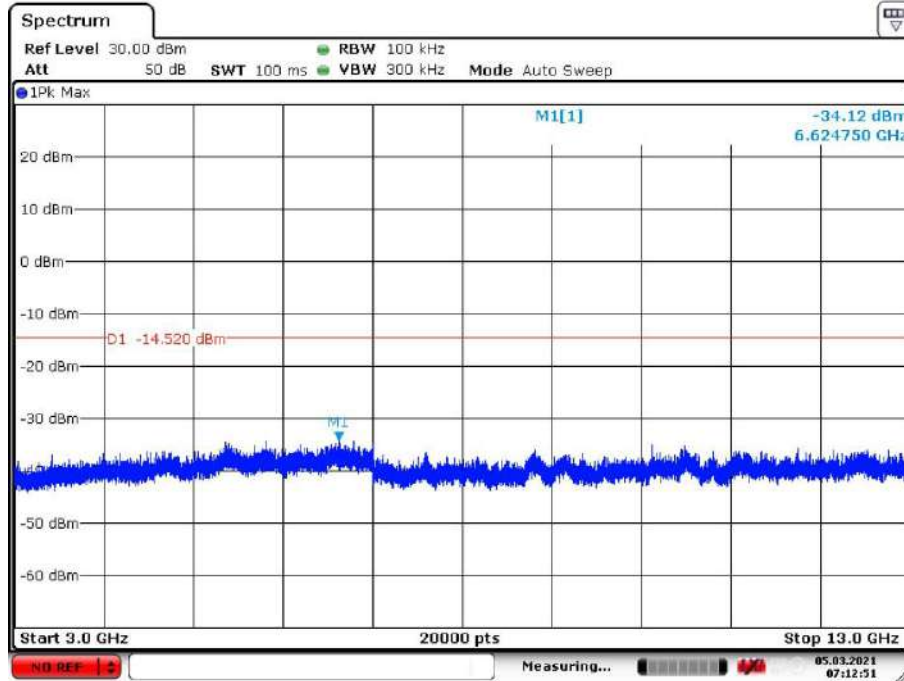
Date: 5.MAR.2021 07:12:19

1 G to 3 GHz



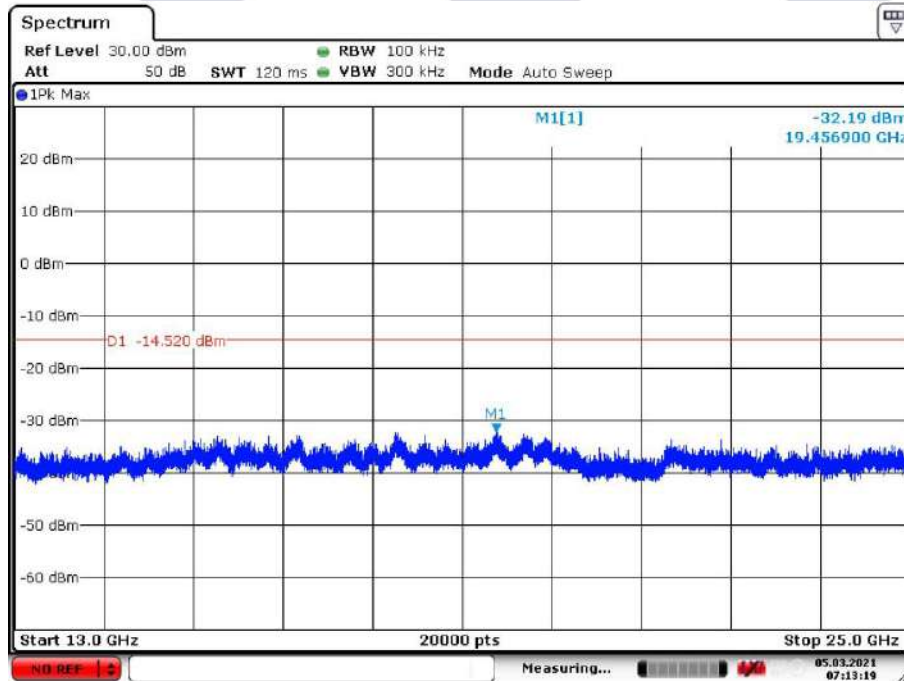
Date: 5.MAR.2021 07:11:42

3 G to 13 GHz



Date: 5.MAR.2021 07:12:51

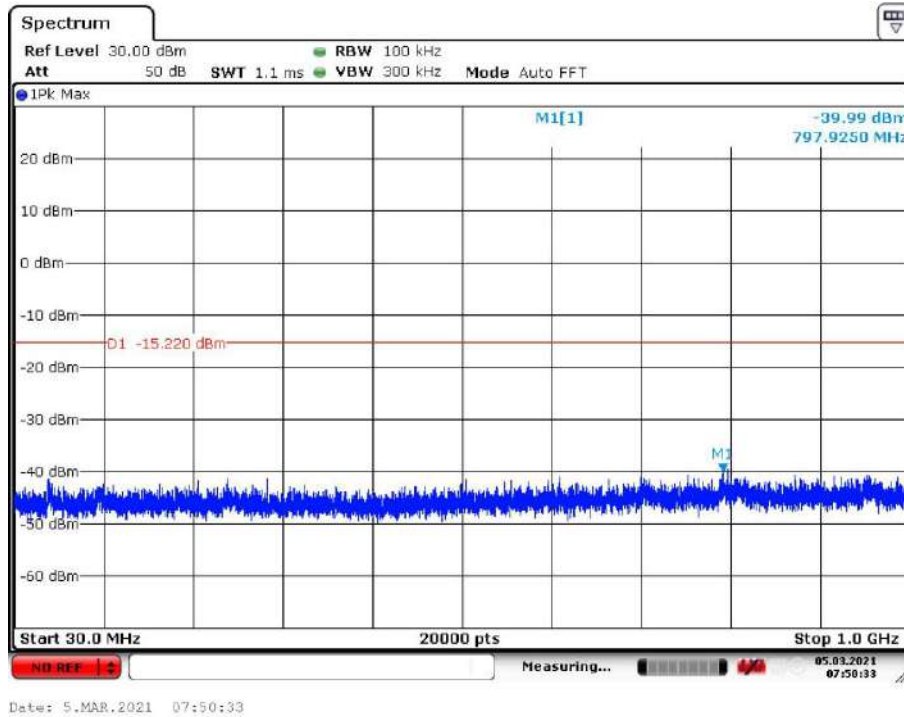
13 G to 25 GHz



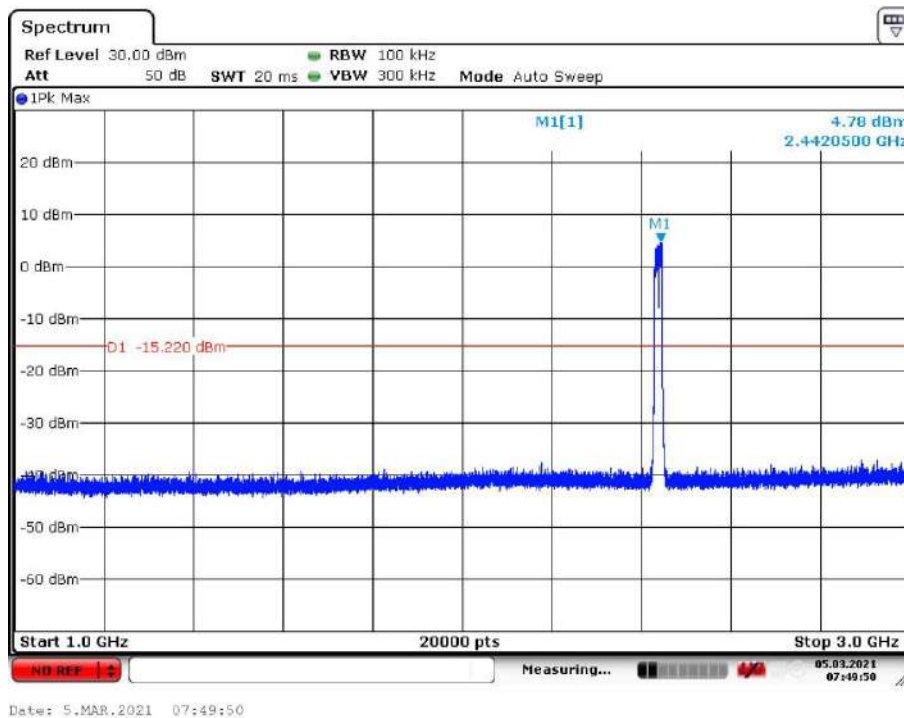
Date: 5.MAR.2021 07:13:20

Channel 6: 2.437GHz:

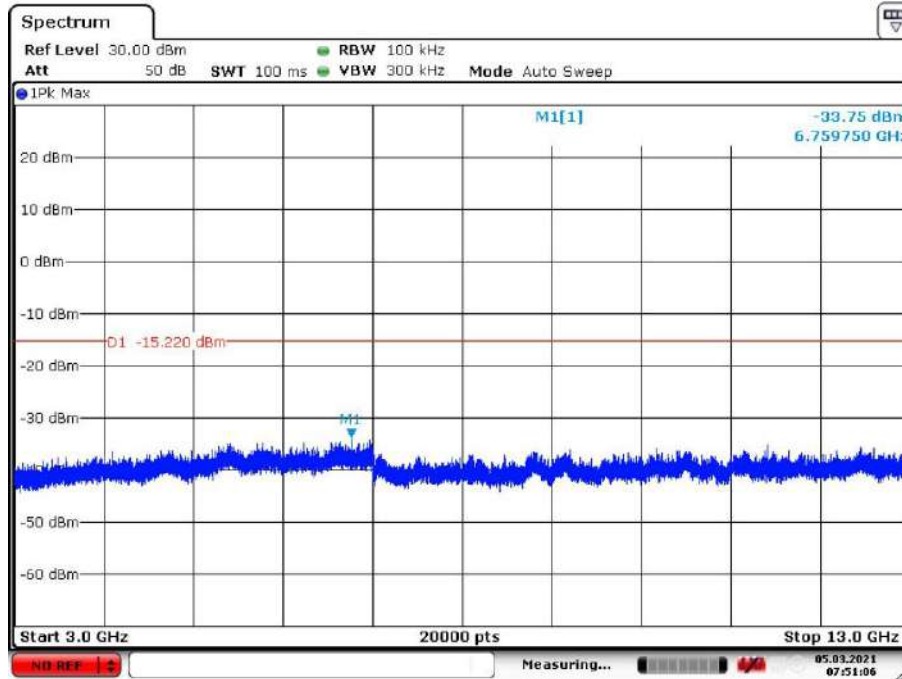
30 MHz to 1 GHz



1 G to 3 GHz

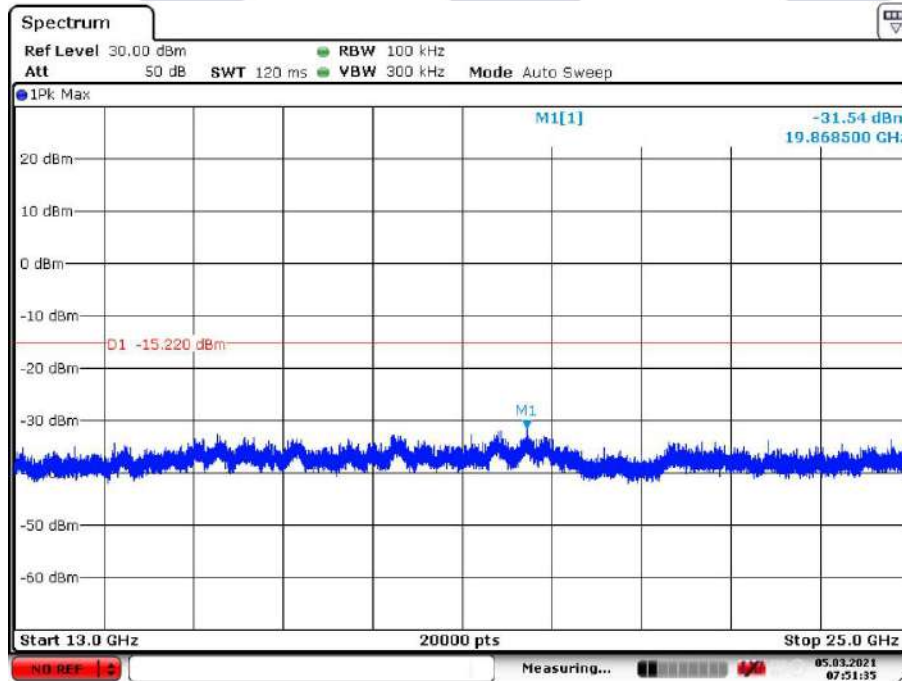


3 G to 13 GHz



Date: 5.MAR.2021 07:51:07

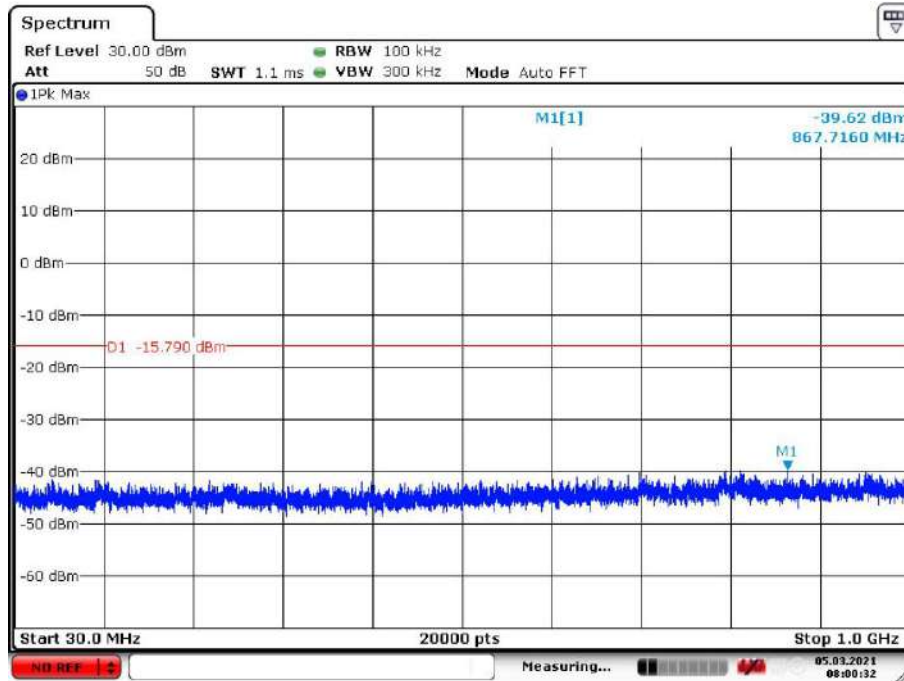
13 G to 25 GHz



Date: 5.MAR.2021 07:51:35

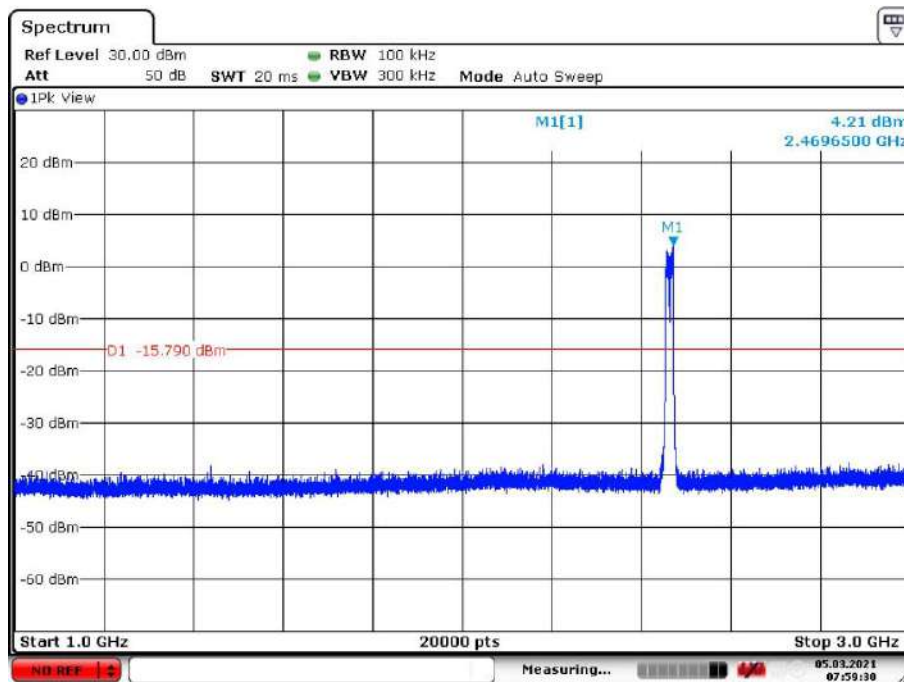
Channel 11:2.462 GHz

30 MHz to 1 GHz



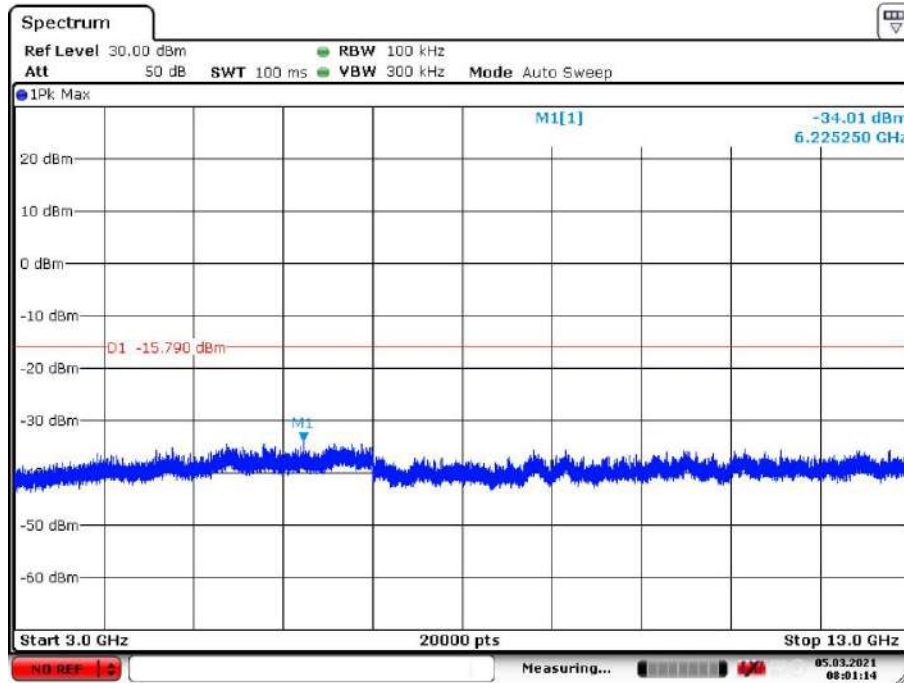
Date: 5.MAR.2021 08:00:32

1 G to 3 GHz

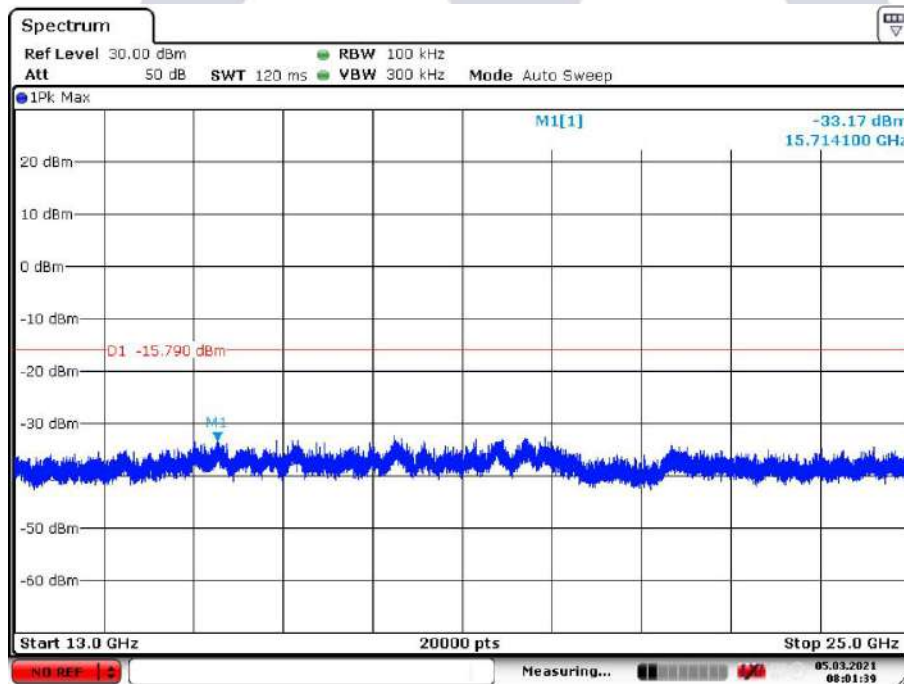


Date: 5.MAR.2021 07:59:31

3 G to 13 GHz



13 G to 25 GHz

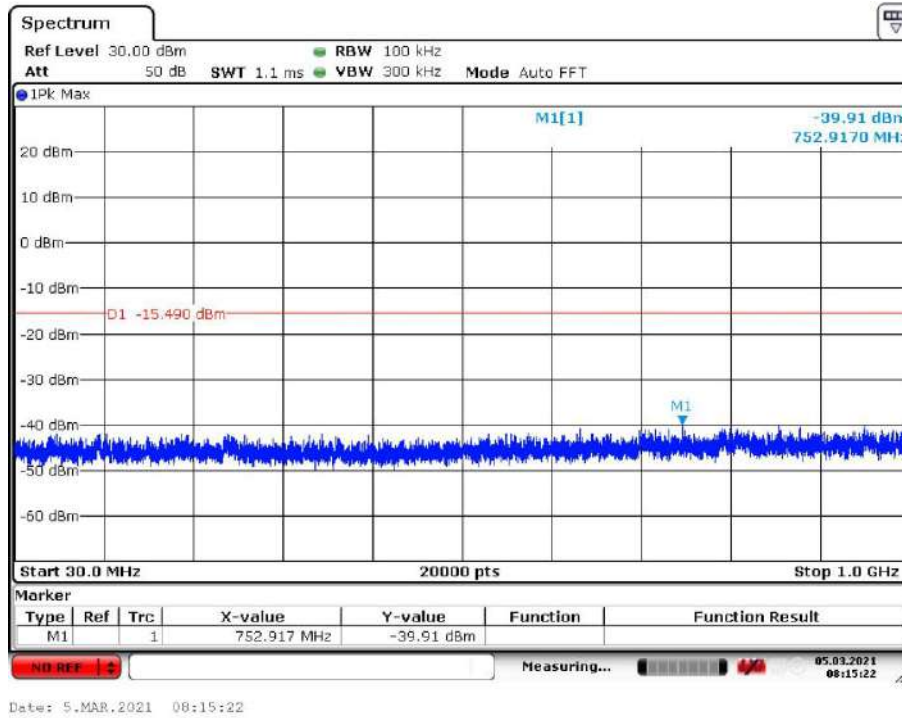




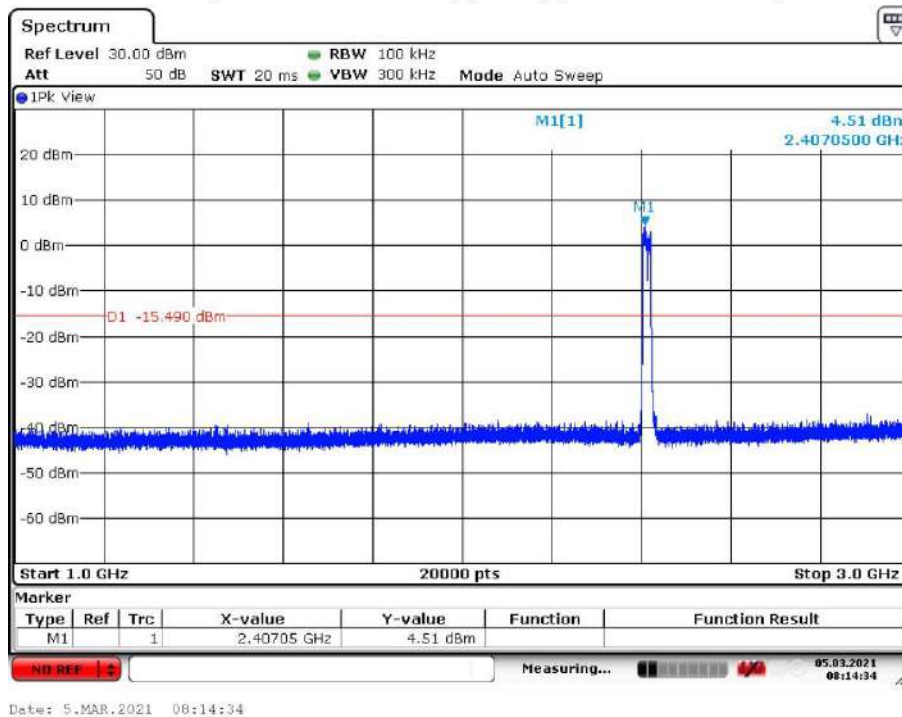
802.11n(HT20) mode with 7.2Mbps data rate

Channel 1: 2.412GHz:

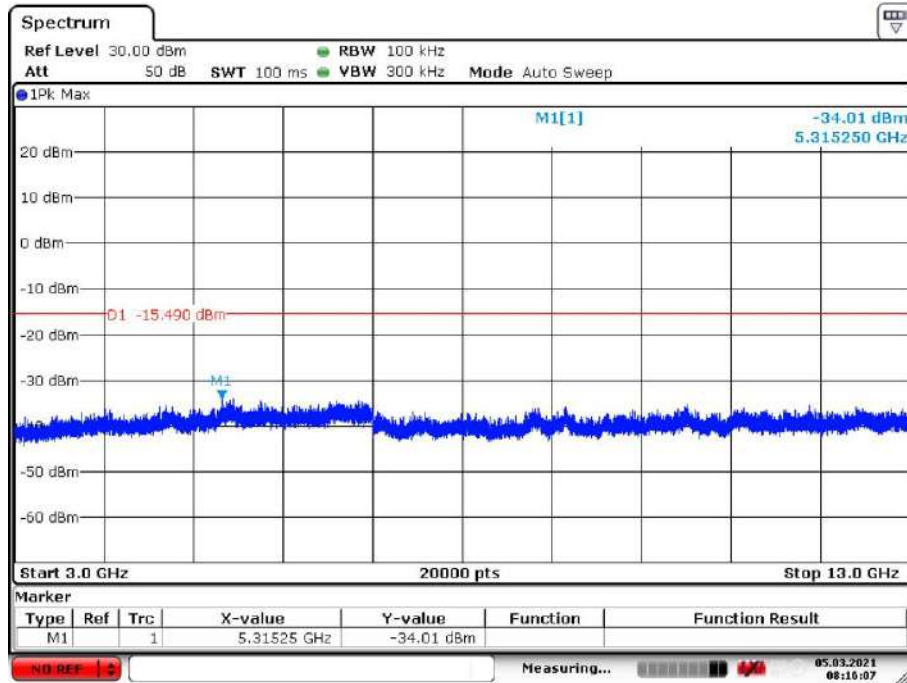
30 MHz to 1 GHz



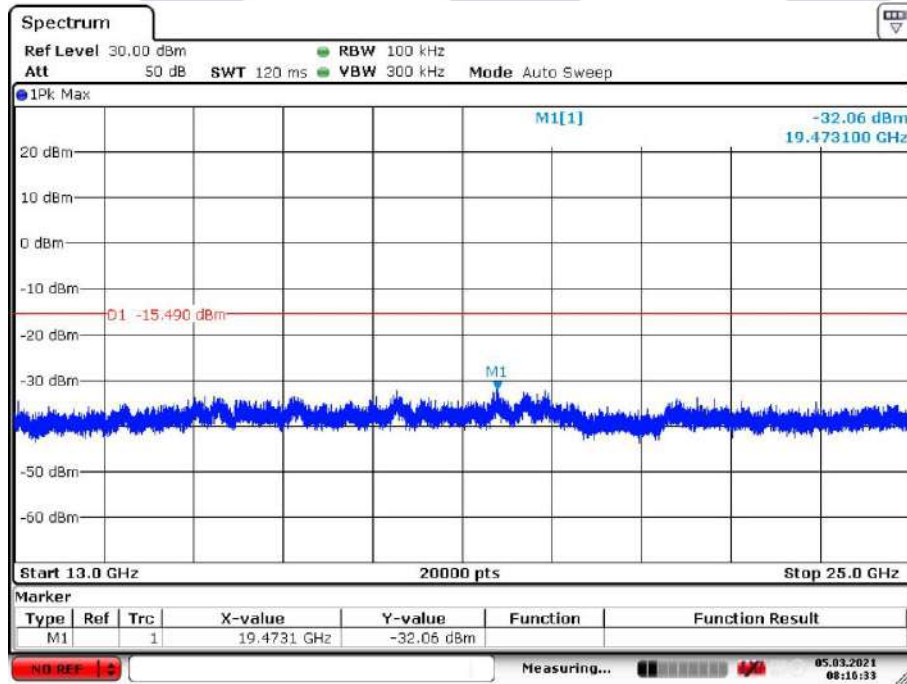
1 G to 3 GHz



3 G to 13 GHz

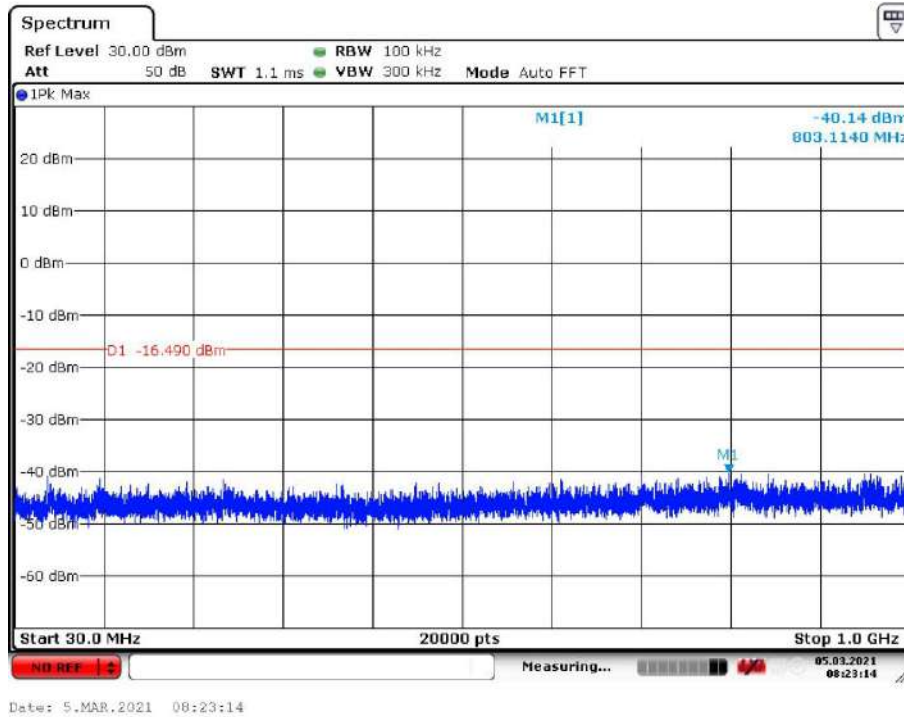


13 G to 25 GHz

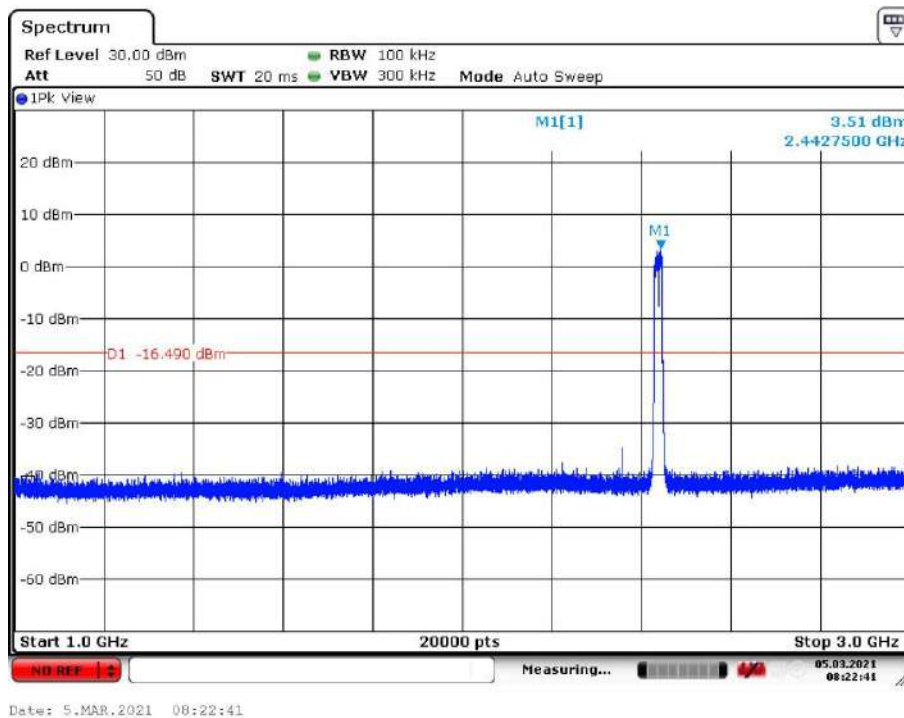


Channel 6: 2.437GHz:

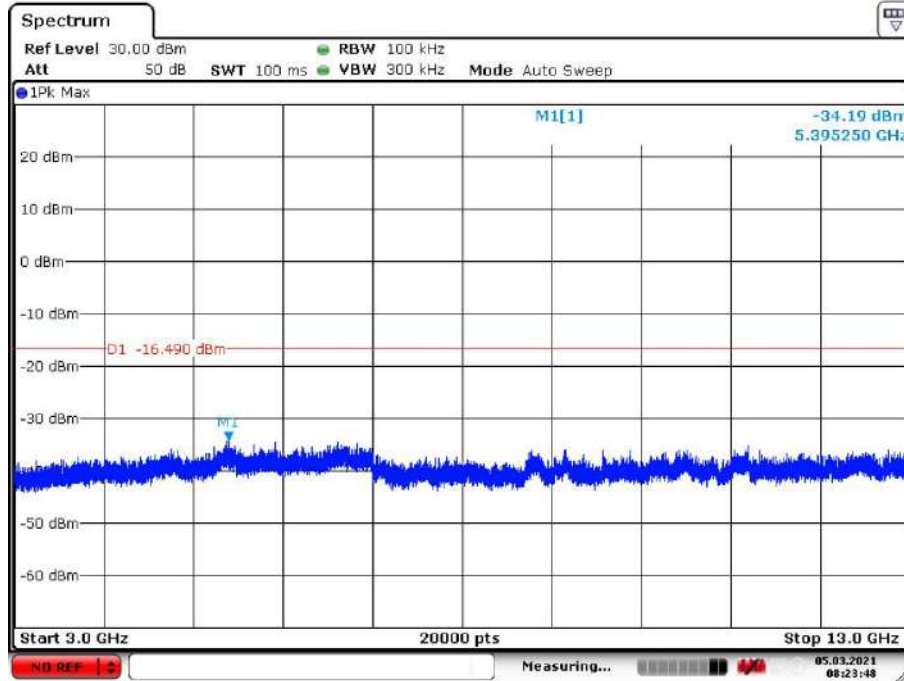
30 MHz to 1 GHz



1 G to 3 GHz

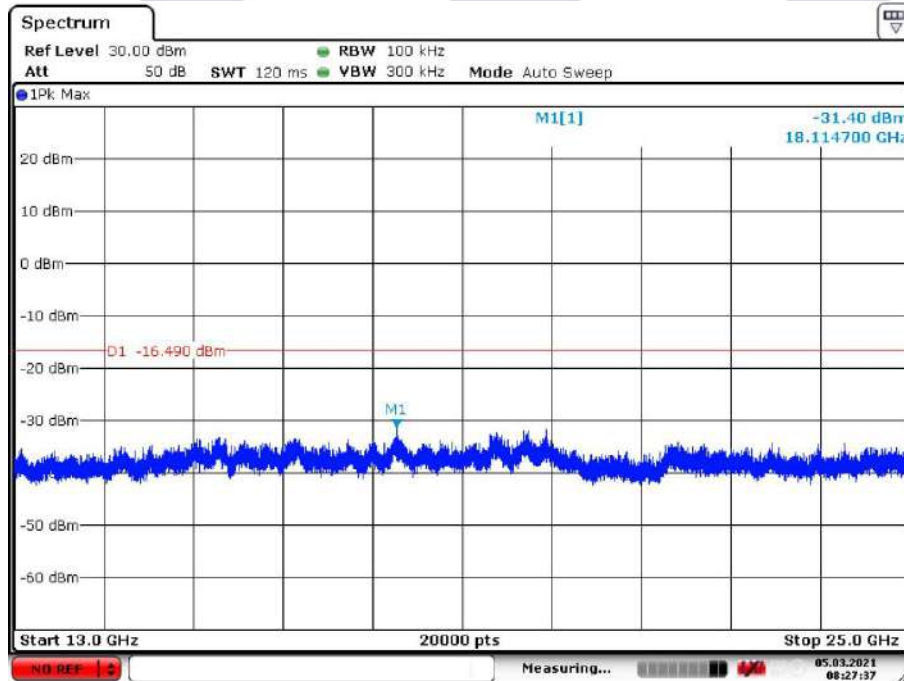


3 G to 13 GHz



Date: 5.MAR.2021 08:23:48

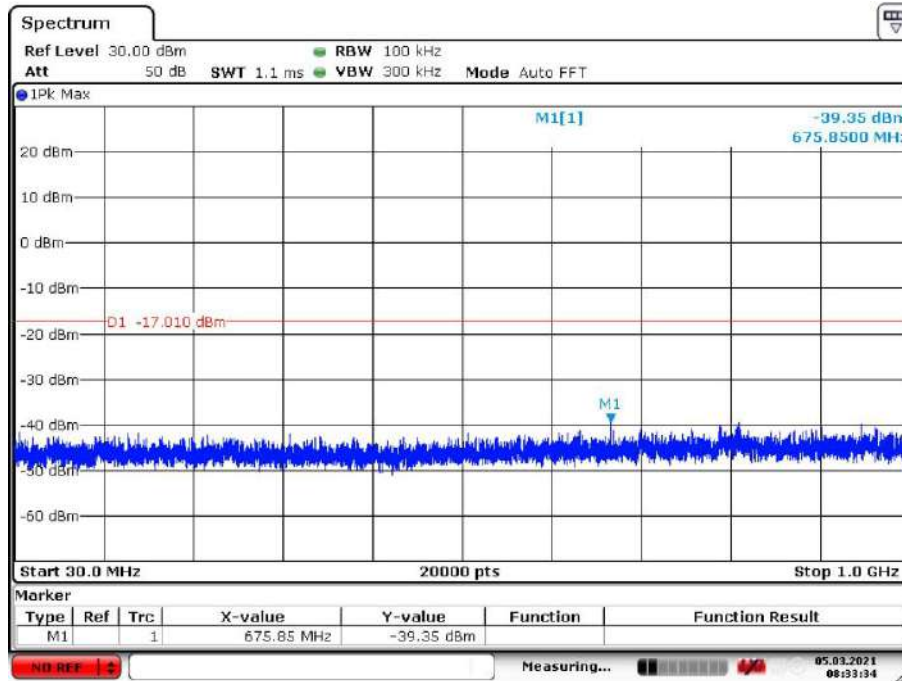
13 G to 25 GHz



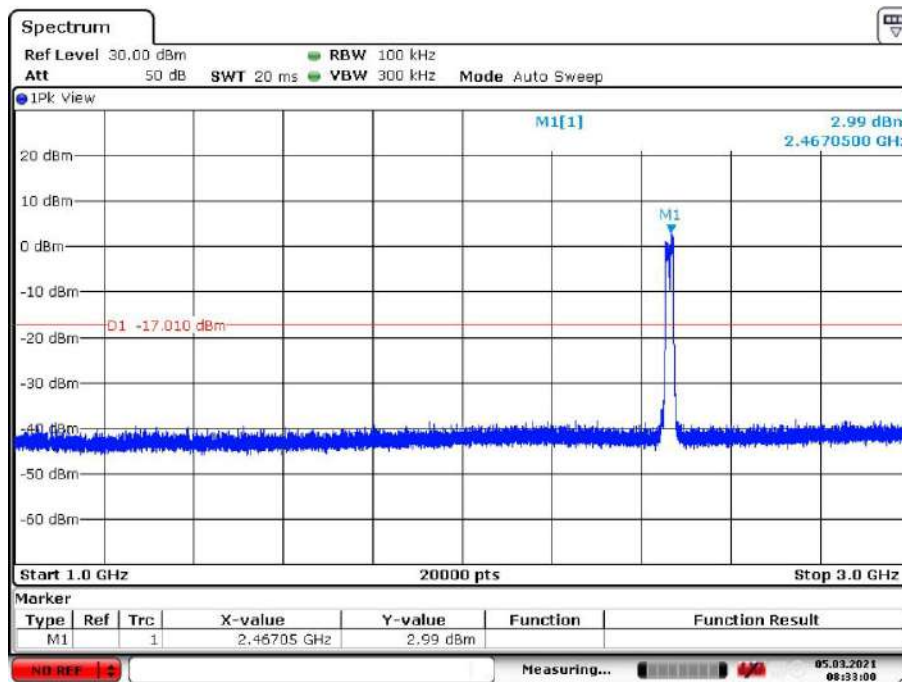
Date: 5.MAR.2021 08:27:38

Channel 11:2.462 GHz

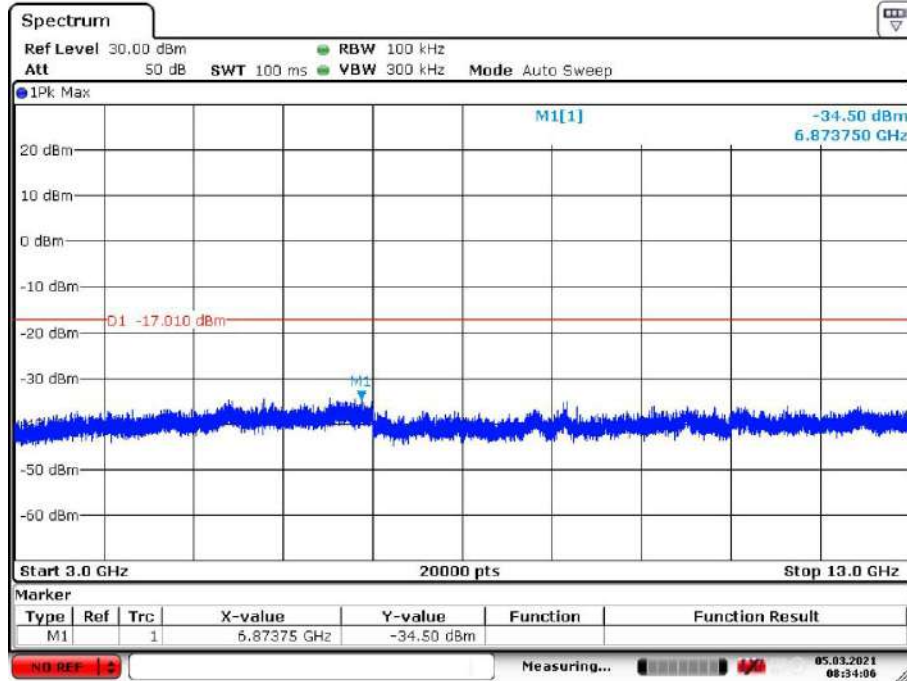
30 MHz to 1 GHz



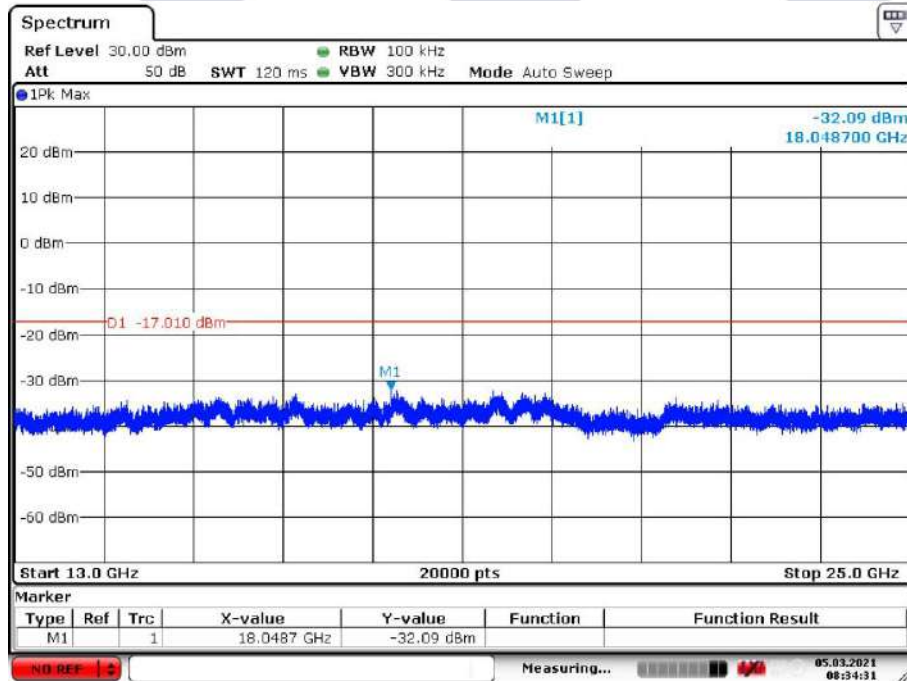
1 G to 3 GHz



3 G to 13 GHz



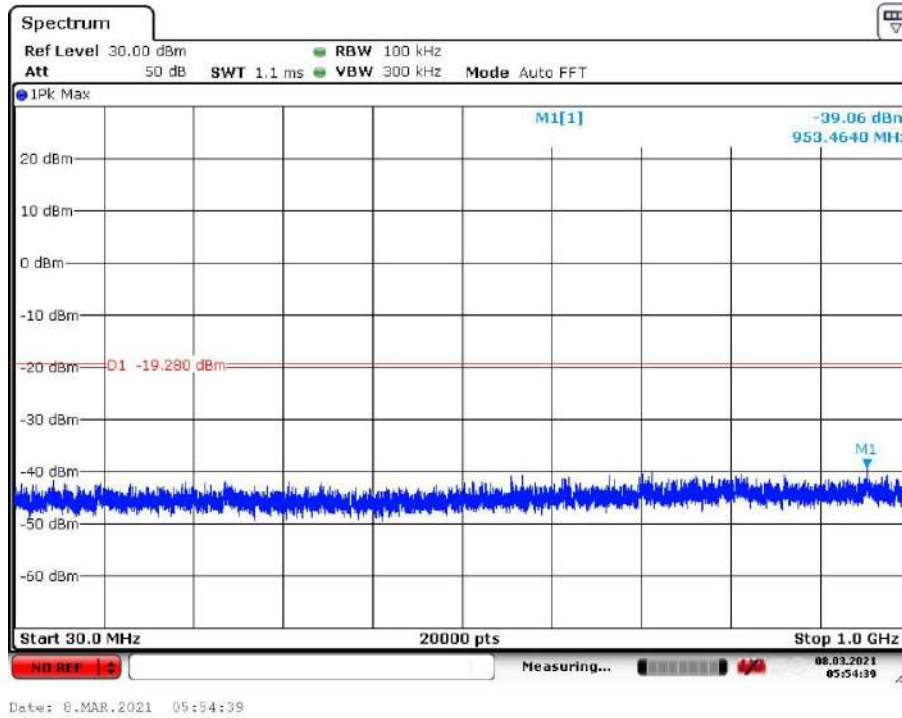
13 G to 25 GHz



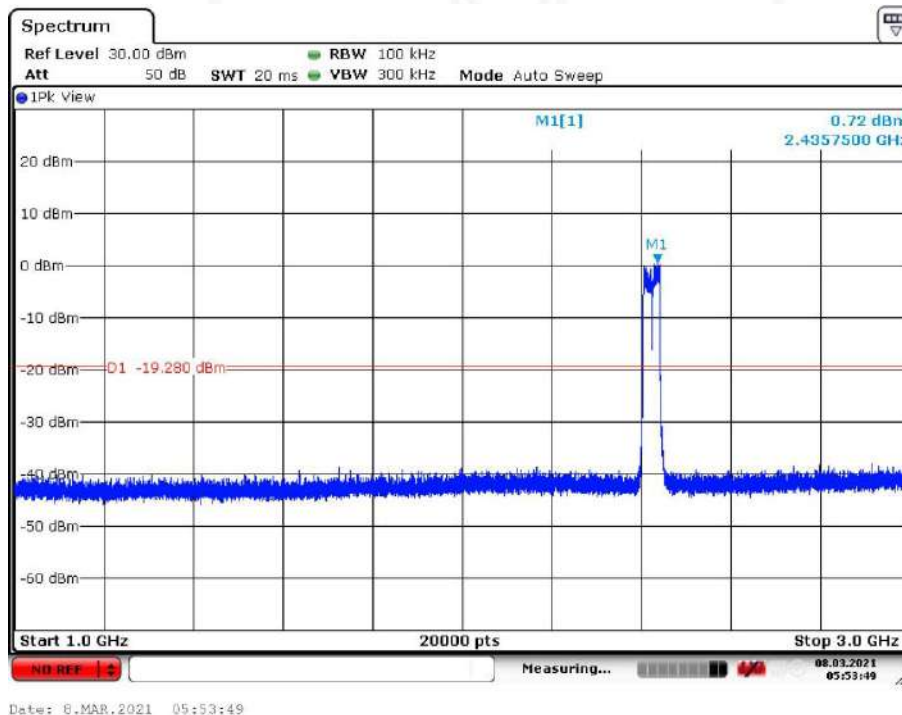
802.11n(HT40) mode with 15Mbps data rate

Channel 3: 2.422GHz:

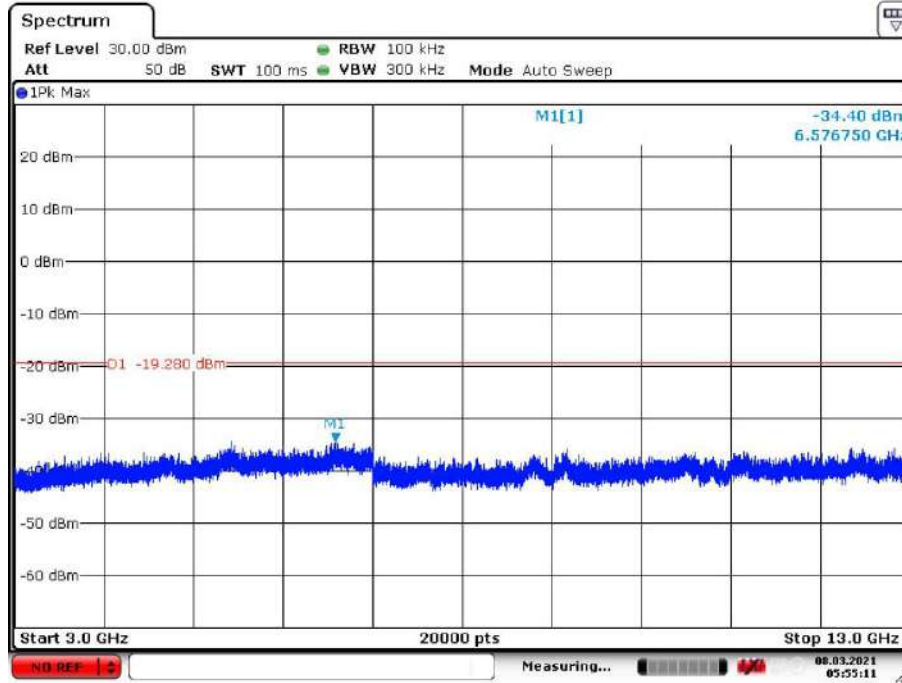
30 MHz to 1 GHz



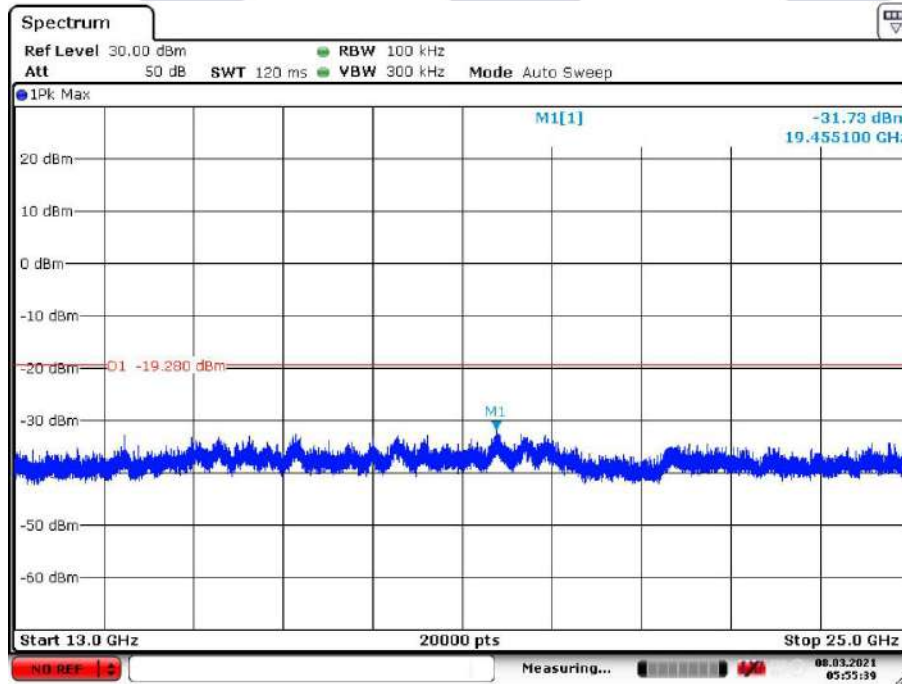
1 G to 3 GHz



3 G to 13 GHz



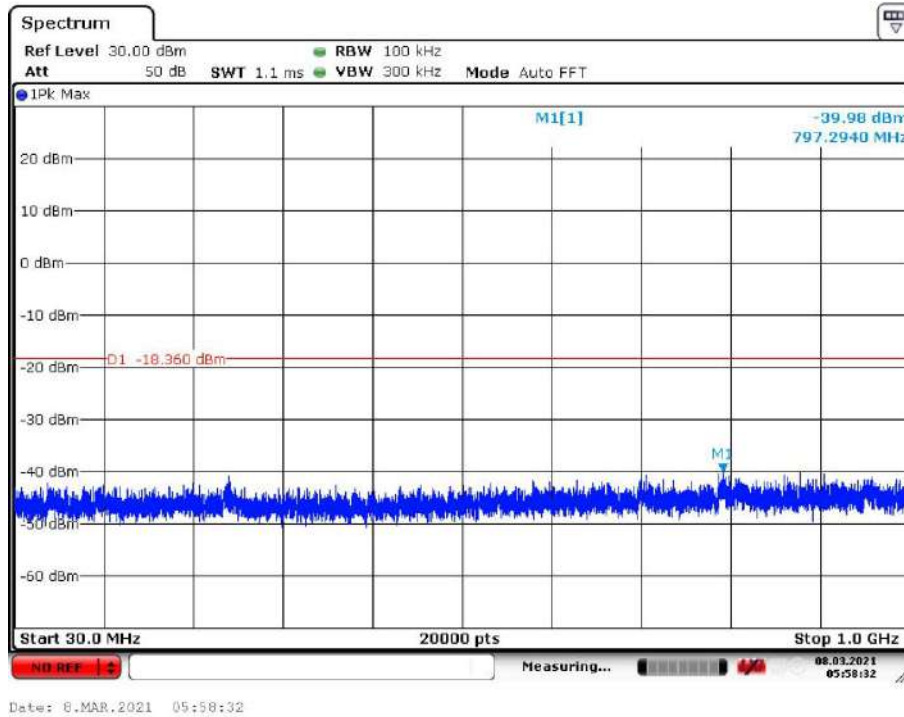
13 G to 25 GHz



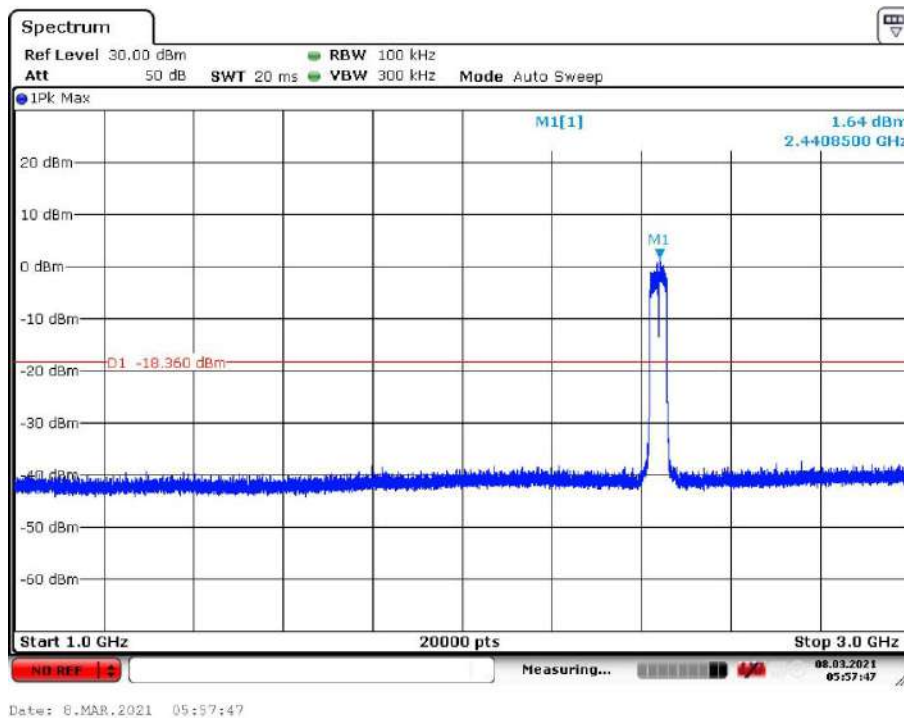


Channel 6: 2.437GHz:

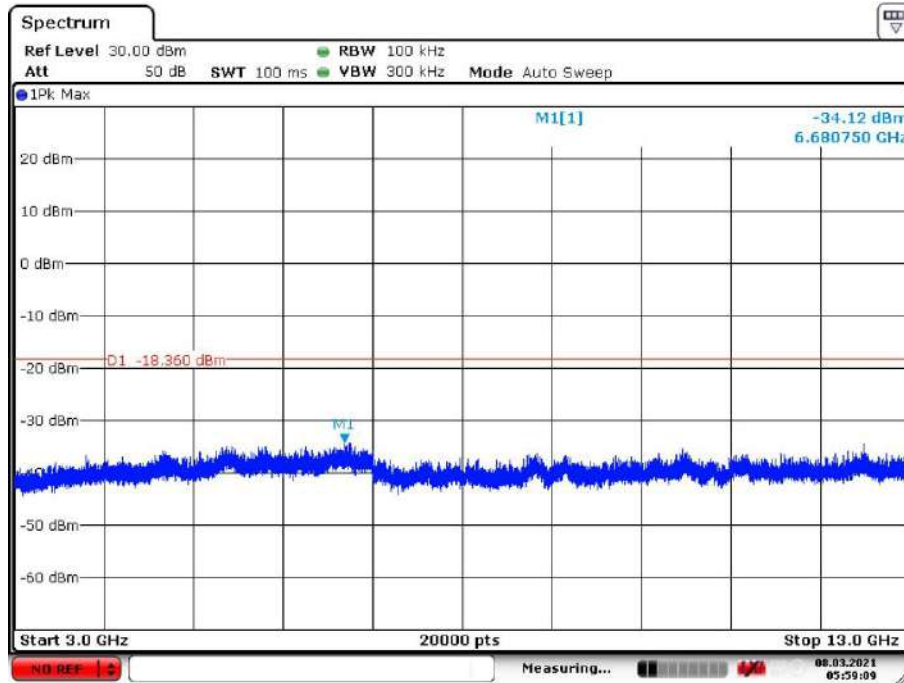
30 MHz to 1 GHz



1 G to 3 GHz

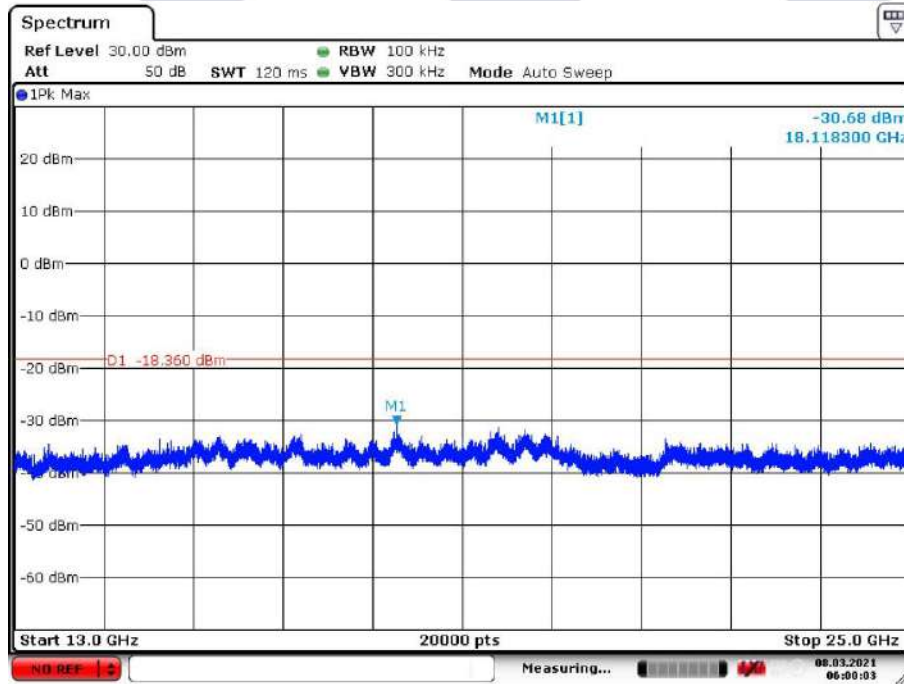


3 G to 13 GHz



Date: 8.MAR.2021 05:59:09

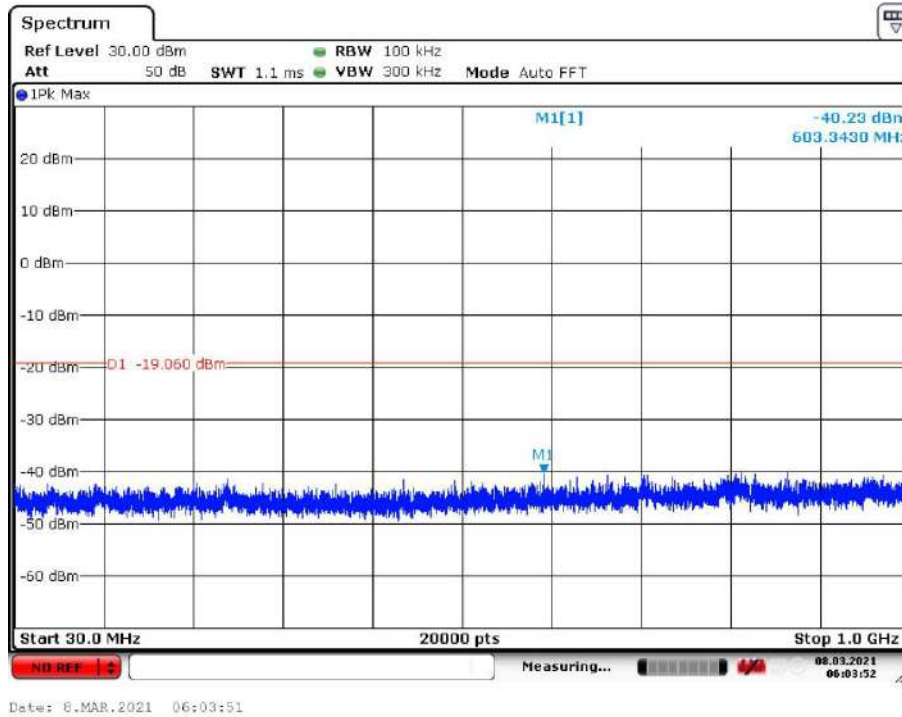
13 G to 25 GHz



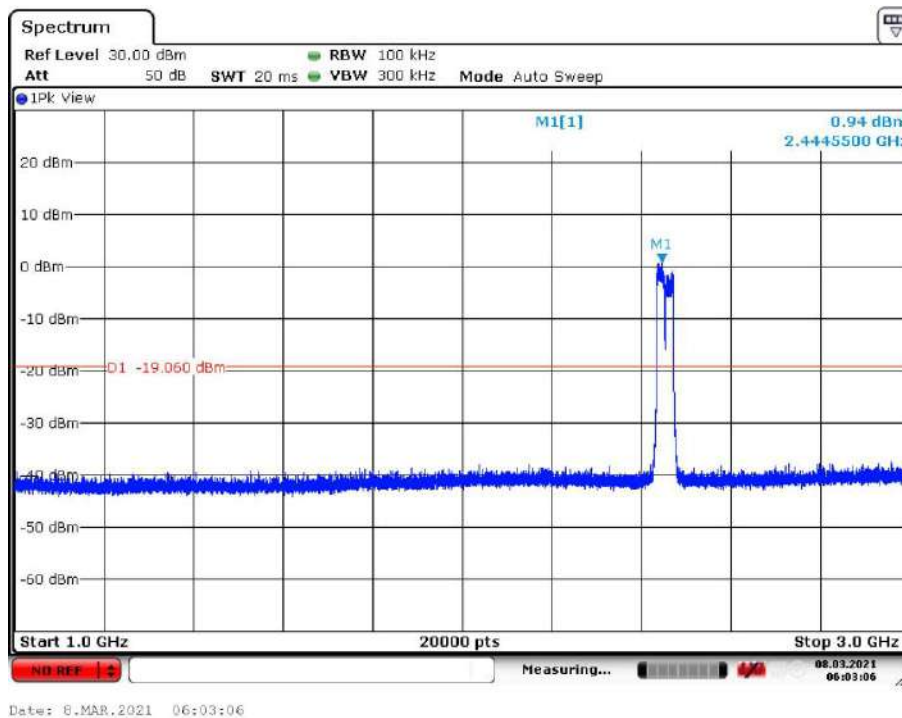
Date: 8.MAR.2021 06:00:03

Channel 9:2.452 GHz

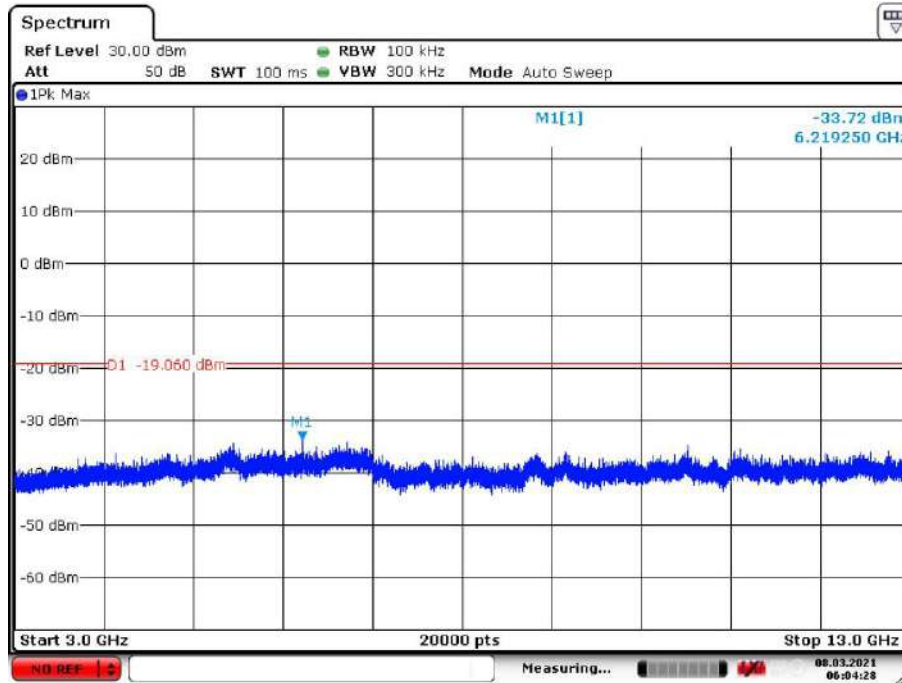
30 MHz to 1 GHz



1 G to 3 GHz

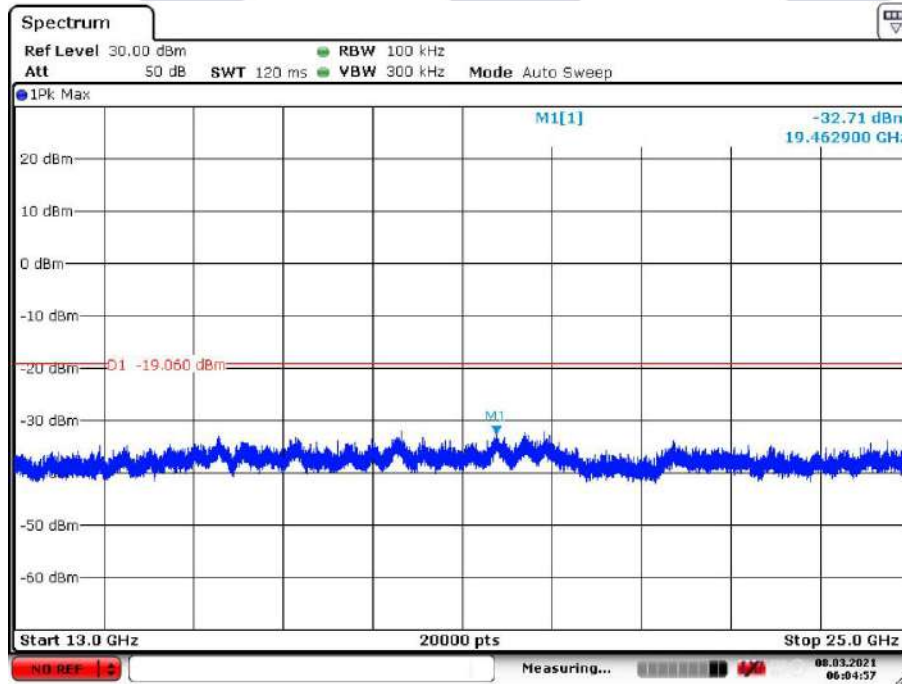


3 G to 13 GHz



Date: 8.MAR.2021 06:04:28

13 G to 25 GHz

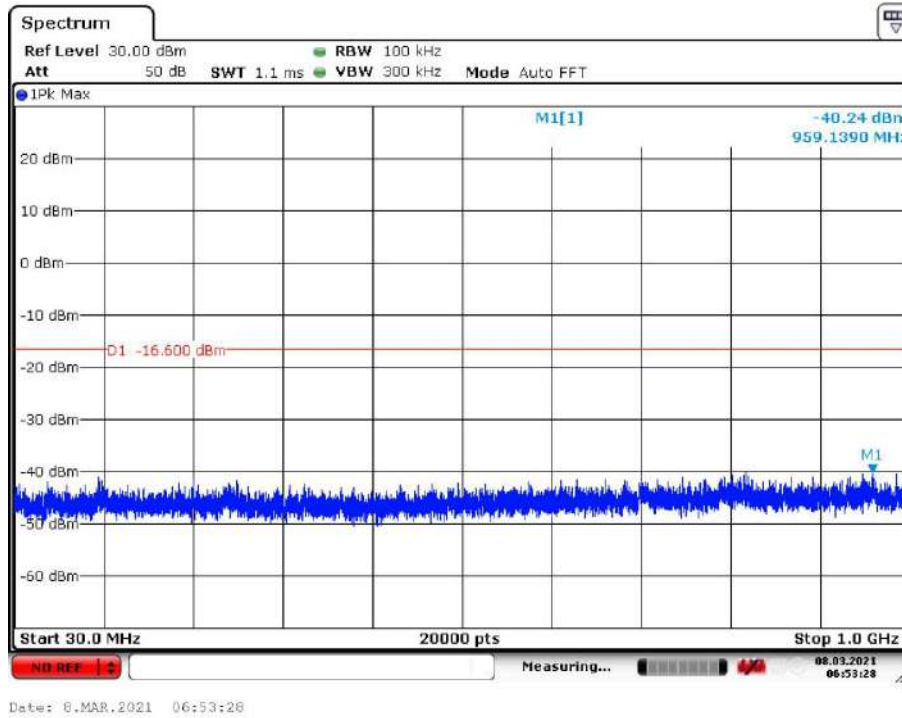


Date: 8.MAR.2021 06:04:57

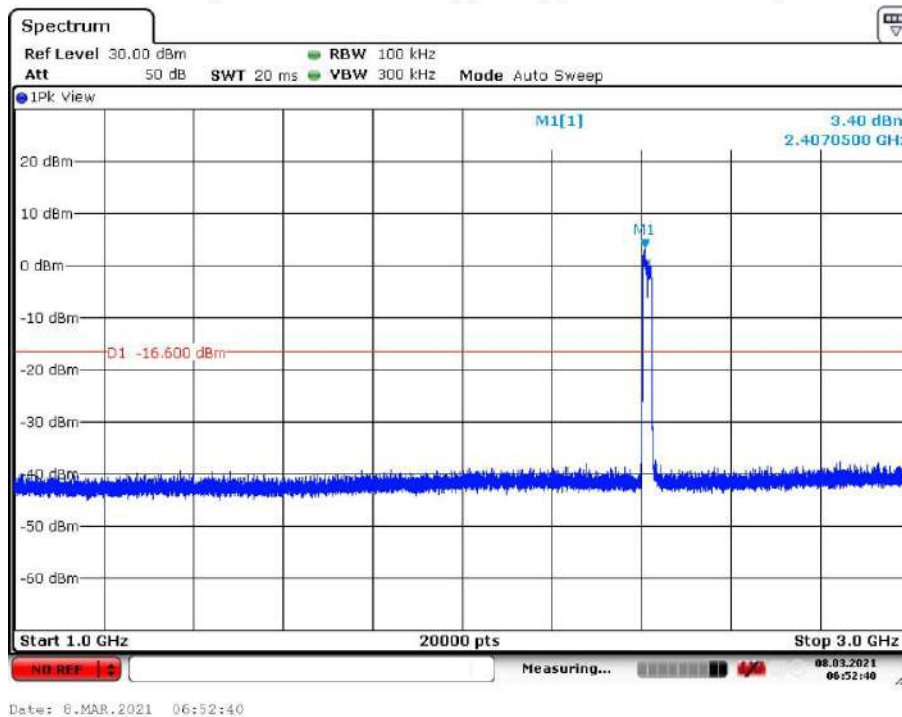
802.11ax(HE20) mode with MCS7 data rate

Channel 1: 2.412GHz:

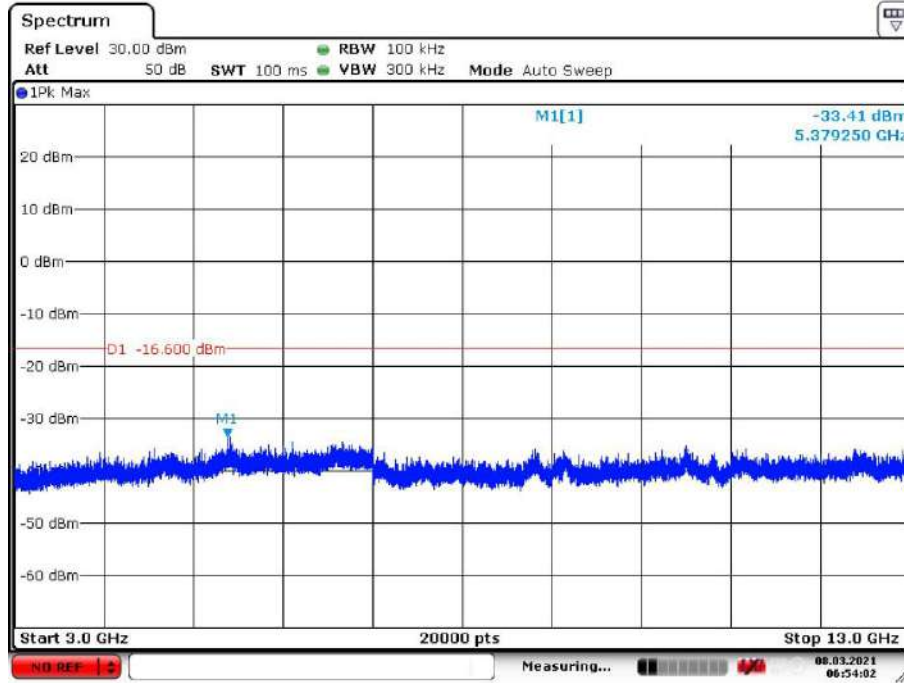
30 MHz to 1 GHz



1 G to 3 GHz

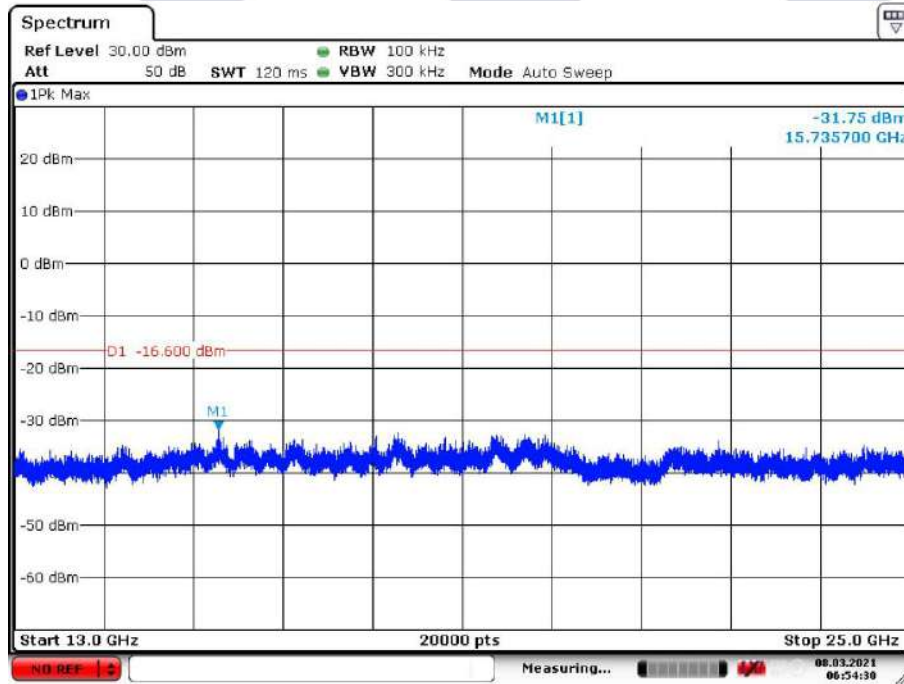


3 G to 13 GHz



Date: 8.MAR.2021 06:54:02

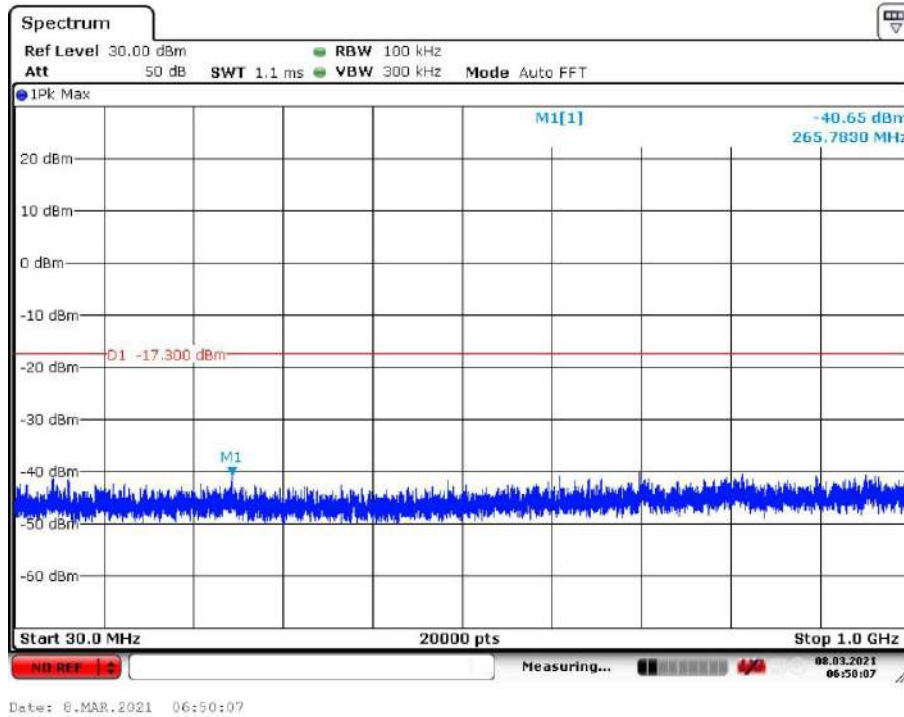
13 G to 25 GHz



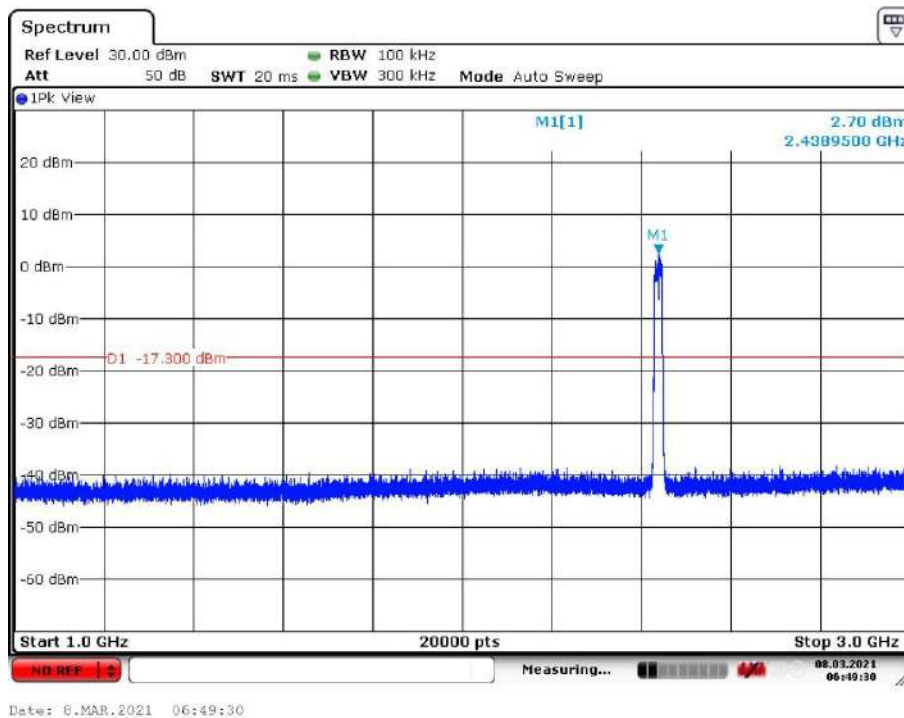
Date: 8.MAR.2021 06:54:30

Channel 6: 2.437GHz:

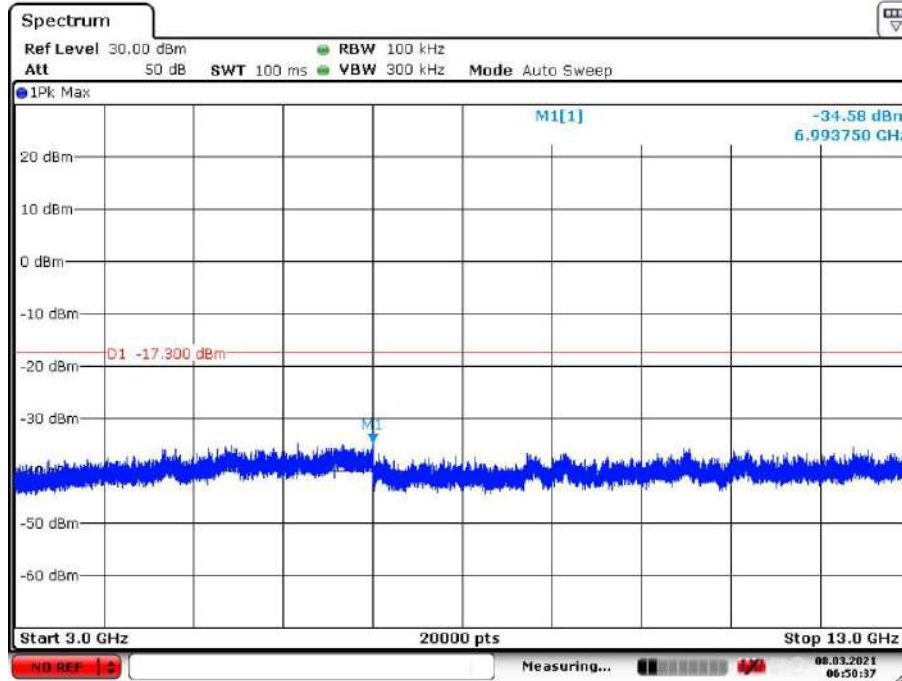
30 MHz to 1 GHz



1 G to 3 GHz

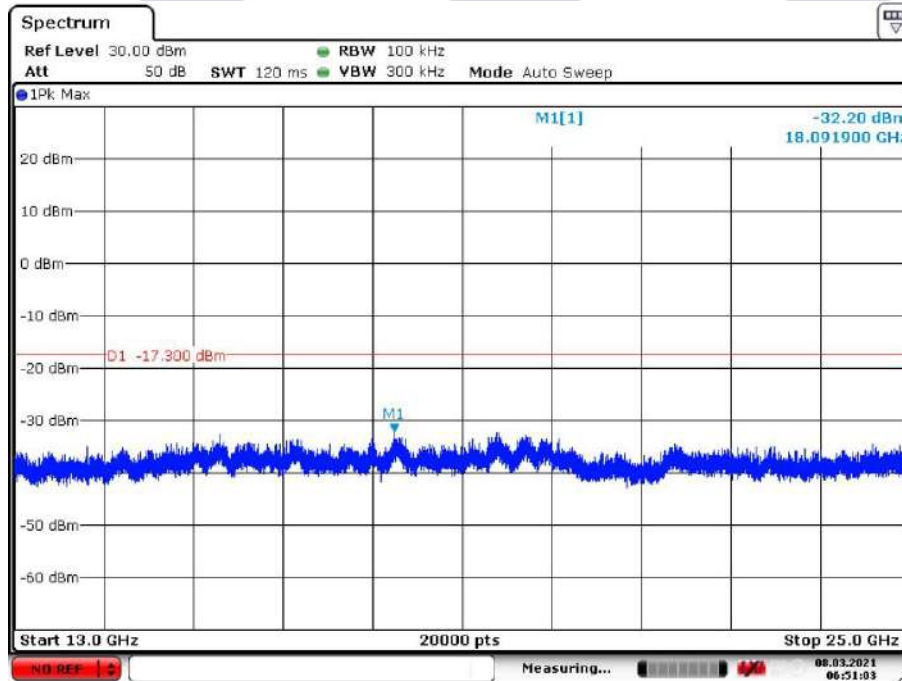


3 G to 13 GHz



Date: 8.MAR.2021 06:50:37

13 G to 25 GHz

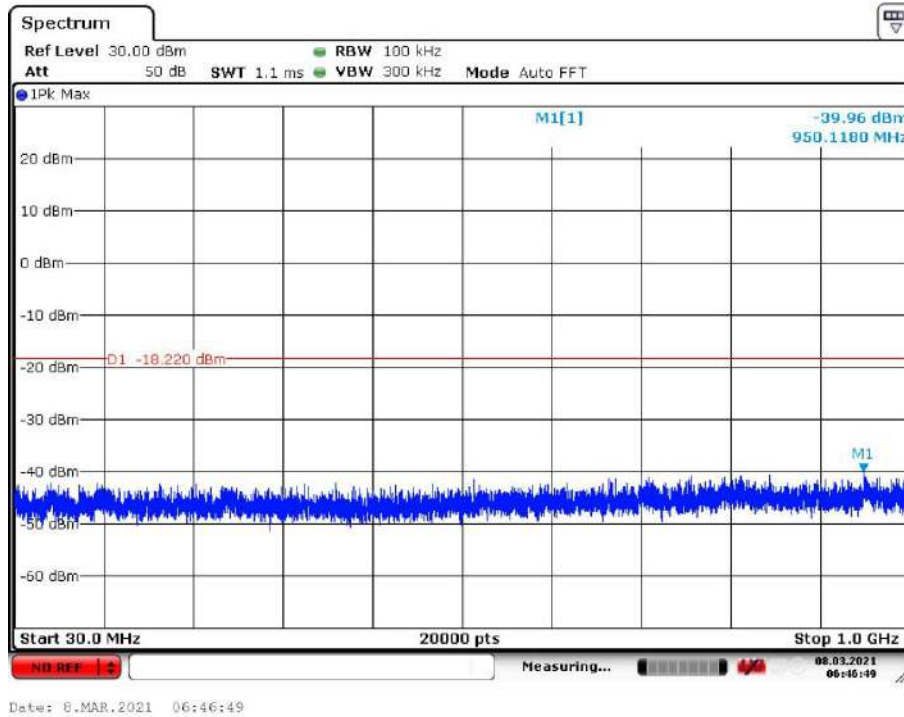


Date: 8.MAR.2021 06:51:03

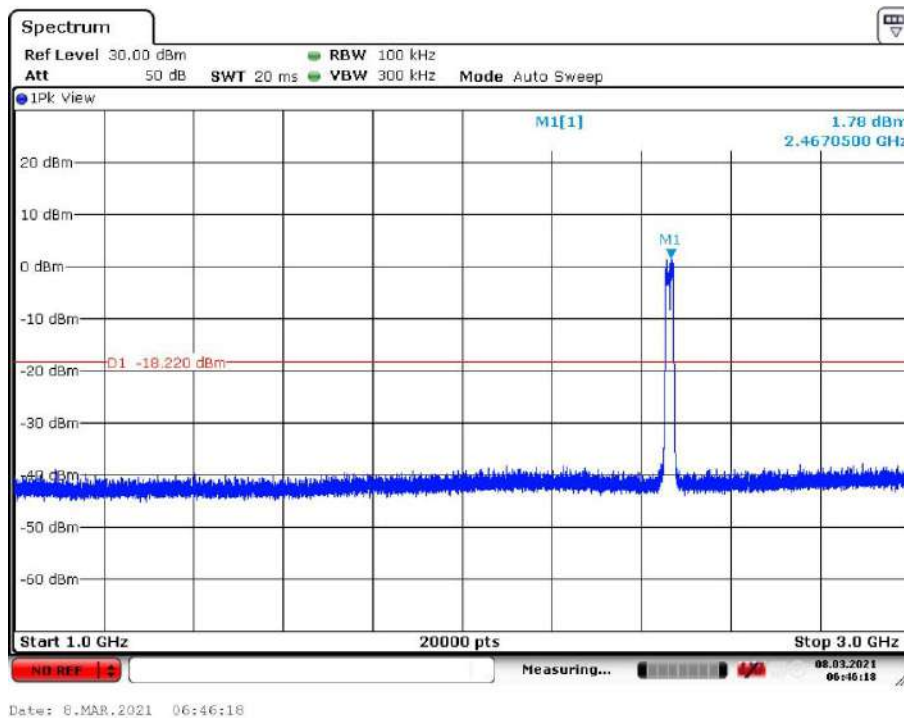


Channel 11:2.462 GHz

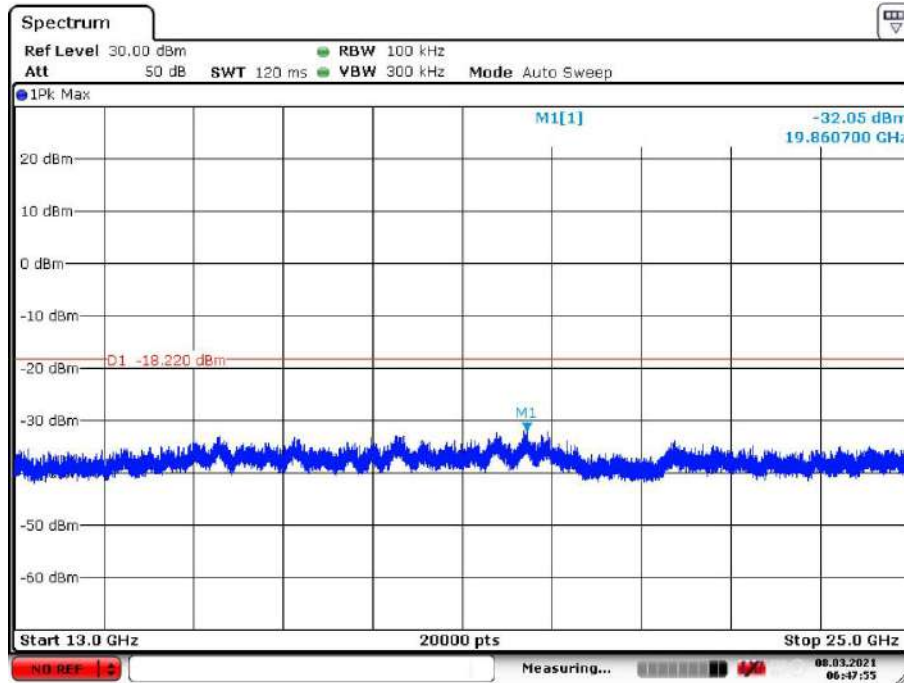
30 MHz to 1 GHz



1 G to 3 GHz

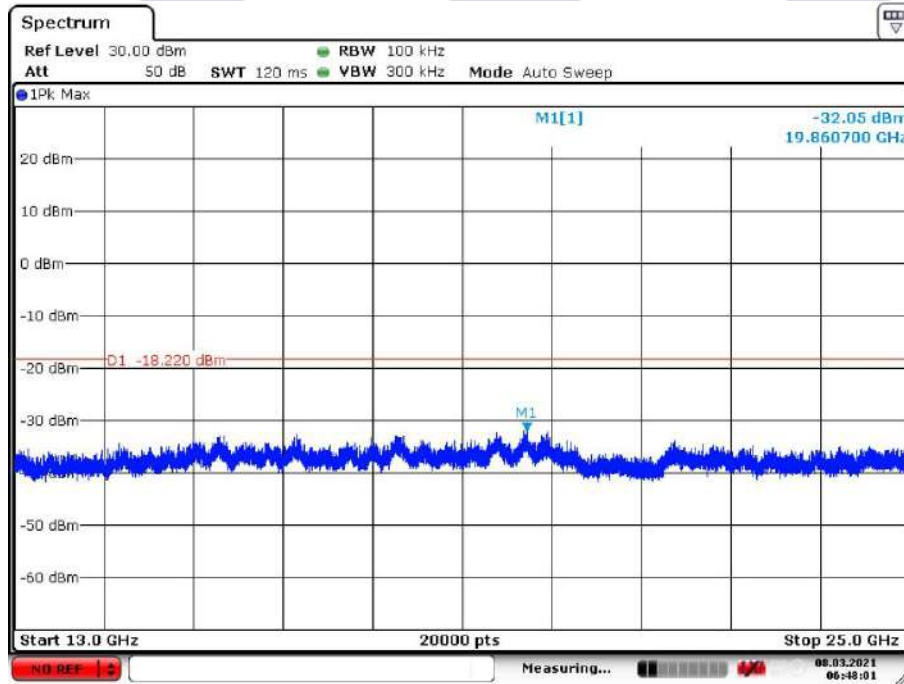


3 G to 13 GHz



Date: 8.MAR.2021 06:47:55

13 G to 25 GHz

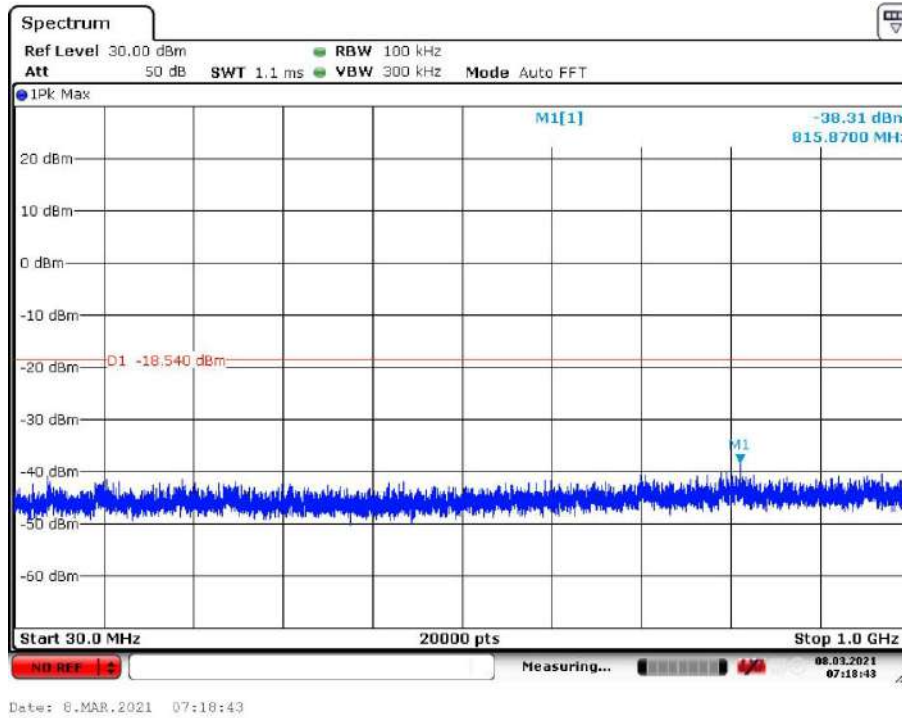


Date: 8.MAR.2021 06:48:01

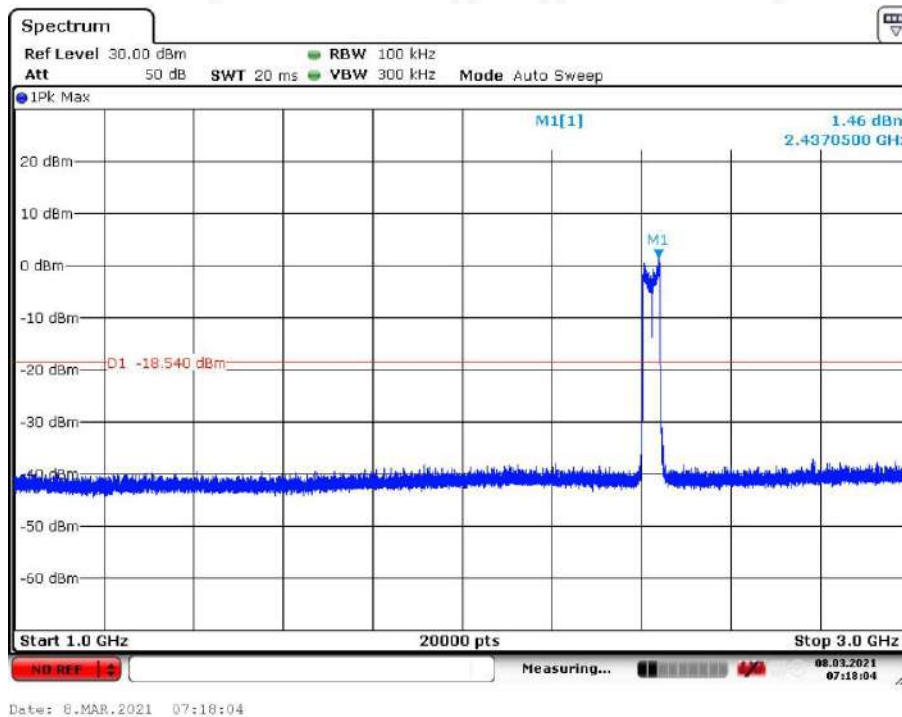
802.11ax(HE40) mode with MCS9 data rate

Channel 3: 2.422GHz:

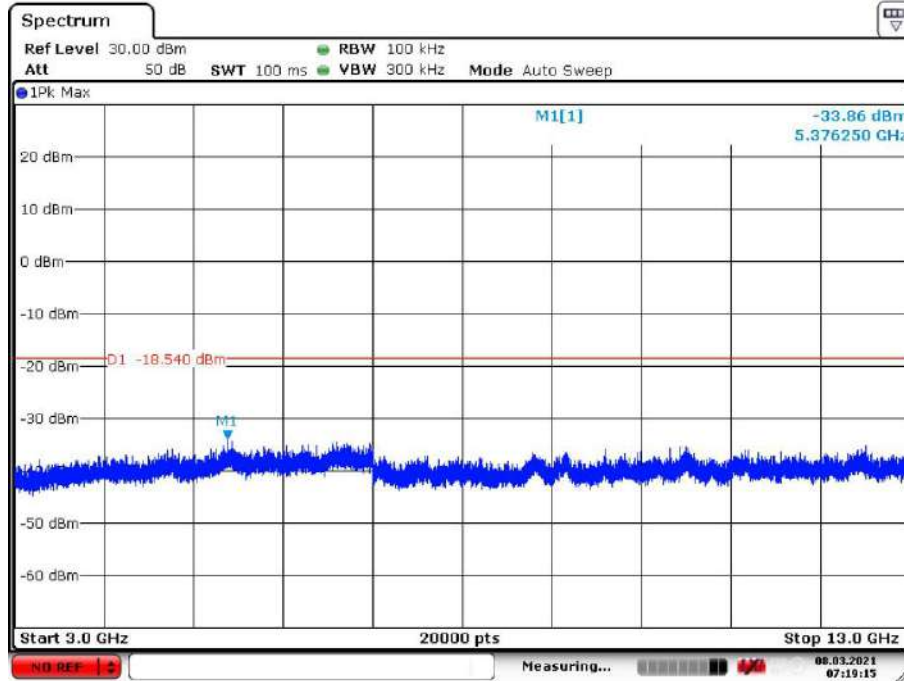
30 MHz to 1 GHz



1 G to 3 GHz

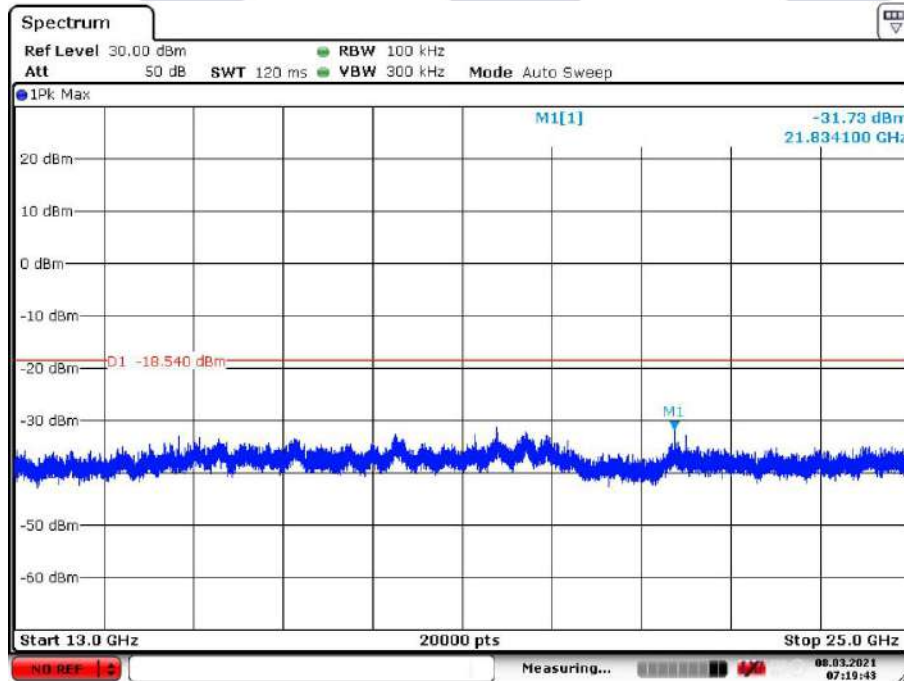


3 G to 13 GHz



Date: 8.MAR.2021 07:19:15

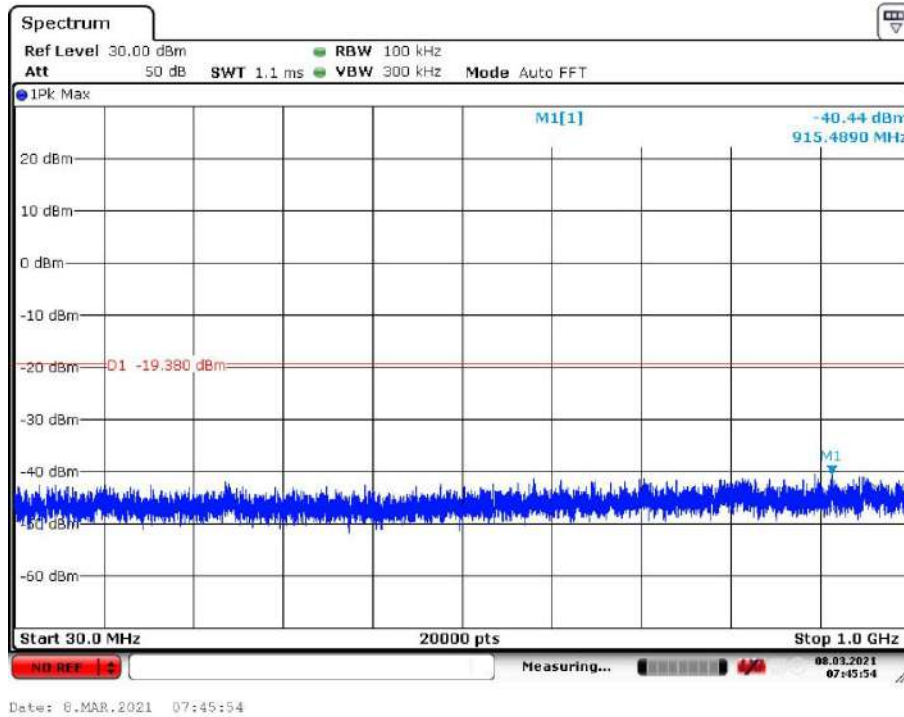
13 G to 25 GHz



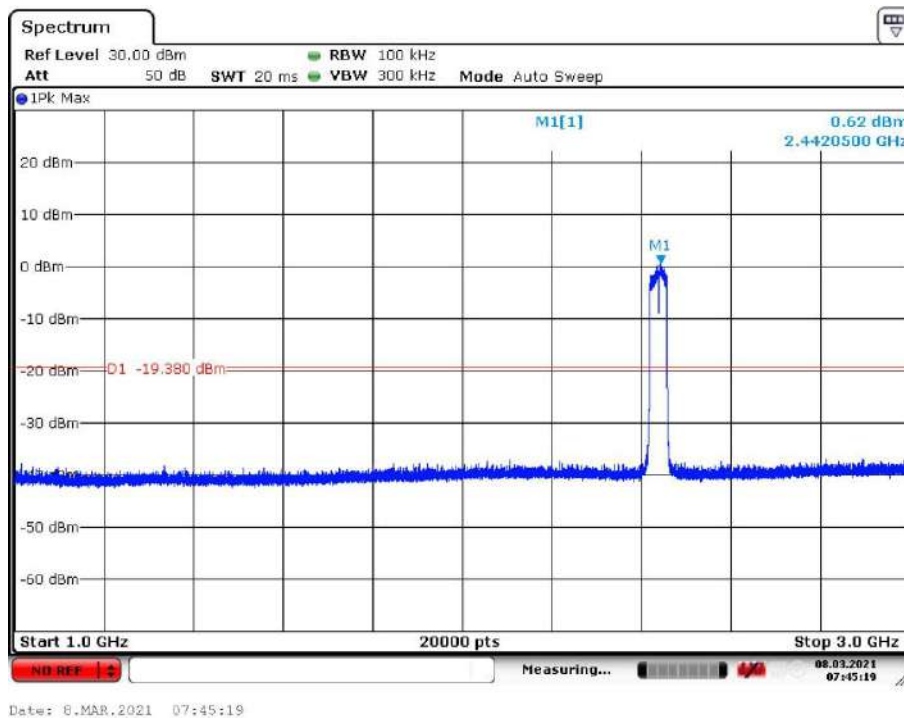
Date: 8.MAR.2021 07:19:43

Channel 6: 2.437GHz:

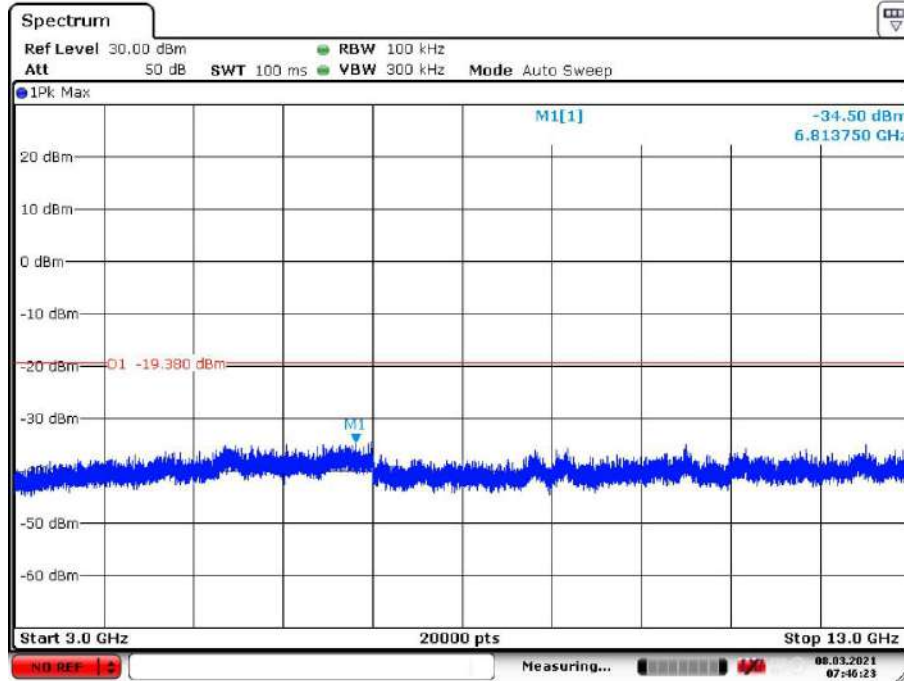
30 MHz to 1 GHz



1 G to 3 GHz

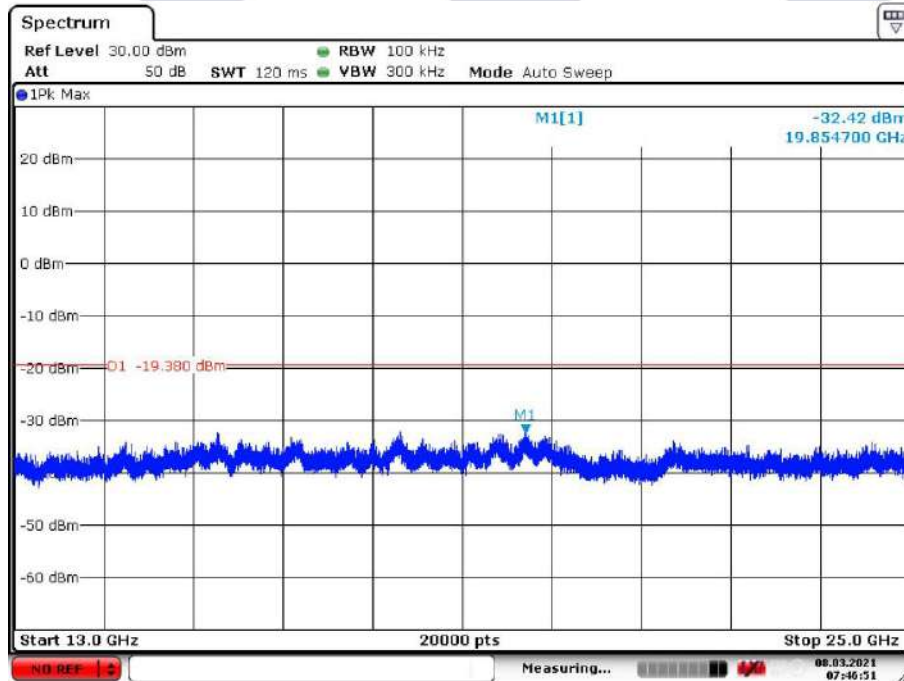


3 G to 13 GHz



Date: 8.MAR.2021 07:46:23

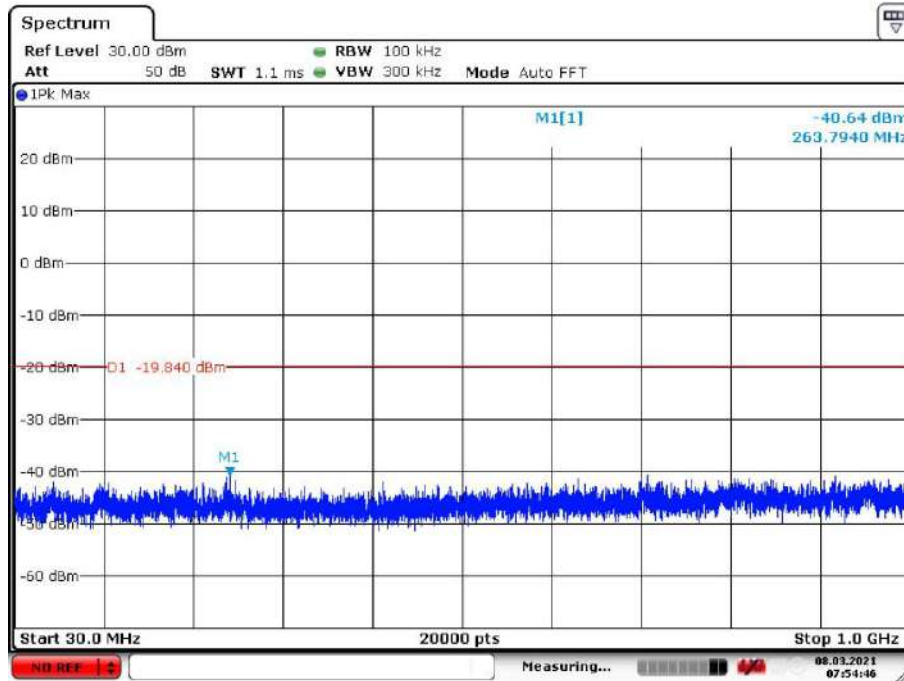
13 G to 25 GHz



Date: 8.MAR.2021 07:46:51

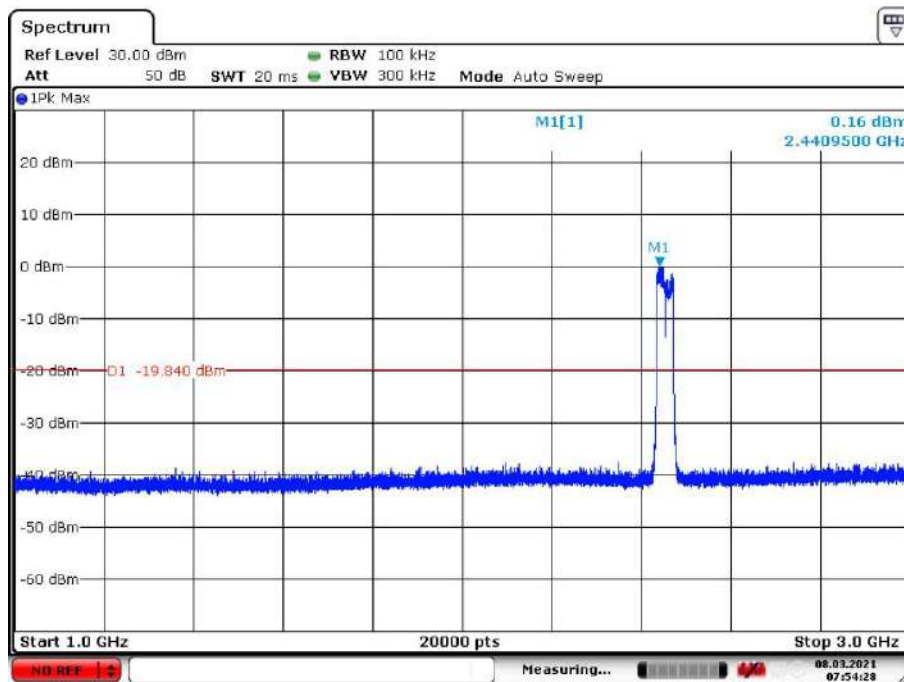
Channel 9:2.452 GHz

30 MHz to 1 GHz



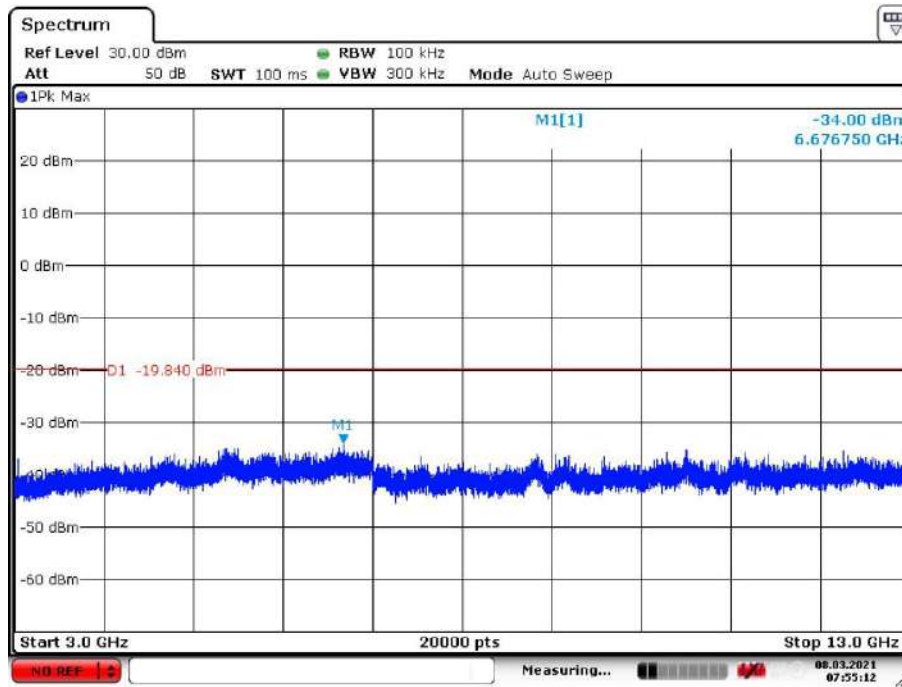
Date: 8.MAR.2021 07:54:47

1 G to 3 GHz



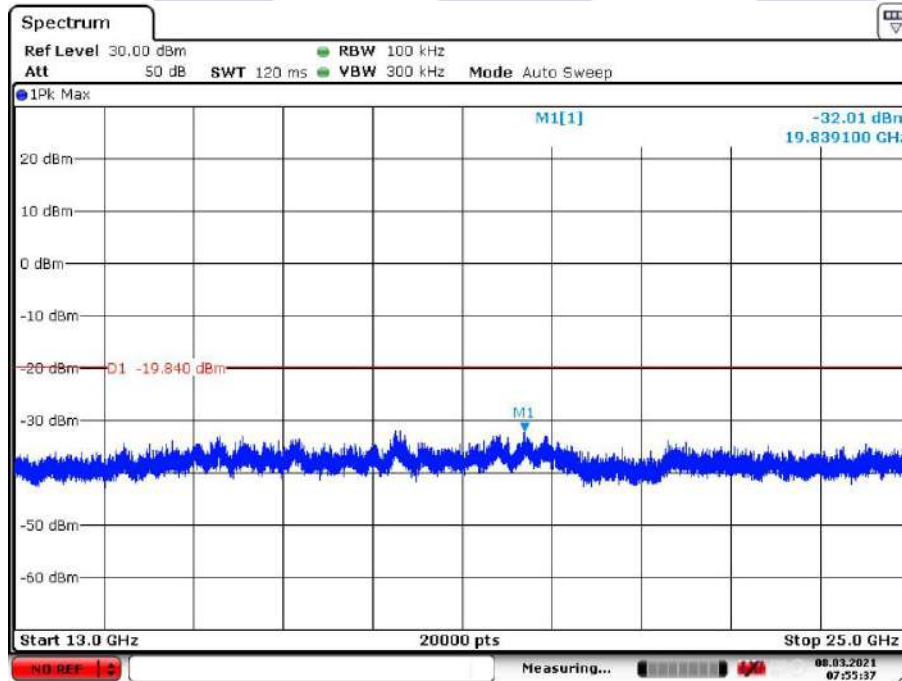
Date: 8.MAR.2021 07:54:28

3 G to 13 GHz



Date: 8.MAR.2021 07:55:12

13 G to 25 GHz



Date: 8.MAR.2021 07:55:37



**\*\*End of report\*\***