



Instruction Manual

TW822

UHF Wireless Microphone

FC CE RoHS

UK
CA



ABOUT THIS MANUAL

Thank you for purchasing TONOR wireless microphone. This manual is intended to help you understand all about this microphone and how to use it. TONOR always strives for the ultimate user experience. All our knowledge and passion for audio technology are incorporated into building microphones with high performance for you. The TONOR microphone is high quality and easy to use to achieve the best user experience.

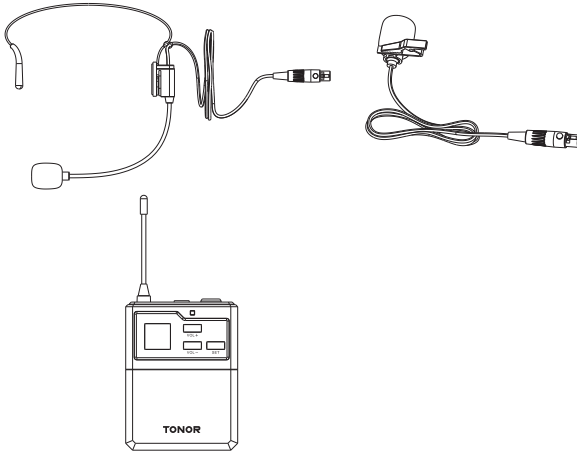
Enjoy your microphone!

TONOR Team







English

Package Including

TW822



OPERATING ENVIRONMENTS & NOTES

-  When using this device, keep it away from water.
-  Use the device in ventilated environment, keep it away from fire.
-  Since it's a wireless device, please keep it away from other interfering sources.
-  Don't take apart the device.
-  Please use the standard power supply, high voltage may damage the device.
-  Please place the used batteries into the recycle bin, don't litter them.

SPECIFICATIONS

Frequency Response: 40hz-18khz

Maximum Radio-frequency Power Transmitted: -6 dBm

Operating Frequency (US): B MIC: 915.6-926.8MHz

Operating Range: Up to 60m

Frequency Stability: ± 0.0005 MHz

SNR: 96dB

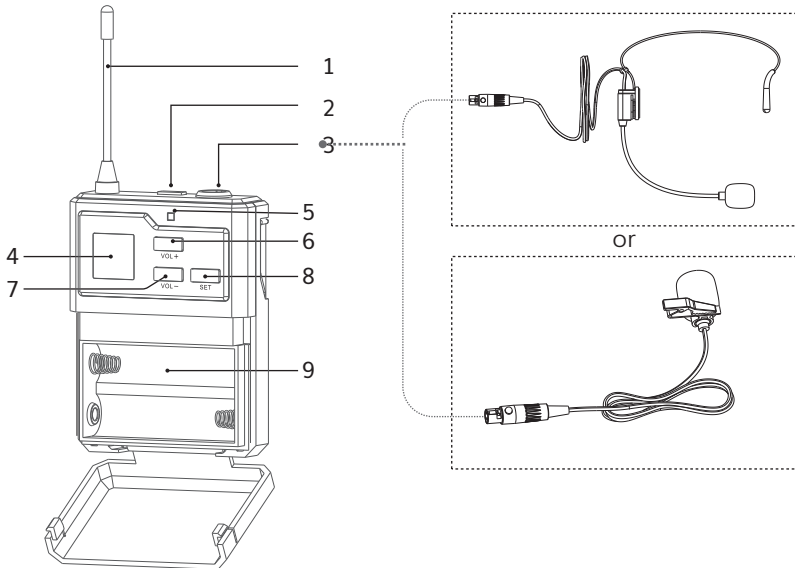
Sound Distortion: $\leq 0.5\%$

Mic Input Sensitivity: -51dBV

RF Sensitivity: -95dBm

Operating Temperature: 0°C to +55°C

BODYPACK OPERATION INSTRUCTION



1. Antenna
2. Power Button: Click to turn on the mic. Click to mute when it is on, and click again to exit mute. Long press for 2 seconds to turn off.
3. XLR Jack
4. LCD Display
5. LED Light: Green for power on. Red for Mute.
6. VOL+: Click to increase the volume by one level. Long press to increase the volume automatically, up to 40 levels.
7. VOL-: Click to decrease the volume by one level. Long press to decrease the volume automatically, down to 0 level.
8. SET Button: Short press to change the frequency.
9. Battery Compartment

FCC& ISDE Statement

This device complies with Part 15 of the FCC Rules and with Industry Canada licence-exempt RSS standard(s). Operation is subject to the following two conditions:

(1) this device may not cause harmful interference, and (2) this device must accept any interference received, including interference that may cause undesired operation.

Cet appareil est conforme à la partie 15 des règles de la FCC et aux normes RSS exemptées de licence d' Industrie Canada. Le fonctionnement est soumis aux deux conditions suivantes : (1) cet appareil ne doit pas causer d' interférences nuisibles, et (2) cet appareil doit accepter toute interférence reçue, y compris les interférences pouvant entraîner un fonctionnement indés

Changes or modifications to this unit not expressly approved by the party responsible for compliance could void the user's authority to operate the equipment.

NOTE: This equipment has been tested and found to comply with the limits for a Class B digital device, pursuant to Part 15 of the FCC Rules. These limits are designed to provide reasonable protection against harmful interference in a residential installation. This equipment generates, uses and can radiate radio frequency energy and, if not installed and used in accordance with the instructions, may cause harmful interference to radio communications. However, there is no guarantee that interference will not occur in a particular installation. If this equipment does cause harmful interference to radio or television reception, which can be determined by turning the equipment off and on, the user is encouraged to try to correct the interference by one or more of the following measures:

- Reorient or relocate the receiving antenna.
- Increase the separation between the equipment and receiver.
- Connect the equipment into an outlet on a circuit different from that to which the receiver is connected.
- Consult the dealer or an experienced radio/TV technician for help.

This device meets the exemption from the routine evaluation limits in section 2.5 of RSS 102 and compliance with RSS 102 RF exposure, users can obtain Canadian information on RF exposure and compliance.

cet appareil est conforme à l'exemption des limites d'évaluation courante dans la section 2.5 du cnr - 102 et conformité avec rss 102 de l'exposition aux rf, les utilisateurs peuvent obtenir des données canadiennes sur l'exposition aux champs rf et la conformité.

This equipment complies with Canada radiation exposure limits set forth for an uncontrolled environment.

Cet équipement est conforme aux limites d'exposition aux rayonnements du Canada établies pour un environnement non contrôlé.

Radiation Exposure Statement for camera

This equipment should be installed and operated with minimum distance 0cm between the radiator & your body.

Cet équipement doit être installé et utilisé à une distance minimale de 0 cm entre le radiateur et votre corps.

Frequency Range (US)	
B MIC	915.6-926.8MHz (915.6MHz, 916.4MHz, 917.2MHz, 918.0MHz, 918.8MHz, 919.6MHz, 920.4MHz, 921.2MHz, 922.0MHz, 922.8MHz, 923.6MHz, 924.4MHz, 925.2MHz, 926.0MHz, 926.8MHz)

	AT	BE	BG	CY	CZ	DE
	DK	EE	EL	ES	FI	FR
	HR	HU	IE	IT	LT	LU
	LV	MT	NL	PL	PT	RO
	SE	SI	SK	UK(NI)		



Vous êtes responsable de remettre tous les appareils électriques et électroniques usagés à des points de collecte correspondants.

Pour en savoir plus:
www.quefairedemesdechets.fr

 <https://www.tonormic.com>

 support@tonormic.com

FUJIAN EASTWEST LIFEWIT TECHNOLOGY
CO.,LTD | RM 1201-1205, BLD 18, 2ND
PHASE OF INNOVATION PARK, FUZHOU
350108, CHINA

EASTWEST ELECTRONIC COMMERCE CO US
LIMITED | 3500 SOUTH DUPONT HIGHWAY,
SUITE G106 DOVER, DE 19901 UNITED
STATES

LIFEWIT LIMITED | UNIT 2, VINCENT HOUSE,
FIRCROFT WAY, EDENBRIDGE UNITED
KINGDOM

Lifewit GmbH | Friedenstraße 5 97072
Wuerzburg Germany

MADE IN CHINA

WEEE ID: DE 57064210