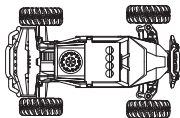




Race Car User Manual

NO. SEY-2102





1 x Vehicle



1 x Remote Controller

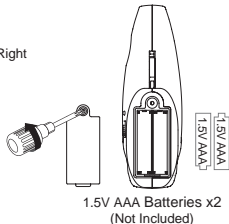
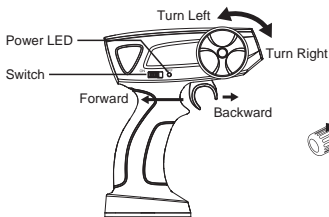


1 x USB Charge Cable



1 x User Manual

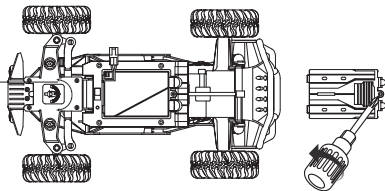
CONTROLLER BATTERY INSTALLATION



1. Open the battery cover using the screwdriver.
2. Load two 1.5V AAA batteries following the polarity markings (+ and -) inside the battery compartment.
3. Replace the battery cover and tighten the screws.

BATTERY INSTALLATION AND CHARGING

Fine-tuning to make the car go straight.





1. Connect the battery wire with the USB charging cable, then connect the USB charging cable to computer to charge the battery.
2. The charging time is about 2 hours. The play time is 25-30 minutes on a full charge.
3. LED light turns light when charging. LED light turns off when it's fully charged (Overvoltage protection/- Standby mode/short circuit protection).
4. Use the screwdriver to loosen the screws and remove the battery compartment cover.
5. Connect the battery's connector with the compartment's connector, then insert the battery into the compartment. Refit the cover and fasten the screws to complete the installation.

Note:

Charging the battery before the first time you use it. The battery might discharge if not in use for a long period of time. However, over discharge may damage the lifetime of battery. Inspect the charging cord, plug, housing and other parts on a regular basis. If you find something damaged, please immediately stop using it and fix the damaged part.

WARNING: For the purposes of recharging the battery, only use the detachable supply unit provided with this toy. Unplug the USB cable after charging to avoid the power loss.

The appliance is only to be used with the power supply unit provided with the appliance. The use of a different power supply unit may lead to the permanent damage of the battery and neighbouring parts, as well as physical injury! Battery chargers used with the toy are to be regularly examined for damage to the cord, plug, enclosure and other parts, and in the event of such damage, they must not be used until the damage has been repaired. This toy is only to be connected to equipment bearing either of the following symbols:  or 

BATTERY USE INSTRUCTION AND CAUTIONS

1. Non-rechargeable batteries should not be charged.
2. Rechargeable batteries are only to be charged under adult supervision (for toys supplied).
3. Rechargeable batteries are to be removed from the toy before being charged.
4. Different types of batteries or new and used batteries are not to be mixed.
5. Batteries are to be inserted with the correct polarity.
6. Exhausted batteries are to be removed from the toy.
7. The supply terminals are not to be short-circuited.
8. The new Lithium battery packs need to be charged before using.
9. Make sure the main switch is set to OFF before installing the battery pack into the car body.
10. Remove battery from the transmitter when not use for a long time.
11. Dispose of used battery to recycling center or designated place.
12. Adult installation required.

CAR OPERATION

1. Turn on remote control and car.

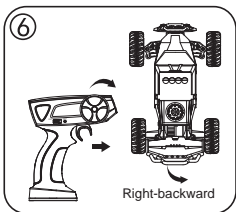
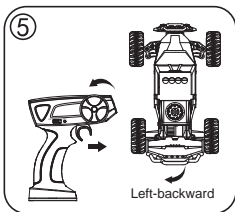
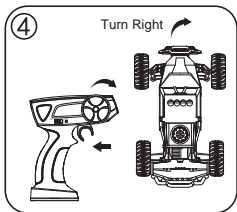
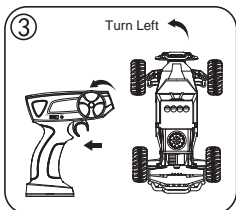
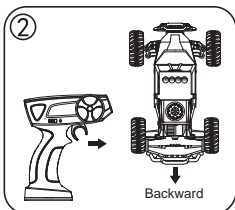
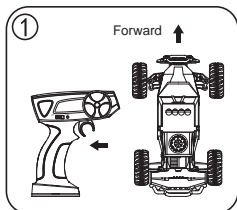
Note: Turn on and paired, no order requested.

2. The light of car and controller keep flashing when pairing; After 30s, the lights stays on red when pairing completed. Otherwise, the lights turn off and sleep.
3. Restart remote control and car when re-pairing.

Note:

1. The car and remote control enter sleep mode with no instruction for 5min.
2. Restart the car and remote control will wake up accordingly.

Cautions: For Use Under Adult Supervision.



CARE & MAINTENANCE

1. Use the original USB cable and rechargeable batteries. Charging by computer is recommended.
2. **WARNING!** Do not use the SGILE RC vehicle in road traffic.
3. Do not use the SGILE RC vehicle for transporting goods, persons or animals.
4. Never use the SGILE RC vehicle outdoors during rain or snowfall. The car must not be run through water, puddles and snow, and must always be kept stored in a dry place.
5. Avoid running on courses which are laid exclusively with sand.
6. Do not expose the SGILE RC vehicle to direct sunlight.
7. Never subject the SGILE car to repeated changes of load - that means continuously reversing it.
8. Never throw the car on the floor from a standing position.
9. The SGILE RC vehicle must be inspected before and after operation, each time it is used, to ensure that it has not become disassembled. Any screws or nuts that may have become loosened during operation must be tightened.

WEEE COMPLIANCE



Please help the environment by disposing of your product responsibly at the end of its life. The wheeled bin symbol indicates that this product should not be disposed of in your household waste containers. Instead, the product should be disposed of by using a designated collection point for the recycling of waste electrical and electronic equipment. The Waste of Electrical and Electronic Equipment (WEEE) Directive (2012/19/EU) requires that the best available recycling techniques be employed to minimize the impact on the environment. Recycling electronics helps by keeping harmful chemicals out of the environment, and also saves money by reusing precious metals. Remove any batteries and dispose of them and the product at your local authority recycling facility. For more information about where you can drop off your waste equipment for recycling, please contact your local city office, your household waste disposal service or the location where you purchased this product.



This symbol, showing refuse bins with a cross through them, denotes that empty batteries, rechargeable batteries, button cells, rechargeable battery packs, equipment batteries, disused electrical equipment, etc. should not be disposed of in domestic refuse, as they are harmful to the environment and health.

DECLARATION OF CONFORMITY

Hereby, Fujian EastWest Lifewit Technology Co.,LTD declares that this model including the controller conforms with the fundamental requirements of the following EC directives: EC Directives 2009/48/EC and the other relevant regulations of Directive 2014/53/EU (RED).

The original declaration of conformity can be requested from <https://www.sgile.com/pages/compliance>.

Maximum radio-frequency power transmitted: <3dBm

Frequency range: 2408MHz-2478MHz

UK
CA

AGE
6+

2.4
GHz

FCC COMPLIANCE STATEMENT

FCC ID: 2AZNY-SEY2102

This device complies with Part 15 of the FCC Rules. Operation is subject to the following two conditions:

- (1) this device may not cause harmful interference, and
- (2) this device must accept any interference received, including interference that may cause undesired operation.

NOTE: This equipment has been tested and found to comply with the limits for a Class B digital device, pursuant to part 15 of the FCC Rules.

These limits are designed to provide reasonable protection against harmful interference in a residential installation. This equipment generates, uses and can radiate radio frequency energy and, if not installed and used in accordance with the instructions, may cause harmful interference to radio communications. However, there is no guarantee that interference will not occur in a particular installation. If this equipment does cause harmful interference to radio or television reception, which can be determined by turning the equipment off and on, the user is encouraged to try to correct the interference by one or more of the following measures:

- Reorient or relocate the receiving antenna.
- Increase the separation between the equipment and receiver.
- Connect the equipment into an outlet on a circuit different from that to which the receiver is connected.
- Consult the dealer or an experienced radio/TV technician for help.

Changes or modifications not expressly approved by the party responsible for compliance could void the user's authority to operate the equipment.

Warning! This toy contains small parts which can be swallowed and is therefore not suitable for children under 3 years of age.



WARNING! danger of pinching during operation! Remove all packaging materials and wire fastenings before handing the toy over to the child. Please retain the packaging and address for information and in the event of any questions.

ISED STATEMENT

English: This device contains licence-exempt transmitter(s)/receiver(s) that comply with Innovation, Science and Economic Development Canada's licence-exempt RSS(s). Operation is subject to the following two conditions:

(1) This device may not cause interference.

(2) This device must accept any interference, including interference that may cause undesired operation of the device.

The digital apparatus complies with Canadian CAN ICES-3 (B)/NMB-3(B).

French: Cet appareil contient des émetteurs/récepteurs exempts de licence qui sont conformes aux RSS exemptés de licence d'Innovation, Sciences et Développement économique Canada.

L'exploitation est soumise aux deux conditions suivantes :

(1) Cet appareil ne doit pas provoquer d'interférences.

(2) Cet appareil doit accepter toute interférence, y compris les interférences susceptibles de provoquer un fonctionnement indésirable de l'appareil.

l'appareil numérique du ciem conforme canadien CAN ICES-3 (B)/NMB-3(B).



Vous êtes responsable de remettre tous les appareils électriques et électroniques usagés à des points de collecte correspondants.

Pour en savoir plus:
www.quefairedemesdechets.fr



FR

**Les piles
et batteries
se recyclent**

À DÉPOSER
EN MAGASIN



OU

À DÉPOSER
EN DÉCHÈTTERIE



Points de collecte sur www.quefairedemesdechets.fr

 www.sgile.com

 support@sgile.com

⚠ WARNING:

CHOKING HAZARD - small parts
not suitable for children under 3 years.

⚠ WARNING:

ERSTICKUNGSGEFAHR - kleinteile
nicht für Kinder unter 3 Jahren geeignet.

⚠ AVERTISSEMENT:

RISQUE D'ÉTOUFFEMENT - petites pièces
pas adapté pour les enfants de moins de 3 ans.

⚠ AVVERTIMENTO:

RISCHIO DI SOFFOCAMENTO - piccole parti
non per bambini di età inferiore a 3 anni.

⚠ ADVERTENCIA:

PELIGRO DE ASFIXIA - piezas pequeñas
no para niños menores de 3 años.

⚠ WAARSCHUWING:

VERSTIKKINGSGEVAAR - kleine onderdelen
niet geschikt voor kinderen onder de 3 jaar.

EASTWEST ELECTRONIC COMMERCE CO., LIMITED | LEVEL 54 HOPEWELL CENTRE 183
QUEEN'S ROAD EAST HONG KONG

EASTWEST ELECTRONIC COMMERCE CO US LIMITED | 3500 SOUTH DUPONT
HIGHWAY, SUITE G106 DOVER, DE 19901 UNITED STATES

LIFEWIT LIMITED | FLAT 237, 233 HIGH STREET CROYDON SURREY ENGLAND CR0 1FY
UNITED KINGDOM

Lifewit GmbH | Friedenstraße 5 97072 Wuerzburg Germany

MADE IN CHINA

IN CHINA HERGESTELLT

FABRIQUÉ EN CHINE

FATTO IN CINA

HECHO EN CHINA

GEMAAKT IN CHINA

