

SGILE®

- GB US Stunt Car User Manual
- DE Stunt Auto Benutzerhandbuch
- FR Manuel d'utilisation de la Voiture de Cascade
- IT Manuale d'uso di Auto Acrobatica
- ES Manual de Usuario de Coche de Acrobacias
- NL Stuntauto Gebruiksaanwijzing

2.4
GHz

4WD

1:18

6+

GB US: It is indispensable to read these instructions thoroughly before the first usage. Retain instruction manual for future reference.

DE: Es ist unabdingbar, diese Anweisungen vor dem ersten Gebrauch gründlich zu lesen. Bewahren Sie die Bedienungsanleitung für die zukünftige Referenz auf.

FR: Il est indispensable de lire attentivement ces instructions avant la première utilisation. Conservez le manuel d'instructions pour référence future.

IT: È indispensabile leggere attentamente queste istruzioni prima del primo utilizzo. Conservare il manuale di istruzioni per riferimento futuro.

ES: Es indispensable leer estas instrucciones detenidamente antes del primer uso. Conserve el manual de instrucciones para la referencia futura.

NL: Het is noodzakelijk om deze instructies grondig door te lezen voor het eerste gebruik. Bewaar de handleiding voor toekomstig gebruik.

NO.SEY-2101

GB US**ILLUSTRATED PARTS LIST**

1 x Stunt Car
(Built-in 3.7V 680mAh
Li-polymer battery x 1)



1 x Remote Controller



1 x USB Cable



1 x Manual

CONTROLLER BATTERY INSTALLATION

2 x 1.5V AAA
(Not included)



Power Button

1. Open the battery cover using the screwdriver.
2. Load two 1.5V AAA batteries following the polarity markings (+ and -) inside the battery compartment.
3. Replace the battery cover and tighten the screws.

STUNT CAR CHARGING

1. Connect the USB cable with the charging port in car, then connect the cable with computer.
2. LED indicator light keeps on red when charging.
3. LED indicator light turns off when it's fully charged.

WARNING:

1. The car batteries need to be charged for 1-2 hours. And it can last for 25-30mins after being fully charged.
2. For the purposes of recharging the battery, only use the detachable supply unit provided with this toy. Unplug the USB cable after charging to avoid power loss.

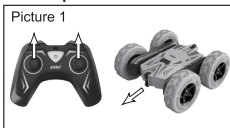
BATTERY USE INSTRUCTION AND CAUTIONS

1. Non-rechargeable batteries are not to be recharged.
2. Rechargeable batteries are only to be charged under adult supervision (for toys supplied).
3. Rechargeable batteries are to be removed from the toy before being charged.
4. Different types of batteries or new and used batteries are not to be mixed.
5. Batteries are to be inserted with the correct polarity.
6. Exhausted batteries are to be removed from the toy.
7. The supply terminals are not to be short-circuited.
8. Non-professionals shall not detach the batteries. When needed, it should be done by professionals; firstly, loose the screws and open the bonnet. Then weld the cable with soldering iron.
9. Do not squeeze, impale or throw the batteries into fire, it may have the risk of explosion.
10. Avoid placing the car in an extremely cold or hot environment for a long time. Extreme environments can reduce the battery life inside the car.
11. Charge the car batteries at least once per half year to keep its battery functional.

CONTROLLING THE STUNT CAR

1. Turn on the switch on the controller, and the indicator light flashes.
2. Turn on the switch on the car, and the indicator light flashes.
3. After frequency pair of car and controller, the indicator lights on car and controller stays on.
4. The side without screws is the front.

WARNING: If the pairing isn't finished, the indicator lights keep flashing. After 30s, the lights turn off and sleep. Please restart the controller and car when re-pairing.



**Only flips on the ground with high friction, such as grass, carpet.*



CARE & MAINTENANCE

1. Please use original USB charger. We suggest you charge it using a computer.
2. **WARNING!** Do not use the SGILE RC vehicle in road traffic.
3. Do not use the SGILE RC vehicle for transporting goods, persons or animals.
4. Never use the SGILE RC vehicle outdoors during rain or snowfall. The car must not be run through water, puddles and snow, and must always be kept stored in a dry place.
5. Avoid running on courses which are laid exclusively with sand.
6. Do not expose the SGILE RC vehicle to direct sunlight.
7. Never subject the SGILE car to repeated changes of load - that means continuously reversing it.
8. Never throw the car on the floor from a standing position.
9. The SGILE RC vehicle must be inspected before and after operation, each time it is used, to ensure that it has not become disassembled. Any screws or nuts that may have become loosened during operation must be tightened.

WEEE COMPLIANCE



Please help the environment by disposing of your product responsibly at the end of its life. The wheeled bin symbol indicates that this product should not be disposed of in your household waste containers. Instead, the product should be disposed of by using a designated collection point for the recycling of waste electrical and electronic equipment, The Waste of Electrical and Electronic Equipment(WEEE) Directive (2012/19/EU) requires that the best available recycling techniques be employed to minimize the impact on the environment. Recycling electronics helps by keeping harmful chemicals out of the environment, and also saves money by reusing precious metals. Remove any batteries and dispose of them and the product at your local authority recycling facility. For more information about where you can drop off your waste equipment for recycling, please contact your local city office, your household waste disposal service or the location where you purchased this product.



This symbol, showing refuse bins with a cross through them, denotes that empty batteries, rechargeable batteries, button cells, rechargeable battery packs, equipment batteries, disused electrical equipment, etc. should not be disposed of in domestic refuse, as they are harmful to the environment and health.

DECLARATION OF CONFORMITY

Hereby, Fujian EastWest Lifewit Technology Co.,LTD declares that this model including the controller conforms with the fundamental requirements of the following EC directives: EC Directives Toys (Safety) regulations 2011 and the other relevant regulations of Directive Radio equipment regulations 2014/53/EU.

UK
CA



AGE
6+

2.4
GHZ

The original declaration of conformity can be requested from <https://www.sgile.com/pages/compliance>.

Maximum radio-frequency power transmitted: -6.20dBm

Frequency range: 2408MHz-2478MHz

The appliance is only to be used with the power supply unit provided with the appliance. The use of a different power supply unit may lead to the permanent damage of the battery and neighbouring parts, as well as physical injury! Battery chargers used with the toy are to be regularly examined for damage to the cord, plug, enclosure and other parts, and in the event of such damage, they must not be used until the damage has been repaired. This toy is only to be connected to equipment bearing either of the following symbols:  or 

FCC COMPLIANCE STATEMENT

FCC ID: 2AZNY-SEY2101

This device complies with Part 15 of the FCC Rules. Operation is subject to the following two conditions:

- (1) this device may not cause harmful interference, and
- (2) this device must accept any interference received, including interference that may cause undesired operation.

NOTE: This equipment has been tested and found to comply with the limits for a Class B digital device, pursuant to part 15 of the FCC Rules.

These limits are designed to provide reasonable protection against harmful interference in a residential installation. This equipment generates, uses and can radiate radio frequency energy and, if not installed and used in accordance with the instructions, may cause harmful interference to radio communications. However, there is no guarantee that interference will not occur in a particular installation. If this equipment does cause harmful interference to radio or television reception, which can be determined by turning the equipment off and on, the user is encouraged to try to correct the interference by one or more of the following measures:

- Reorient or relocate the receiving antenna.
- Increase the separation between the equipment and receiver.
- Connect the equipment into an outlet on a circuit different from that to which the receiver is connected.
- Consult the dealer or an experienced radio/TV technician for help.

Changes or modifications not expressly approved by the party responsible for compliance could void the user's authority to operate the equipment.

Warning! This toy contains small parts which can be swallowed and is therefore not suitable for children under 3 years of age.



WARNING! danger of pinching during operation! Remove all packaging materials and wire fastenings before handing the toy over to the child. Please retain the packaging and address for information and in the event of any questions.

ISED STATEMENT

English: This device contains licence-exempt transmitter(s)/receiver(s) that comply with Innovation, Science and Economic Development Canada's licence-exempt RSS(s). Operation is subject to the following two conditions:

(1) This device may not cause interference.

(2) This device must accept any interference, including interference that may cause undesired operation of the device.

The digital apparatus complies with Canadian CAN ICES-3 (B)/NMB-3(B).

French: Cet appareil contient des émetteurs/récepteurs exempts de licence qui sont conformes aux RSS exempts de licence d'Innovation, Sciences et Développement économique Canada.

L'exploitation est soumise aux deux conditions suivantes :

(1) Cet appareil ne doit pas provoquer d'interférences.

(2) Cet appareil doit accepter toute interférence, y compris les interférences susceptibles de provoquer un fonctionnement indésirable de l'appareil.

l'appareil numérique du ciem conforme canadien CAN ICES-3 (B)/NMB-3(B).

This device meets the exemption from the routine evaluation limits in section 2.5 of RSS 102 and compliance with RSS 102 RF exposure, users can obtain Canadian information on RF exposure and compliance.

cet appareil est conforme à l'exemption des limites d'évaluation courante dans la section 2.5 du cnr - 102 et conformité avec rss 102 de l'exposition aux rf, les utilisateurs peuvent obtenir des données canadiennes sur l'exposition aux champs rf et la conformité.

This equipment complies with Canada radiation exposure limits set forth for an uncontrolled environment.

Cet équipement est conforme aux limites d'exposition aux rayonnements du Canada établies pour un environnement non contrôlé.

The device has been evaluated to meet general RF exposure requirement. This equipment should be installed and operated with minimum distance 0mm between the radiator & your body.

L'appareil a été évalué pour répondre aux exigences générales d'exposition aux RF.

Cet équipement doit être installé et utilisé avec une distance minimale de 0 mm entre le radiateur et votre corps.



Vous êtes responsable de remettre tous les appareils électriques et électroniques usagés à des points de collecte correspondants.

Pour en savoir plus:
www.quefairedemesdechets.fr



FR

Les piles
et batteries
se recyclent

À DÉPOSER
EN MAGASIN



OU

À DÉPOSER
EN DÉCHETTERIE



Points de collecte sur www.quefairedemesdechets.fr



www.sgile.com



www.facebook.com/sgiletoy



support@sgile.com

⚠️ WARNING:

CHOKING HAZARD - small parts
not suitable for children under 3 years.

⚠️ WARNUNG:

ERSTICKUNGSGEFAHR - kleinteile
nicht für Kinder unter 3 Jahren geeignet.

⚠️ AVERTISSEMENT:

RISQUE D'ÉTOUFFEMENT - petites pièces
pas adapté pour les enfants de moins de 3 ans.

⚠️ AVVERTIMENTO:

RISCHIO DI SOFFOCAMENTO - piccole parti
non per bambini di età inferiore a 3 anni.

⚠️ ADVERTENCIA:

PELIGRO DE ASFIXIA - piezas pequeñas
no para niños menores de 3 años.

⚠️ WAARSCHUWING:

VERSTIKKINGSGEVAAR - kleine onderdelen
niet geschikt voor kinderen onder de 3 jaar.

EASTWEST ELECTRONIC COMMERCE CO., LIMITED |
LEVEL 54 HOPEWELL CENTRE 183 QUEEN'S ROAD EAST
HONG KONG
EASTWEST ELECTRONIC COMMERCE CO US LIMITED |
3500 SOUTH DUPONT HIGHWAY, SUITE G106 DOVER, DE
19901 UNITED STATES
LIFEWIT LIMITED | FLAT 237, 233 HIGH STREET CROYDON
SURREY ENGLAND CR01FY UNITED KINGDOM
Lifewit GmbH | Friedenstraße 5 97072 Würzburg Germany

MADE IN CHINA
IN CHINA HERGESTELLT
FABRIQUÉ EN CHINE
FATTO IN CINA
HECHO EN CHINA
GEMAAKT IN CHINA

