

#### 4.6 Minimum Emission Bandwidth (6dB Bandwidth)

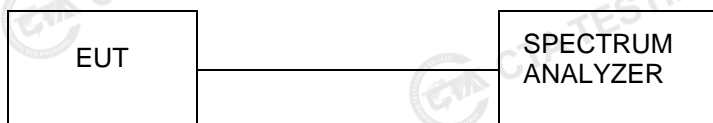
##### Limit

Within the 5.725-5.85 GHz band, the minimum 6 dB bandwidth of U-NII devices shall be at least 500 kHz.

##### Test Procedure

1. Set resolution bandwidth (RBW) = 100 kHz
2. Set the video bandwidth 3 x RBW.
3. Detector = Peak.
4. Trace mode = Max hold.
5. Measure the maximum width of the emission that is constrained by the frequencies associated with the two outermost amplitude points (upper and lower frequencies) that are attenuated by 6 dB relative to the maximum level measured in the fundamental emission.

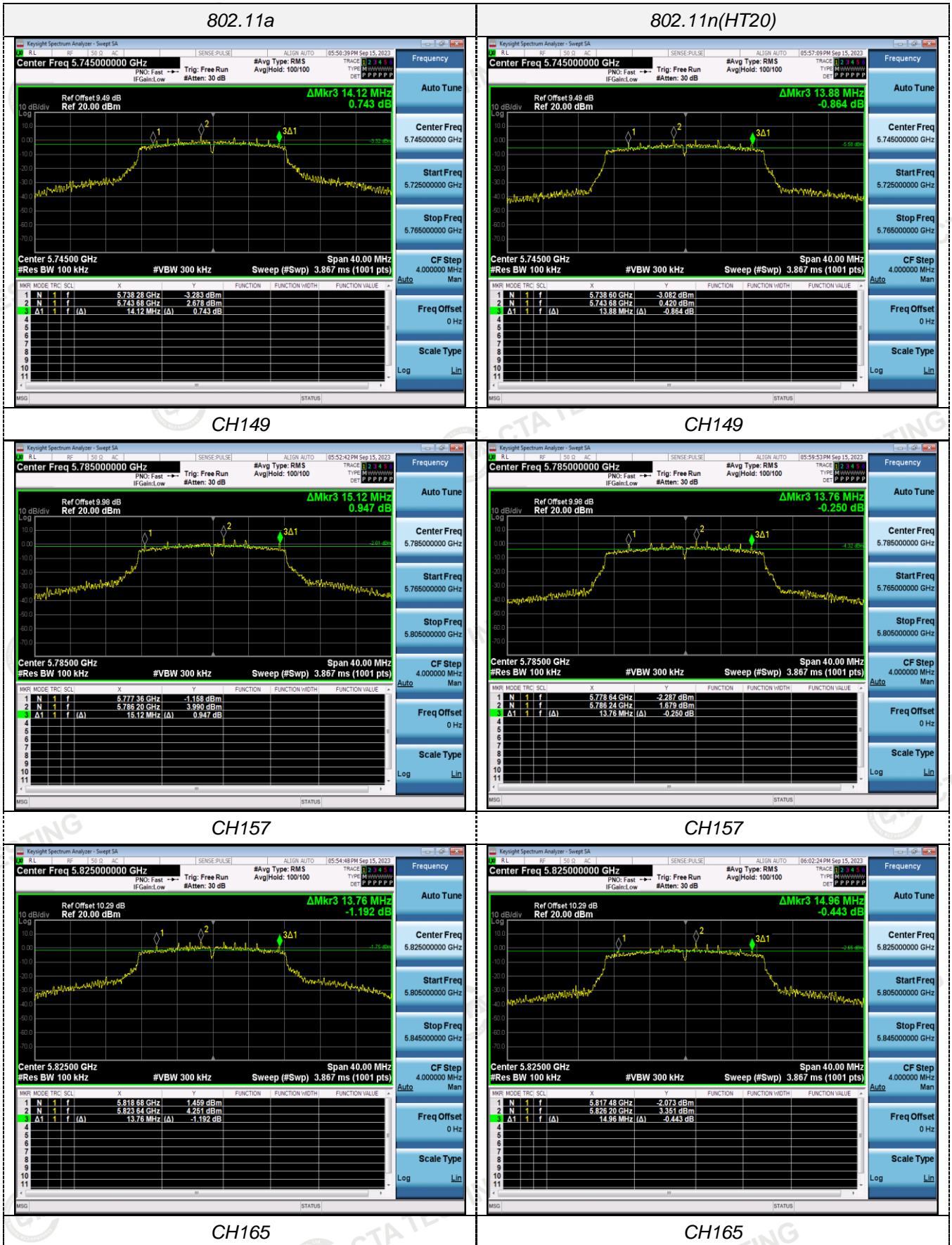
##### Test Configuration



##### Test Results

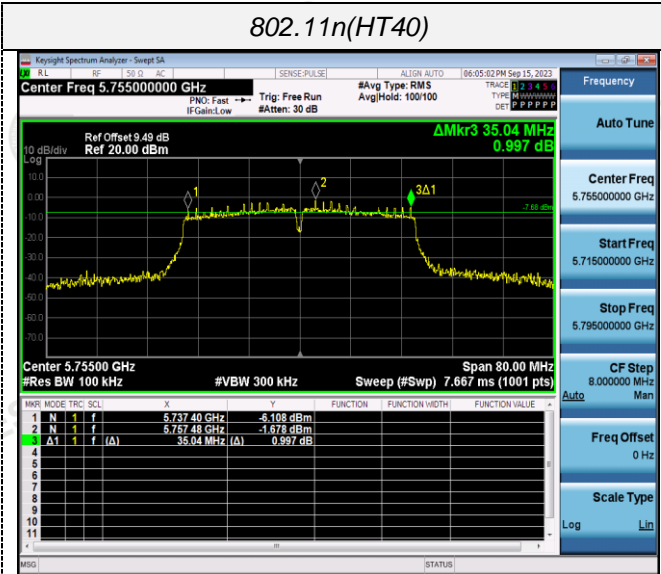
Type	Bands	Channel	6dB Bandwidth (MHz)	Limit (KHz)	Result
802.11a	U-NII 3	149	14.120	≥500KHz	Pass
		157	15.120		
		165	13.760		
802.11n(HT20)	U-NII 3	149	13.880		
		157	13.760		
		165	14.960		
802.11n(HT40)	U-NII 3	151	35.040		
		159	35.120		
802.11ac(HT20)	U-NII 3	149	16.080		
		157	15.040		
		165	13.760		
802.11ac(HT40)	U-NII 3	151	35.040		
		159	35.040		
802.11ac(HT80)	U-NII 3	155	75.040		

Test plot as follows:

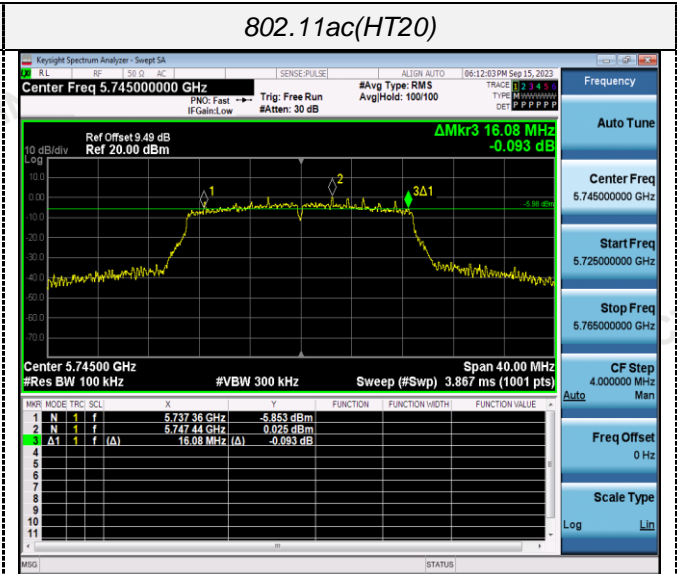




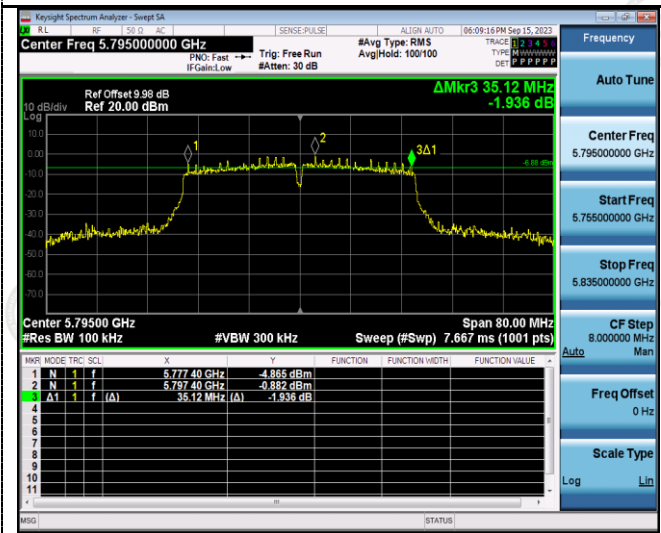
802.11n(HT40)



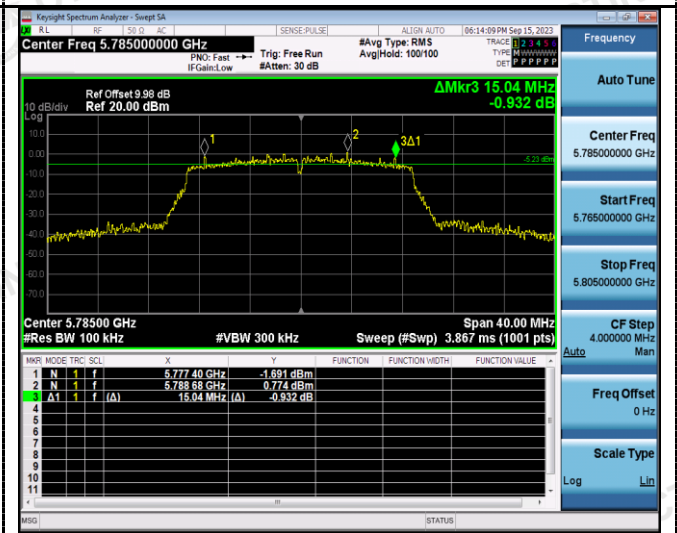
802.11ac(HT20)



CH151



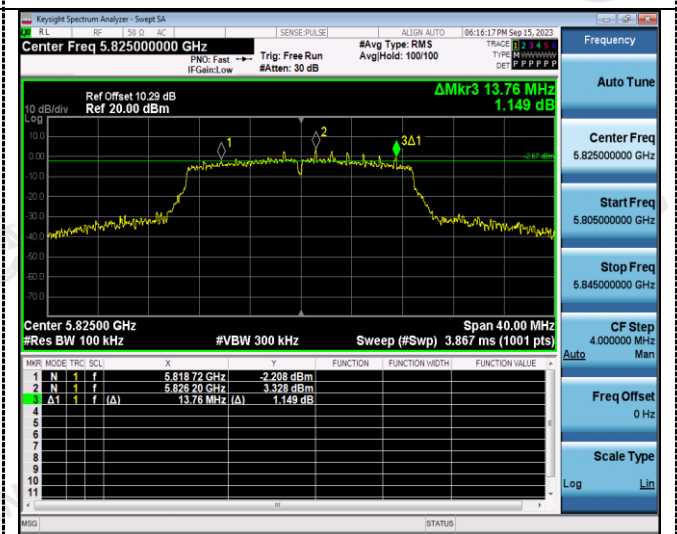
CH149



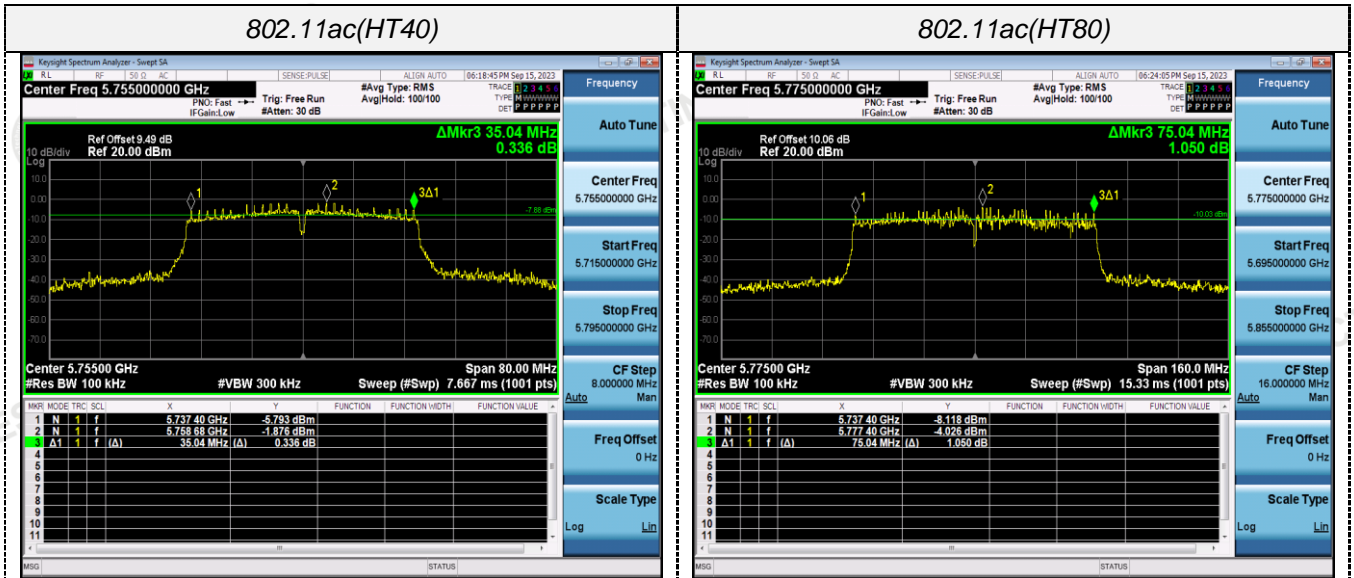
CH159



CH157

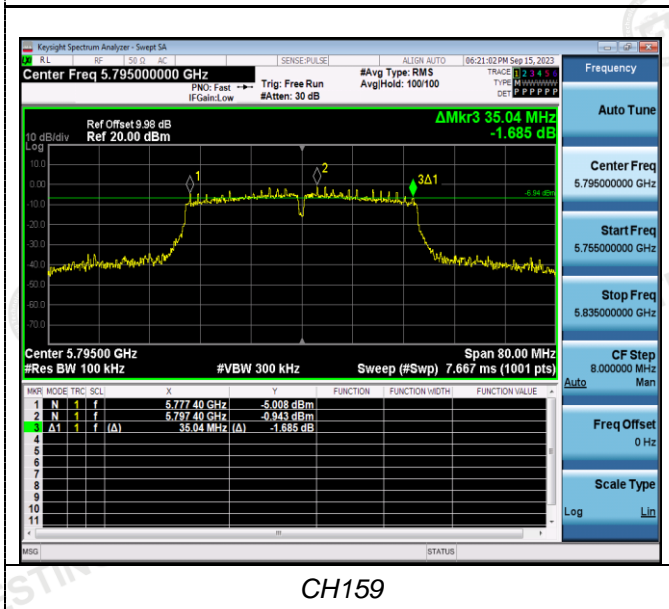


CH165



CH151

CH155



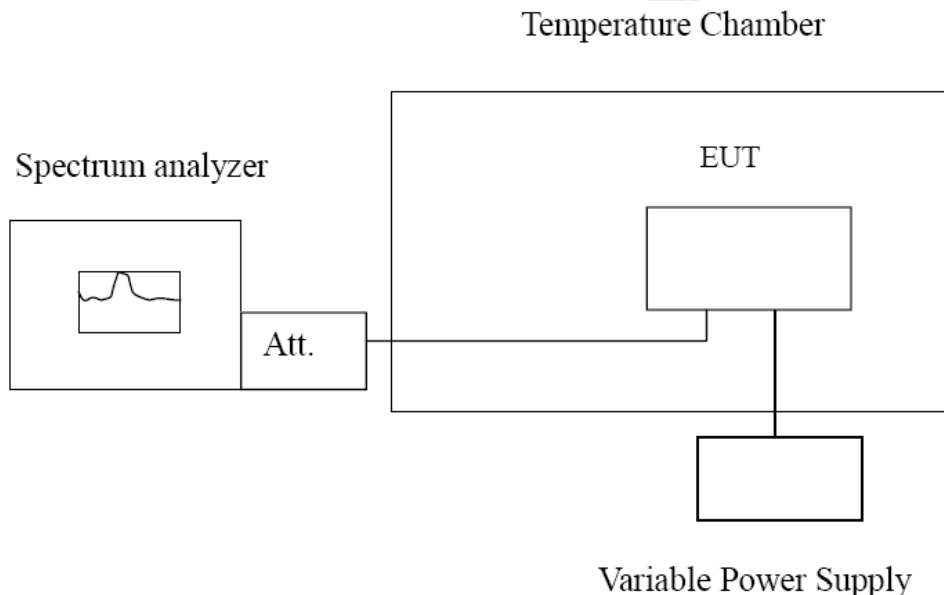
CH159

## 4.7 Frequency Stability

### LIMIT

Manufacturers of U-NII devices are responsible for ensuring frequency stability such that an emission is maintained within the band of operation under all conditions of normal operation as specified in the users manual.

### TEST CONFIGURATION



### TEST PROCEDURE

#### **Frequency Stability under Temperature Variations:**

The equipment under test was connected to an external AC or DC power supply and input rated voltage. RF output was connected to a frequency counter or spectrum analyzer via feed through attenuators. The EUT was placed inside the temperature chamber. Set the spectrum analyzer RBW low enough to obtain the desired frequency resolution and measure EUT 20°C operating frequency as reference frequency. Turn EUT off and set the chamber temperature to -30°C. After the temperature stabilized for approximately 30 minutes recorded the frequency. Repeat step measure with 10°C increased per stage until the highest temperature of +50°C reached.

#### **Frequency Stability under Voltage Variations:**

Set chamber temperature to 20°C. Use a variable AC power supply / DC power source to power the EUT and set the voltage to rated voltage. Set the spectrum analyzer RBW low enough to obtain the desired frequency resolution and recorded the frequency. Reduce the input voltage to specify extreme voltage variation ( $\pm 15\%$ ) and endpoint, record the maximum frequency change.

### TEST RESULTS

Record worst case as below:



Reference Frequency: 802.11ac channel=36 frequency=5180MHz					
Voltage ( V )	Temperature (°C)	Frequency error		Limit (ppm)	Result
		Hz	ppm		
DC 3.7	-30	110.62	0.021355	Within the band of operation	Pass
	-20	174.56	0.033699		
	-10	145.35	0.028060		
	0	146.71	0.028322		
	10	146.16	0.028216		
	20	99.73	0.019253		
	30	167.26	0.032290		
	40	129.30	0.024961		
DC 4.2	25	195.73	0.037786		
DC 3.4	25	118.53	0.022882		

Reference Frequency: 802.11ac channel=149 frequency=5745MHz					
Voltage ( V )	Temperature (°C)	Frequency error		Limit (ppm)	Result
		Hz	ppm		
DC 3.7	-30	135.80	0.023638	Within the band of operation	Pass
	-20	129.70	0.022576		
	-10	167.53	0.029161		
	0	169.83	0.029561		
	10	136.40	0.023742		
	20	144.98	0.025236		
	30	116.77	0.020326		
	40	168.56	0.029340		
DC 4.2	25	150.54	0.026204		
DC 3.4	25	129.92	0.022614		

## 5 Test Setup Photos of the EUT



## **6 Photos of the EUT**

Reference to the test report No. CTA23091100501

\*\*\*\*\* End of Report \*\*\*\*\*