



# SPECIFICATION FOR APPROVAL

**CUSTOMER/PROJECT:** Shenzhen CTV Int Cloud Technology Co., Ltd

**CUSTOMER P.N.:** \_\_\_\_\_

**PRODUCT NAME:** 868&915 LTE ANT

**MODEL NO.:** 32J002A

**SPECIFICATION:** \_\_\_\_\_

SUPPLIER AUTHORIZED SIGNATURE		
PREPARED	CHECKED	APPROVED
Mark		

CUSTOMER AUTHORIZED SIGNATURE			
PM		QE	

Please return to us one copy of "SPECIFICATION FOR APPROVAL" with your approved signature.

**ADD: No.358 Liuyuan RD., Baoshan Urban Industrial District., Shanghai, P.R.China.**  
**TEL: +86-21-66276925(26/29/35) - 615**

## Content

2 Test equipment .....	3
3 Working frequency band .....	3
4 Test project .....	3
4.1 VSWR plot .....	4
4.2 Simth plot .....	4
4.3 Radiation pattern .....	4
4.4 Gain & Efficiency .....	4
4.5 TRP&TIS .....	4
5 Antenna parameter .....	4
5.1 VSWR .....	4
5.1.1 VSWR plot .....	4
5.1.2 VSWR data .....	5
5.2 Simth plot .....	5
5.3 Radiation pattern .....	6
5.3.1 H-plane .....	6
5.3.2 E-plane .....	7
5.4 UGain & Efficiency .....	9
6 Environmental treatment suggestions .....	9
7 Impedance matching .....	9
8 Antenna plan .....	10
9 Antenna installation guide .....	11
9.1 Antenna installation instructions .....	11
10 Other .....	11

## 1 Noun explanation

dBi	Decibel relative isotropic antenna
Tx	Transmit frequency
Rx	Receive frequency
TRP	Total Radiated Power
TIS	Total Isotropic Sensitivity
VSWR	Voltage Standing Wave Ratio
GSM	Global Service for Mobile communication
DCS	Digital Communication System
CDMA	Code Division Multiple Access
WCDMA	Wideband Code Division Multiple Access

## 2 Test equipment

network analyzer  
Agilent8960  
SATIMO64 chamber

## 3 Working frequency band

The yellow Identification is the using band

band	Frequency
GSM800	824MHz~896MHz
GSM900	890MHz~915MHz
DCS1800	1710MHz~1785MHz
PCS1900	1850MHz~1910MHz
CDMA800	825MHz~835MHz
WCDMA900	880MHz~915MHz
WCDMA2100	1920MHz~1980MHz
NB-B5	824MHz~896MHz
NB-B8	890MHz~915MHz
868M-915M	868M-915M

## 4 Test project

4.1 VSWR plot

4.2 Simth plot

4.3 Radiation pattern

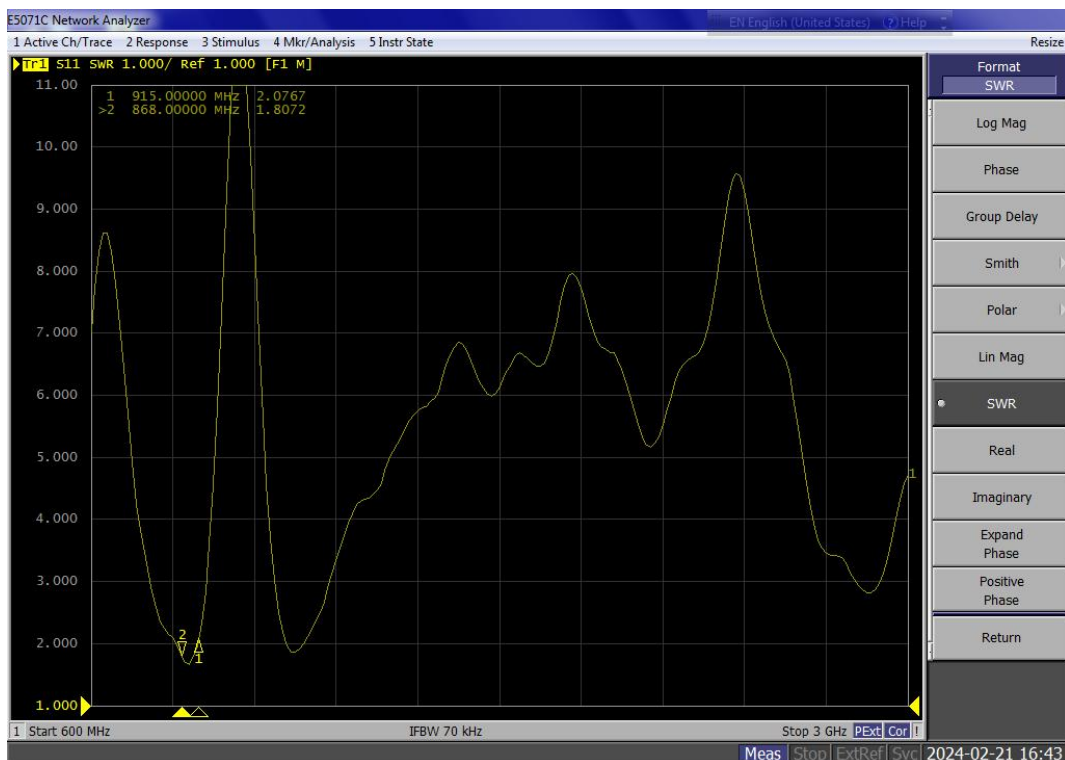
4.4 Gain & Efficiency

4.5 TRP&TIS

## 5 Antenna parameter

5.1 VSWR

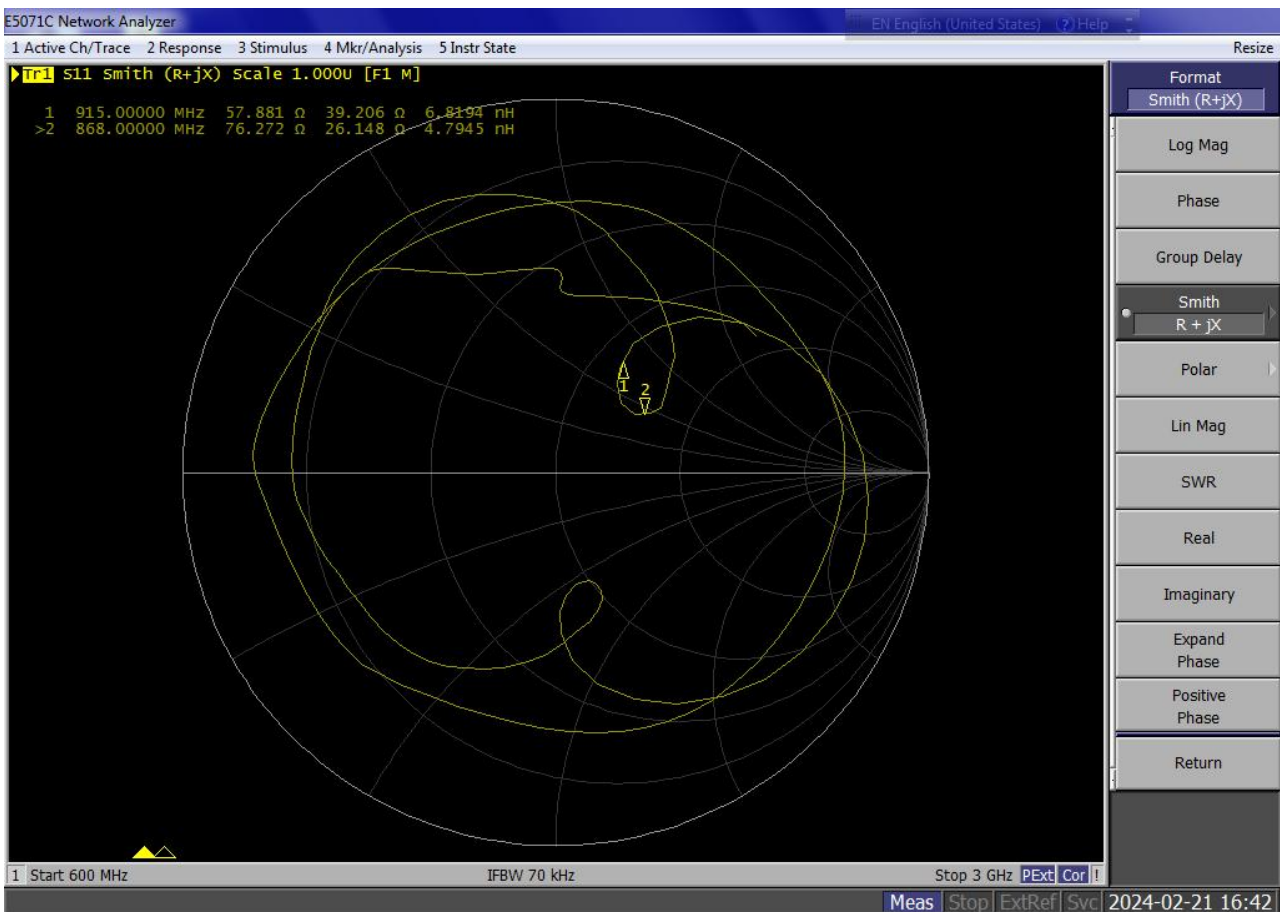
5.1.1 VSWR plot



5.1.2 VSWR data

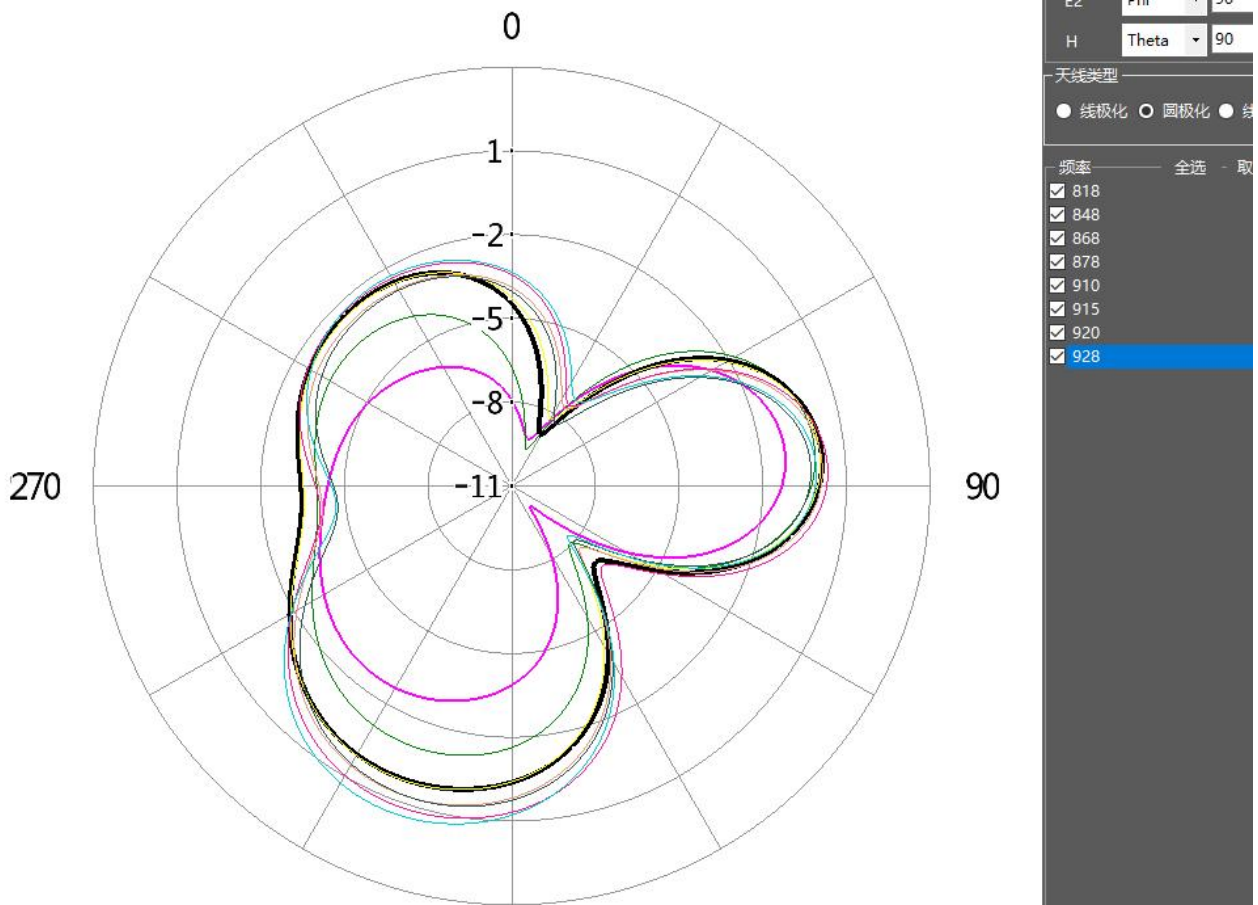
Freq/MHz	868	915
VSWR	1.50	2.07

5.2 Smith plot



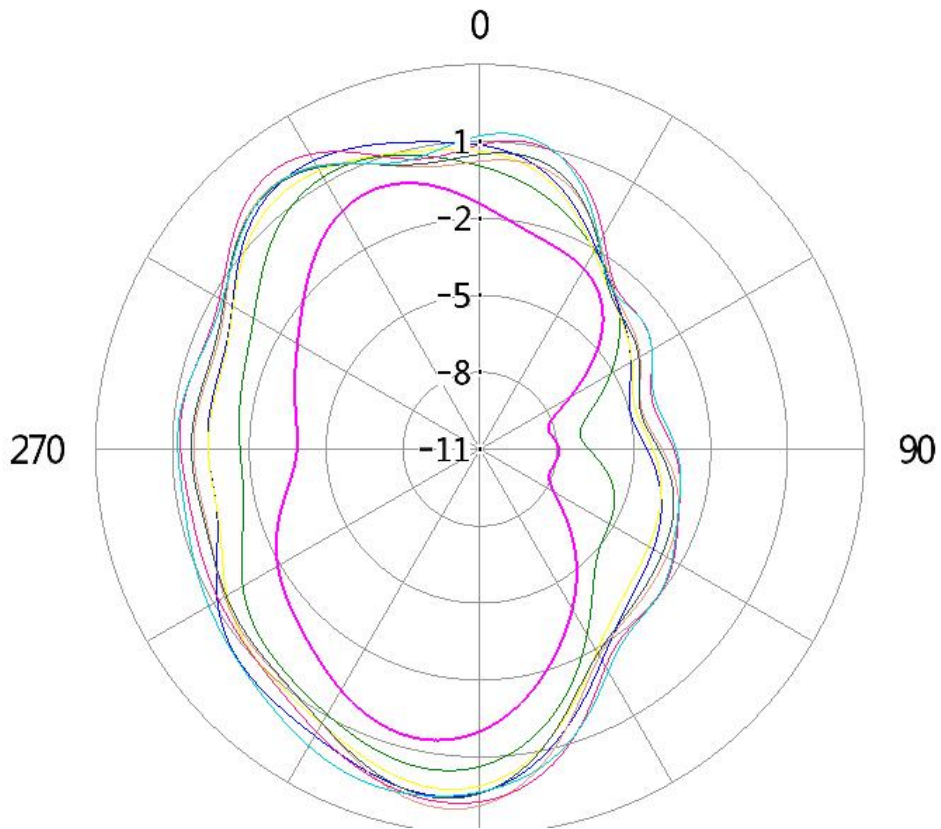
### 5.3 Radiation pattern

#### 5.3.1 H-plane



5.3.2 E-plane

**E1**



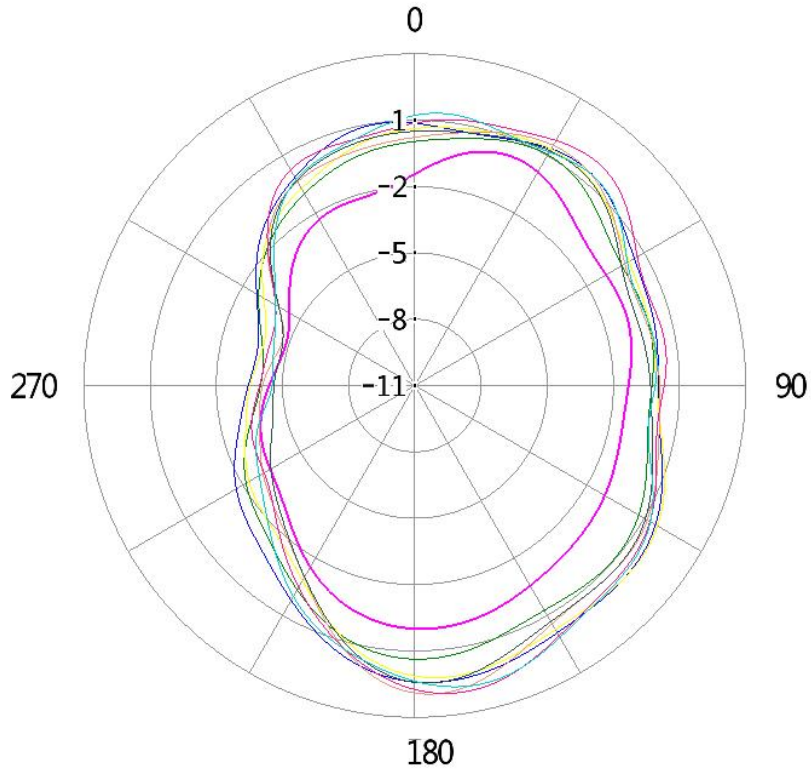
天线类型

线极化  圆极化  线极化

频率 全选 取消全选

- 818
- 848
- 868
- 878
- 910
- 915
- 920
- 928

### E2



E2 Phi 90  
H Theta 90

天线类型  
 线极化  圆极化  线极化

频率 全选 取消全选

- 818
- 848
- 868
- 878
- 910
- 915
- 920
- 928



## 5.4 UGain & Efficiency

Frequency(MHz)	Peak Gain(dBi)	Efficiency(%)
848	1.64	45.06
868	2.64	47.78
878	2.43	48.38
910	3.14	50.81
915	3.11	54.33
920	2.73	47.96

## 6 Environmental treatment suggestions

Environment does not need treatment

## 7 Impedance matching

Impedance does not need treatment





## **9 Antenna installation guide**

### 9.1 Antenna installation instructions

## **10 Other**