

CUSTOMER : Standard

DATE : 2020. 08. 22

REV : Rev. 1.0

SPECIFICATIONS FOR APPROVAL

REBL-MZ29E

Model	Model Name	Customer P/N
2.9" Mono Graphic (Freezer)	REBL-MZ29E	-

RoHS
Compliant

APPROVAL	REMARK	APPENDIX	DESIGNED	CHECKED	APPROVED
			2020.08.22	2020.08.22	2020.08.22
			K.S.AN	I.U.KIM	I.U.KIM

SPECIFICATION

MODEL	REBE-MZ29E	REV. No.	Rev. 1.3
REG. DATE	2020.08.22	PAGE	18
REV. DATE	2023.05.18	-	-

Revision History

Revision	Date	Contents of Revision Change	Remark
1.0	'20.08.22	First release	-
1.1	'23.04.01	Modified 'TABLE OF CONTENTS'	J.S.YEON
1.2	'23.04.21	Add Certification	K.S. AN
1.3	'23.05.18	H/W Block Diagram modified	K.S. AN

TABLE OF CONTENTS

1. Application	3/18
2. Quality	3/18
3. Appearance and Characteristics	3/18
4. Overall Service Scenario	4/18
5. General Features	5/18
6. Absolute Maximum Rating	7/18
7. Electrical Specification	8/18
8. Mechanical Information	9/18
9. User Quick Manual	12/18
10. Packaging	14/18
11. Disclaimers	17/18
12. Certification	18/18

1. Application

This Specification is Applied to ATEC IoT Wireless Electronic Shelf Label. (ATEC IoT ESL)
ATEC IoT ESL is used by retailers for displaying product pricing or information on shelves. Typically, electronic display modules are attached to the front edge of retail shelving. These modules use Electrophoretic Display (EPD) or similar screen technologies to show the current product price to the customer.

A communication network allows the price display to be automatically updated whenever a product price is changed.

2. Quality

Quality should meet each condition which mentioned on this specification. However, the items which are not mentioned on this specification follow the inspection agreements and standards which are agree with both companies.

3. Appearance and Characteristics

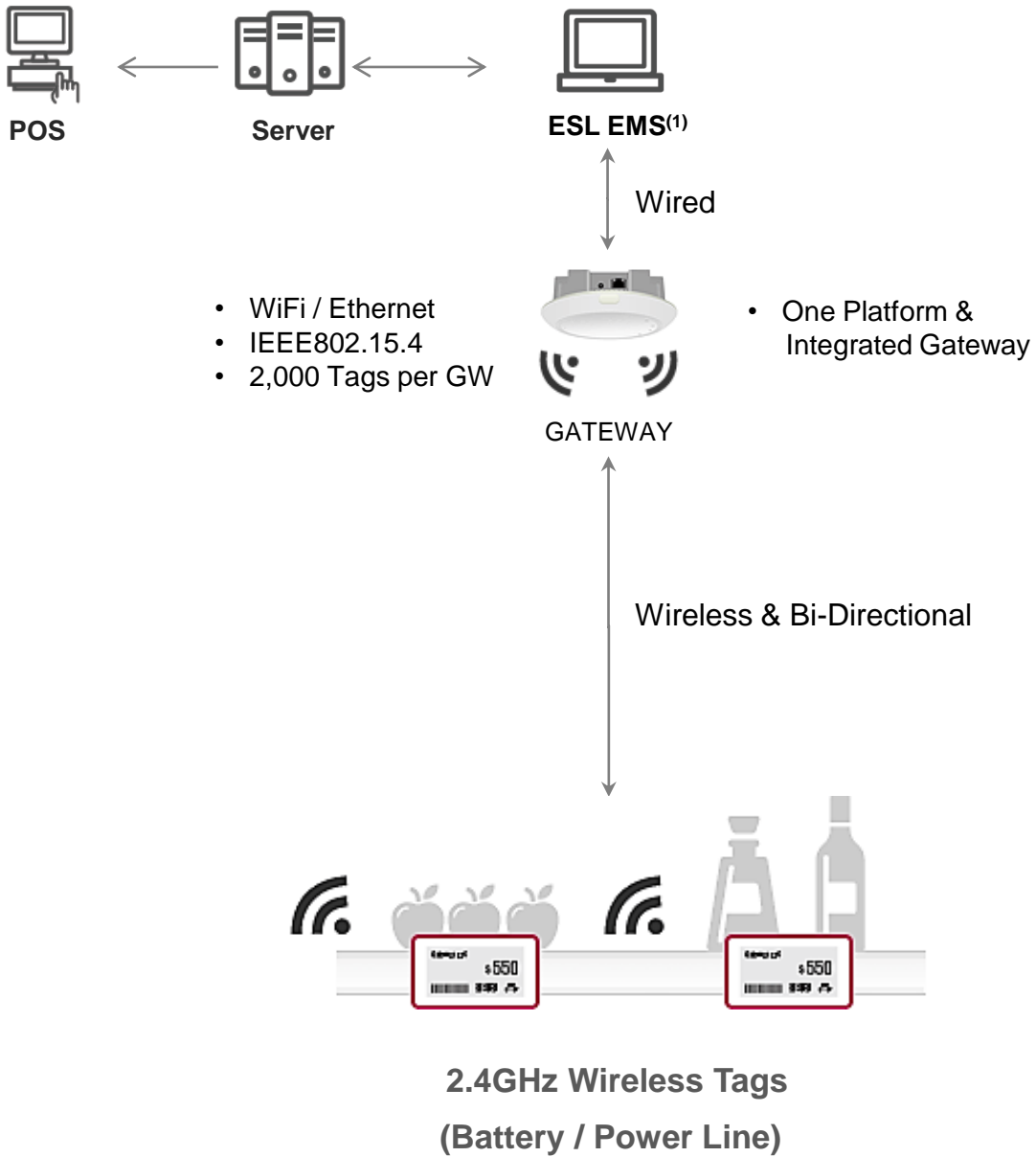
3.1. Appearance

Appearance should not be contaminated by harmful materials and should not have cracks, etc. Mechanical dimensions should meet the contents of clause 9.

3.2. Characteristic

Electrical Characteristics should meet the contents of clause 7.

4. Overall Service Scenario



(1) EMS : ESL Management Software

5. General Features

5.1. Description

Item	Description	
Size	93 x 45 x 15.7mm	
Weight	Typ. 68g (Included Battery)	
Digital Display	Type : Electrophoretic Display Size : 29.06 x 66.90 mm Resolution / DPI : 128(H) x 66.9(V) Pixel / 112	
Display Color	2-Color (Black/White)	
Power	Rate : 3.0 V / 100 mA CR2450 Coin Battery 3in1 PKG* 1 set Battery Capacity : Max. 1,650 mAh Battery life time: 1 year at -15°C ⁽¹⁾ (Image update 2 times per day)	
NFC ⁽²⁾	Operating frequency of 13.56 MHz (Receiving Only)	
Network	802.15.4	2.4GHz IEEE802.15.4 compliant RF Transceiver
	Security	Robust wireless network (ATEC IoT own protocol)
	Protocol	Compatible with ATEC IoT protocol communication devices
	Comm. Range	Max. 30m (Under LoS) ⁽³⁾⁽⁴⁾

- [Notice]** (1) The battery life time depends on operating conditions (Temperature, humidity, wireless environment, image update count...etc)
 (2) Refer to clause 9.2.1 about NFC Function
 (3) LoS (Line of Sight) : Without any sort of an obstacle between a gateway and end devices.
 (4) Communication Range depends on surrounding environment.

6. Absolute Maximum Rating

6.1. Environmental Conditions

The normal operating environmental conditions are those as below. In such conditions, ESL must be in conformity with the present specification. The conformity to such requirement must be certified by the manufacturer.

Parameter	Condition	Min.	Typ.	Max.	Unit
Operating Environment ⁽¹⁾	Temperature	-25	-15	10	°C
	Humidity	IP Certificated			
Storage Environment ⁽²⁾	Temperature	-25	25	75	°C
	Humidity	45	55	65	%RH

[Notice] (1) Tag can operate at -25~40°C. Tag can operate at -25~10°C.

(2) Excessive moisture and liquid can shorten the life of this device.

(3) Getting a magnetic close to the tag can be degraded the performance.
(wireless communication, remote controller, etc)

(4) When storing the tag, change it to a white screen,
and maintain the proper temperature and humidity.

(5) After receiving the product, it should be installed within 3 months

(6) The display glass may break when it is dropped or bumped on a hard surface.

(7) In any case, IP rating couldn't be guaranteed if the tag is disassembled.

6.2. Electrical Conditions

The operating electrical conditions are those as below. In such conditions the ESL must be in conformity with the present specification. All devices can be damaged or non-operated over the specification as below. The conformity to such requirement must be certified by the manufacturer.

Parameter	Condition	Min	Typ.	Max	Unit
Supply Voltage	DC Power Supply	2.6 ⁽¹⁾	3.0	3.3	V
Power Consumption	@ 3.0~3.3V	-	-	100	mA
ESD Protection	Air Condition @Soft Fail	-8	-	+8	kV

[Notice] (1) Minimum operating voltage in frozen environment is 2.6V (typical : -15'c)
- The temperature getting higher, the Min.Voltage getting lower

7. Electrical Specification

7.1. IEEE802.15.4

ATEC IoT ESL Tag supports IEEE802.15.4.

7.2. General Specification

- Standard : Only IEEE802.15.4 PHY
- Frequency : 2405 ~ 2480MHz
- Channel : 16CH. (5MHz Spacing)
- Modulation : DSSS/O-QPSK
- Max. Data Rate : 250Kbps

7.3. Electrical Specification

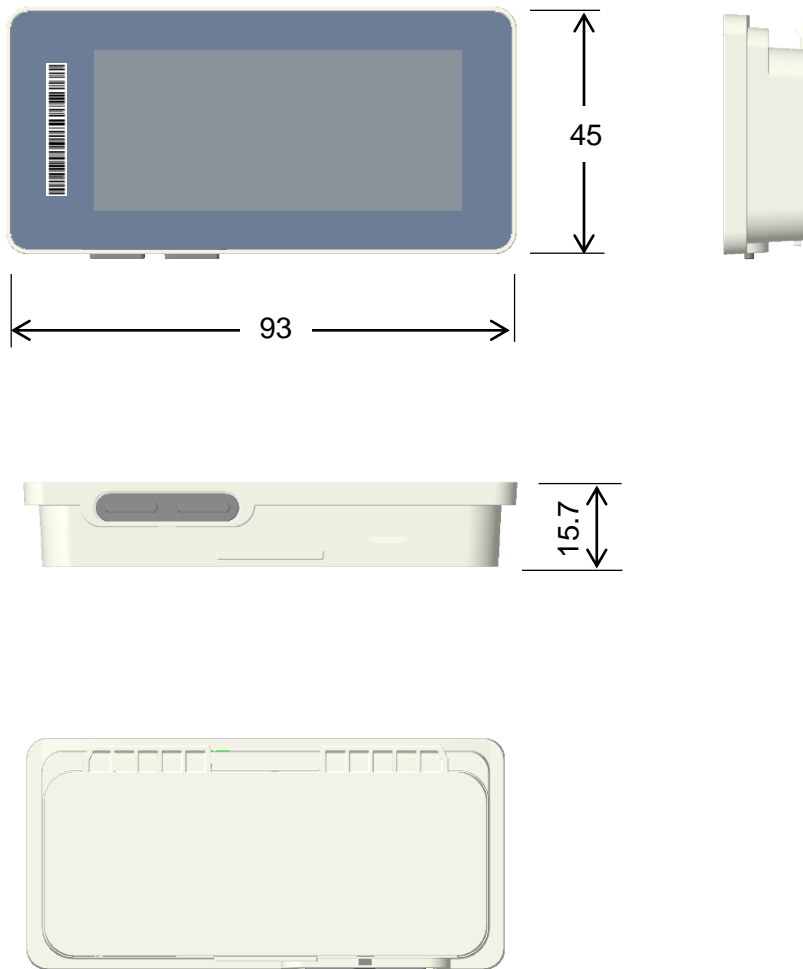
- Channel power depend on each country regulations (EX. KC, etc)
- The electrical specification which is shown below is ATEC IoT internal specification.
- All values depend on surrounding environment and current statement of access point

RF Performance					
Parameter	Condition	Min	Typ	Max	Unit
Output Power	-	-24	-	-	dBm
Receiver Sensitivity	PER=1% (Required -85dBm)	-85	-	-	dBm
Maximum Input Level	PER=1% (Required -20dBm)	-	-	-20	dBm
Frequency Tolerance	Required Max. ± 75 kHz	-75	-	75	kHz
Error Vector Magnitude	Required Max. 22%	-	14	22	%

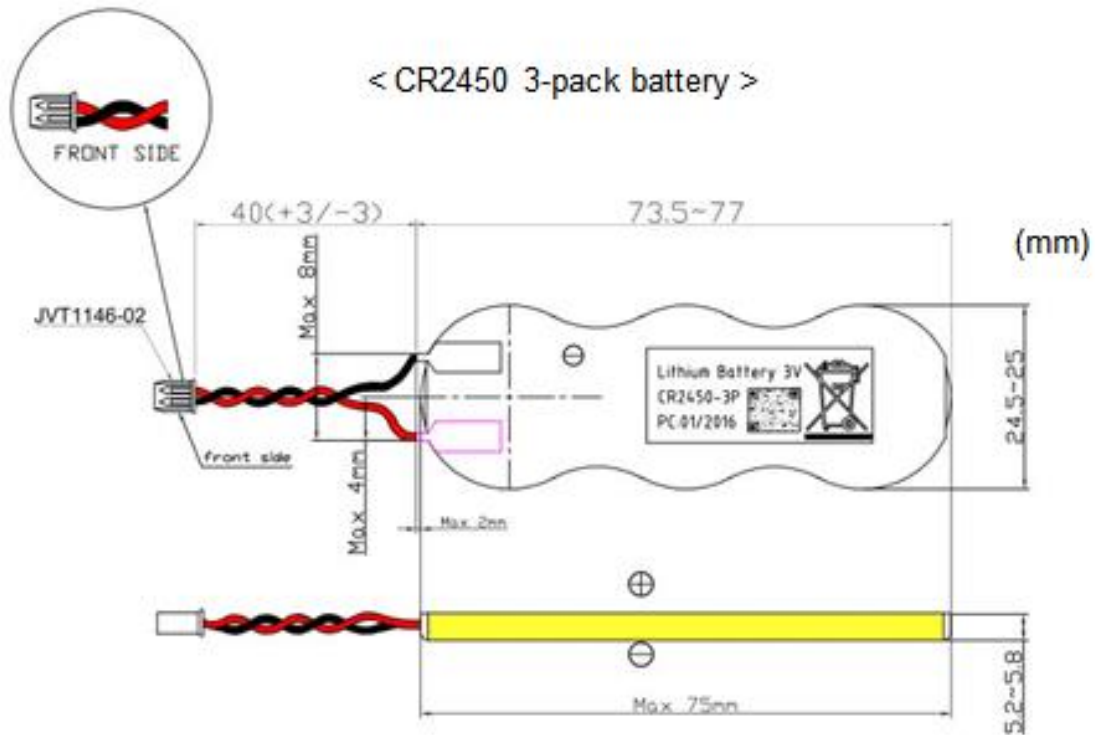
8. Mechanical Information

8.1. Mechanical Dimension

Size	93 x 45 x 15.7 (mm)
Weight	Typ. 68 g



8.2. Battery Dimension

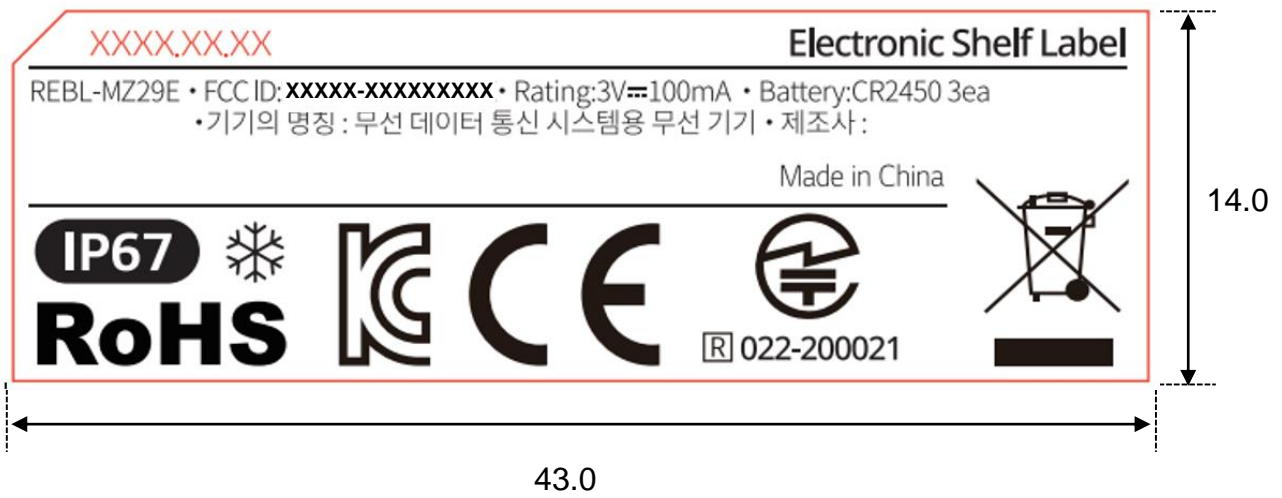


Item	Description
Dimensions	MAX 77 x 25 x 5.8(mm)
Capacity	1650mAh

8.3. Label Specification













8.3.1. Product Label Specification

unit : mm



9. User Quick Manual

9.1. Tag Information

Symbol	Mode	Function	Image
	Deep Sleep	Initial Mode	
	Connected	Connected to Gateway	
	Disconnected	Disconnected to Gateway	
	Low Battery	Battery change Recommended	
	Empty Battery	Battery Discharged	
	Busy	Ready to image download	

[Notice]

* In this status of low battery, we can not ensure any normal operations.

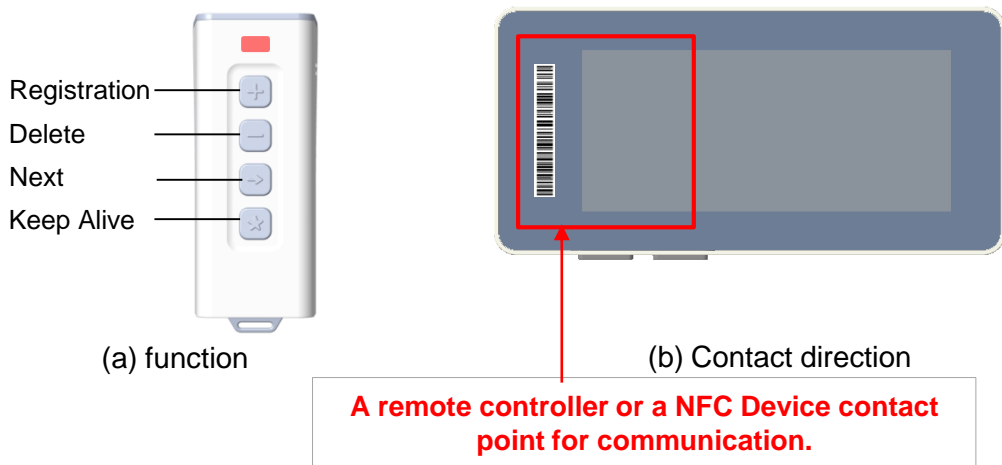
* After change battery, the tag's display will be changed to normal status within next keep alive interval

9.2. Description & Function

9.2.1. Remote Control Function

Remote control device provides customer with several functions as below

- Waking Tag up from sleep mode
- Updating new purchase image on Tag
- Deleting purchase image on Tag
- Returning a Tag to be factory settings

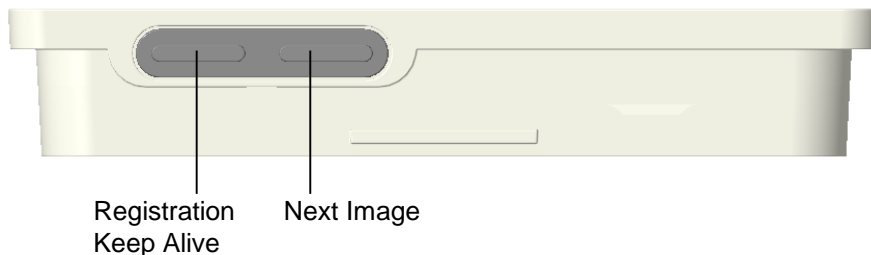


< Remote control device >

9.2.2. Button Function

Two buttons provide customer with several functions as below

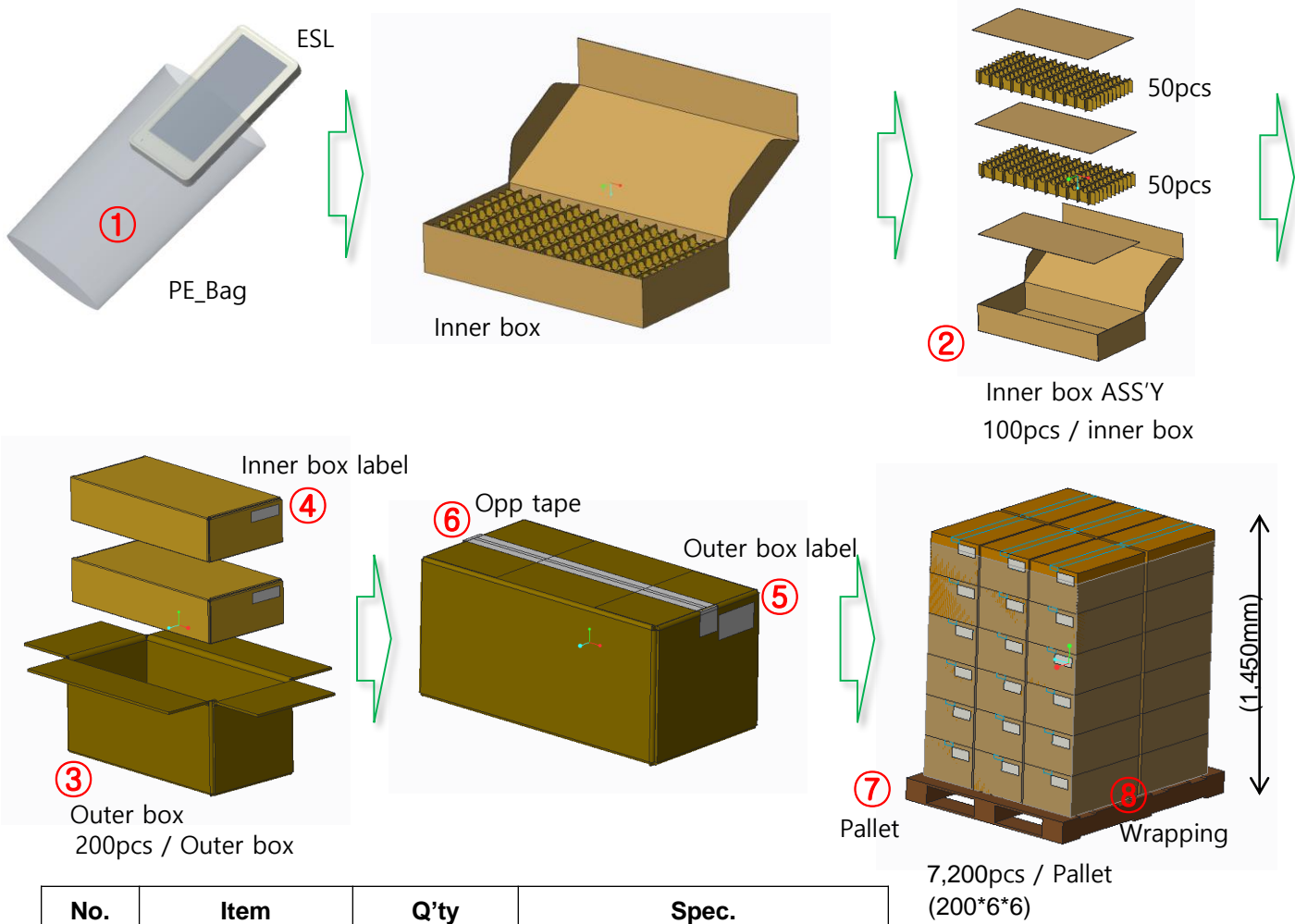
- Waking Tag up from sleep mode
- Updating new purchase image on Tag
- Changing purchase image on Tag



< Button Function >

10. Packaging

10.1. Packaging Specification



No.	Item	Q'ty	Spec.
①	PE_BAG	1	1. Material : LDPE 2. Size : 155*80mm
②	Inner box Ass'y	0.01	1. Material : Corrugated paper 2. Size : 535*265*100mm
③	Outer box	0.005	1. Material : Corrugated paper 2. Size : 555*270*215mm
④	Inner box Label	0.01	1. Material : Art paper 2. Size : 100*30mm
⑤	Outer box Label	0.005	1. Material : Art paper 2. Size : 100*50mm
⑥	OPP Tape	-	1. Material : PE 2. Size : Width 50mm
⑦	Pallet	0.0001389	1. Material : Wood 2. Size : 1100*920*100
⑧	Wrapping	-	1. Material : PE

10.2. Packaging Label Specification

10.2.1. Inner Box Label Specification

Unit : mm

Inner Box ATEC IoT Suzhou, CHINA		2018-10-31	
 12345678-100		Q'ty	100
Part No.	Customer P/N	Inspection	
ATEC IoT P/N	REBL-MZ29E		
Lot No.	 I1844A31B10001		

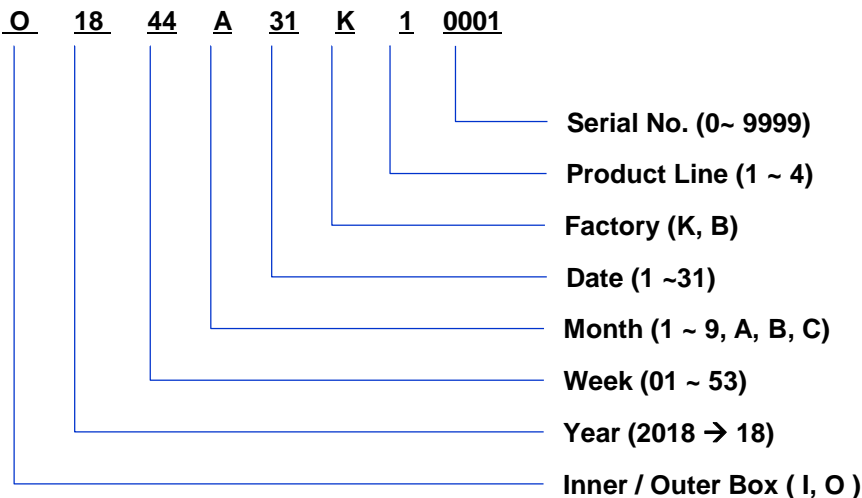
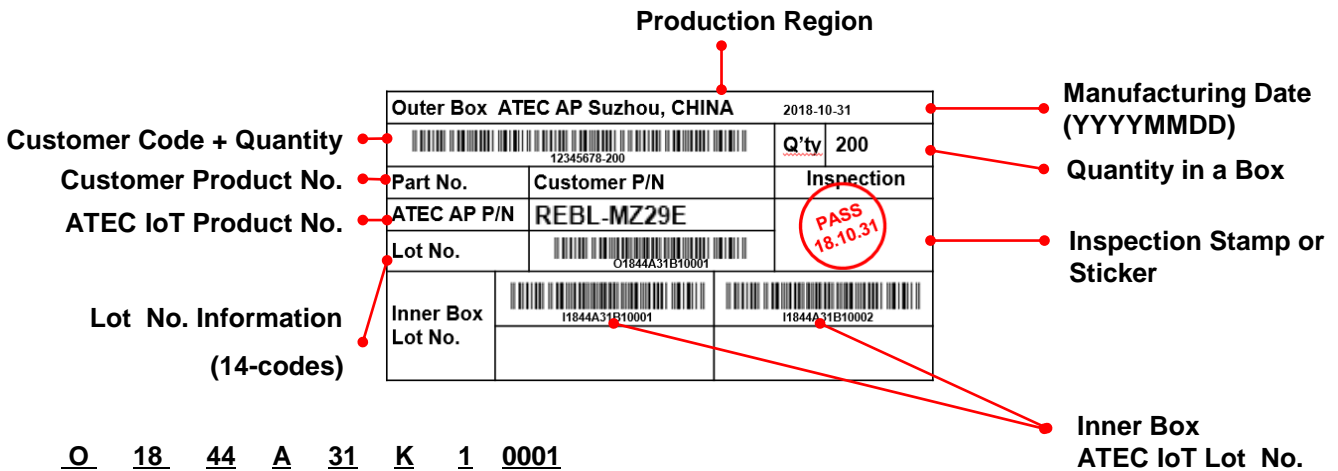
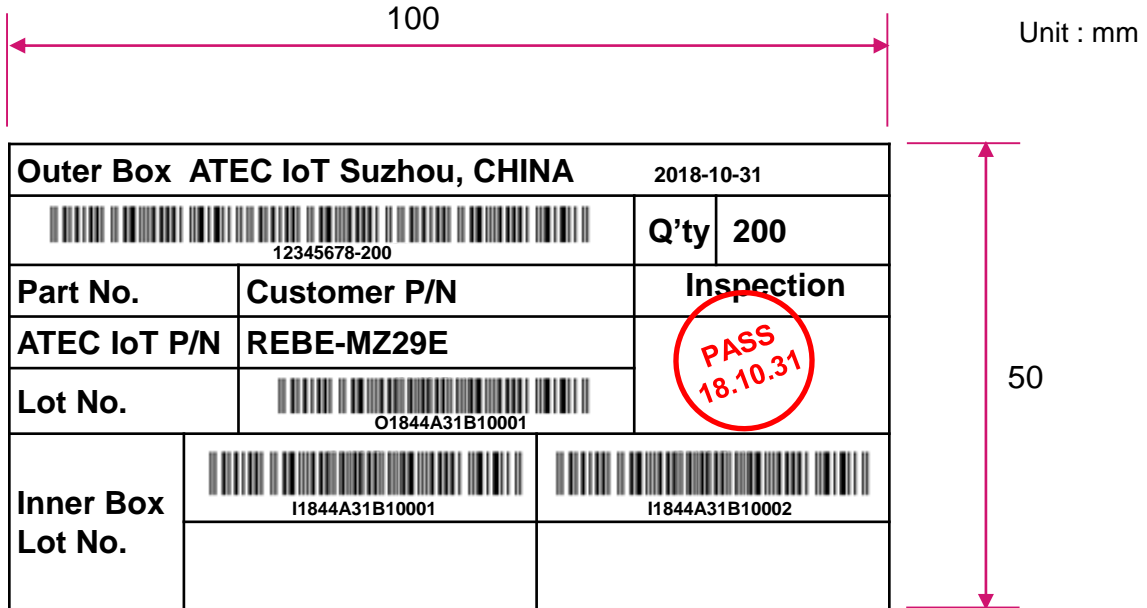
Production Region

	Inner Box ATEC AP Suzhou, CHINA		2018-10-31
Customer Code + Quantity	 12345678-100		Q'ty 100
Customer Product No.	Part No.	Customer P/N	Inspection
ATEC IoT Product No.	ATEC AP P/N	REBL-MZ29E	
Lot No. Information (14-codes)	Lot No.	 I1844A31B10001	

Manufacturing Date (YYYYMMDD)
Quantity in a Box
Inspection Stamp or Sticker

<u>I</u>	<u>18</u>	<u>44</u>	<u>A</u>	<u>31</u>	<u>K</u>	<u>1</u>	<u>0001</u>
							Serial No. (0~ 9999)
							Product Line (1 ~ 4)
							Factory (K, B)
							Date (1 ~31)
							Month (1 ~ 9, A, B, C)
							Week (01 ~ 53)
							Year (2018 → 18)
							Inner / Outer Box (I, O)

10.2.2. Outer Box Label Specification



11. Disclaimers

- *ATEC IoT* is not responsible for any damages caused by any accidents or operational environments exceeding the absolute maximum ratings.
- Consultation with *ATEC IoT* is recommended for unassured environments or operations to avoid any possible malfunctions or damages of the products or risk of life or health.
- Any unauthorized, without prior written consents, from *ATEC IoT* disassembly is prohibited if purposed for reverse-engineering. All defected devices must be reported to *ATEC IoT* and not to be disassembled or analyzed.
- The product information can be modified and upgraded without prior notice.

12. Certification

a. Rule Part 15.19(a)(3): This device complies with part 15 of the FCC Rules. Operation is subject to the following two conditions: (1) This device may not cause harmful interference, and (2) this device must accept any interference received, including interference that may cause undesired operation.

b. Rule Part 15.21: The users manual or instruction manual for an intentional or unintentional radiator shall caution the user that changes or modifications not expressly approved by the party responsible for compliance could void the user's authority to operate the equipment.

Note: This equipment has been tested and found to comply with the limits for a Class B digital

NOTE: This equipment has been tested and found to comply with the limits for a Class B digital device, pursuant to part 15 of the FCC Rules. These limits are designed to provide reasonable protection against harmful interference in a residential installation. This equipment generates, uses and can radiate radio frequency energy and, if not installed and used in accordance with the instructions, may cause harmful interference to radio communications. However, there is no guarantee that interference will not occur in a particular installation. If this equipment does cause harmful interference to radio or television reception, which can be determined by turning the equipment off and on, the user is encouraged to try to correct the interference by one or more of the following measures:

- Reorient or relocate the receiving antenna.
- Increase the separation between the equipment and receiver.
- Connect the equipment into an outlet on a circuit different from that to which the receiver is connected.
- Consult the dealer or an experienced radio/TV technician for help