


9KHz~30MHz:

Power by the DC port




Power by the LAN port




30MHz~1GHz:

Power by the DC port



Power by the LAN port




Above 1GHz:

Power by the DC port



Power by the LAN port



1.1 Conducted Emission

Power by the DC port

