



TEST SETUP PHOTOS

Report Number: 14841575-EP1V1

1. SCOPE

The purpose of this document is to show test setup diagrams and photos for the following reports

Reports
14841575-E1


2. SETUP PHOTOS

RADIATED RF MEASUREMENT SETUP


9 KHz - 30 MHz (FRONT)




9 KHz - 30 MHz (BACK)




30 - 1000 MHz (FRONT)




30 - 1000 MHz (BACK)





1 - 18 GHz (FRONT)




1 - 18 GHz (BACK)



RADIATED RF MEASUREMENT SETUP

RADIATED RF MEASUREMENT SETUP

RADIATED RF MEASUREMENT SETUP

TEMPERATURE CHAMBER SETUP

Frequency Stability

