

FULL, LATEST USER GUIDE IS ONLINE:

English, Español, Deutsch Français, Nederlands, 日本語, 한국어, and others



www.lioness.io/guide

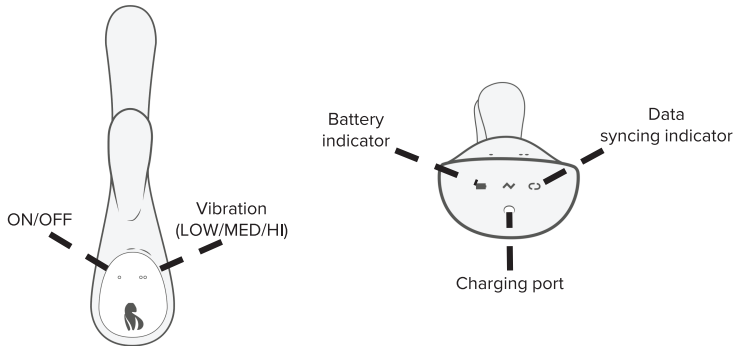
DOWNLOAD the Lioness app in your App Store (iOS, Android)

DO NOT use silicone or any oil-based lubricant, only use water-based!



Quick Start- Your Vibrator.....	2
Setting Up with App for the First Time.....	3
Charging your Lioness.....	4
How to Clean Your Lioness.....	5
Getting to Know Your Lioness.....	6
Troubleshooting.....	7
FCC Statement.....	8
Precautions & Warnings.....	9
Two Year Limited Warranty.....	10
Contact Us.....	11
Telecommunication & Disposal Information.....	12

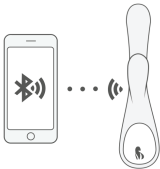
Quick Start- Your Vibrator



ONLY USE water-based lubricants. DO NOT use silicone or oil-based lubricants and other oils such as massage oil. This may cause damage and will void warranty.

Setting Up with App for the First Time

1. Make sure the vibrator is fully charged (see Page for instructions)
2. Download the Lioness App from your phone's App Store
3. Turn on the Lioness vibrator and enable the Bluetooth function on your phone

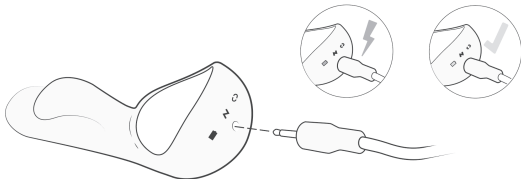


4. Launch the app and follow the instructions on the app to pair your Lioness vibrator

For iOS: your pairing code is 6496
For Android: your pairing code is 006496

Charging your Lioness

1. Make sure your Lioness is completely dry before charging
2. Slide the charger through the silicone into the charging socket and plug the USB into a computer or an UL certified USB wall charger
3. The battery charging light on the Lioness will glow RED when it is charging and then GREEN when the Lioness is fully charged



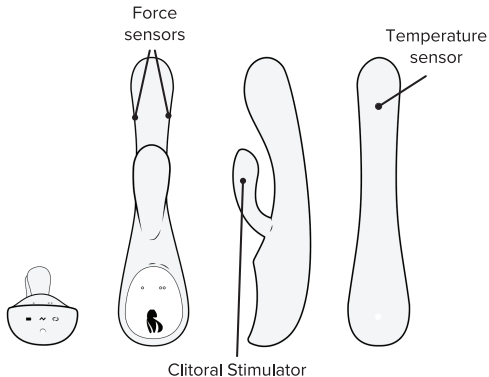
For optimal battery life: remove from charger when fully charged. Do not leave product in a fully discharged state for more than a week.

How to Clean Your Lioness

- Use warm water and mild soap to gently clean your Lioness
- Clean after each use
- Always remove charging cable before cleaning

Do Not: boil, microwave, run through dishwasher, clean with alcohol, or use acetone, petroleum, acidic/alkaline cleaners

Getting to Know Your Lioness

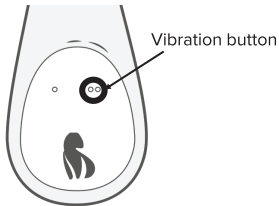


Safety & Technical Specifications

Model	VBR01-G
Weight	116 grams
Dimensions	19.6cm x 45.8cm x 52cm
Maximum Run Time (on highest vibration)	2 hours
Charge Time	1.3 hours
Power Source Voltage	110-120 Volts

Troubleshooting

- To hard reset your Lioness for any reason: press and hold the vibration button for ~10 seconds



Federal Communications Commission (FCC) Statement

This device complies with Part 15 of the FCC Rules. Operation is subject to the following two conditions: (1) this device may not cause harmful interference, and (2) this device must accept any interference received, including interference that may cause undesired operation.

§ 15.21 Information to user.

Any Changes or modifications not expressly approved by the party responsible for compliance could void the user's authority to operate the equipment.

§ 15.105 Information to the user.

Note: This equipment has been tested and found to comply with the limits for a Class B digital device, pursuant to part 15 of the FCC Rules. These limits are designed to provide reasonable protection against harmful interference in a residential installation. This equipment generates uses and can radiate radio frequency energy and, if not installed and used in accordance with the instructions, may cause harmful interference to radio communications. However, there is no guarantee that interference will not occur in a particular installation. If this equipment does cause harmful interference to radio or television reception, which can be determined by turning the equipment off and on, the user is encouraged to try to correct the interference by one or more of the following measures:

- Reorient or relocate the receiving antenna.
- Increase the separation between the equipment and receiver.
- Connect the equipment into an outlet on a circuit different from that to which the receiver is connected.
- Consult the dealer or an experienced radio/TV technician for help.



Precautions & Warning

- Do not boil, microwave, run through dishwasher, expose to extreme heat or cold, expose to silicone-based lube, or clean with alcohol, acetone, petroleum, or acidic/alkaline cleaners. Oil-based lubricants and other oils such as massage oil may cause damage to the product material.
- For optimal battery life, remove from charger when fully charged. Do not leave product in a fully depleted state for more than a week.
- Use only Lioness supplied charging cable.
- Only use with UL certified USB wall chargers
- Be sure that it's the USB cable and vibrator are both dry before charging
- Never operate the product if it is not working properly, if it has been dropped, is damaged in any way, or if the charging cable has been dropped in water
- Do not mistreat, disassemble, or puncture the lithium polymer battery if it becomes exposed
- Do not dispose the device or the lithium polymer battery in a fire
- Do not leave unattended while it's operating
- Do not use vibrator on swollen or inflamed areas or broken skin
- No medical claims are warranted or implied by the use of this product. Sold as an adult novelty
- For adult use only. Those who may be pregnant, have a pacemaker, diabetes, phlebitis or thrombosis should consult with a medical professional regarding the risk of blood clots before using any personal massage product
- Lioness reserves the right to revise this publication and to make changes from time to time without obligation to notify any person of such revision or changes.
- Model may be changed for improvements without notice.
- **Disposal:** Do not dispose with normal household waste. Dispose of this product at the appropriate electrical and electronic equipment recycling locations.
- **Disclaimer:** Users of this Lioness do so at their own risk. Neither Lioness nor its retailers assume any responsibility or liability for the use of this product

Two Year Limited Warranty

Merchandise may not be returned unless defective. This product is covered by Product Warranty for TWO (2) YEAR from the date of delivery against defects due to faulty production or materials. This warranty does NOT cover cosmetic deterioration caused by wear and tear, damages caused by natural disaster, damages by use at wrong voltage, or any other misuse or neglect not in accordance with this instruction manual. Any attempt to open or take apart this product or its accessories will void the warranty. In the event that this product fails during the warranty period, you must email us at help@lioness.io and provide us with a valid proof of the date of original purchase. We will provide you with a Return Merchandise Authorization number, which must be displayed on the outside packaging. In the event we replace the faulty product at no extra charge, any replacement Lioness will not extend the life of this warranty.

Contact Us!

- Need any help or have any feedback? We want to hear all of it! Really.
- If your Lioness appears to function abnormally, turn it off and please contact us.

Please email us at:

help@lioness.io

Radio and Telecommunication Terminal Equipment (R&TTE)

Declaration of Conformity

Hereby, Lioness declares that this Lioness Vibrator product is in compliance with essential requirements and other relevant provisions of Directive 1999/5/EC. A copy of the Declaration of Conformity can be found at www.lioness.io.

Disposal Information

Disposal of old electronic equipment (applicable in the EU and other European countries with separate waste collection systems). The crossed-out dustbin symbol indicates that these items should not be treated as household waste, but rather brought to the appropriate collection point for recycling electrical and electronic equipment.



Contact Us

help@lioness.io

2013-2020 Smartbod Inc. All rights reserved. Lioness (name, logo, and taglines) is a trademark of Smartbod Inc. Pat No. 10,292,896.

Designed & developed in Berkeley, CA. Manufactured in China.