

Appendix A


➤ Test Setup Photograph

<AC Power Line Conducted Emission>

Description: Front View of Conducted Emission Test Setup




Description: Back View of Conducted Emission Test Setup



<Radiated Emission for EUT 1>


Description : Front View of Radiated Emission Test Setup (30 MHz ~ 1 GHz)




Description : Back View of Radiated Emission Test Setup (30 MHz ~ 1 GHz)



Description : Front View of Radiated Emission Test Setup (Above 1 GHz)




Description : Back View of Radiated Emission Test Setup (Above 1 GHz)



<Radiated Emission for EUT 2>


Description : Front View of Radiated Emission Test Setup (30 MHz ~ 1 GHz)



Description : Back View of Radiated Emission Test Setup (30 MHz ~ 1 GHz)



Description : Front View of Radiated Emission Test Setup (Above 1 GHz)



Description : Back View of Radiated Emission Test Setup (Above 1 GHz)

