


Annex 4: Test setup photographs 20-1-0155301T15a-A4

Number of pages:	7	Date of Report:	2021-Aug-18
Testing company:	CETECOM GmbH Im Teelbruch 116 45219 Essen Germany Tel. + 49 (0) 20 54 / 95 19-0 Fax: + 49 (0) 20 54 / 95 19-150	Applicant:	Infinet LLC
Product: Model:	Point-to-Point and Point-to-Multipoint RF transceiver for Fixed Service InfiMAN Evolution		
FCC ID:	2AZJ4-E5-BS	IC:	--
Testing has been carried out in accordance with:	Title 47 CFR, Chapter I FCC Regulations, Subchapter A Subpart B: §15.109 (Class B limits) Deviations, modifications or clarifications (if any) to above mentioned documents are written in each section under "Test method and limit".		


Table of Contents

1	Test setup photographs.....	3
	Photograph 1 : EUT test setup in the fully anechoic chamber, close up view_EUT elevation 0°.....	3
	Photograph 2 : EUT test setup in the fully anechoic chamber, overview_EUT elevation 0°.....	3
	Photograph 3 : EUT test setup in the fully anechoic chamber, close up view_EUT elevation 90°.....	4
	Photograph 4 : EUT test setup in the fully anechoic chamber, overview_EUT elevation 90°.....	4
	Photograph 5 : EUT test setup in the semi anechoic chamber, close up view_EUT elevation 0°.....	5
	Photograph 6 : EUT test setup in the semi anechoic chamber, overview_EUT elevation 0°.....	5
	Photograph 7 : EUT test setup in the semi anechoic chamber, close up view_EUT elevation 90°.....	6
	Photograph 8 : EUT test setup in the semi anechoic chamber, overview_EUT elevation 90°.....	6
	Photograph 9 : EUT setup conducted measurement, close up view.....	7


1 Test setup photographs




Top view_EUT elevation 0°




Side view_EUT elevation 0°




up view_EUT elevation 90°




view_EUT elevation 90°




Photograph 5: EUT test setup in the semi anechoic chamber, close up view_EUT elevation 0°




Photograph 6: EUT test setup in the semi anechoic chamber, overview_EUT elevation 0°



Photograph 7: EUT test setup in the semi anechoic chamber, close up view_EUT elevation 90°



Photograph 8: EUT test setup in the semi anechoic chamber, overview_EUT elevation 90°



Photograph 9: EUT setup conducted measurement, close up view

End Of Annex 4