

Photograph 3: Conducted emission test set-up




Photograph 4: Conducted emission test set-up , Telecommunication port




Photograph 5: conducted immunity test set-up



Photograph 6: Immunity test: Burst




Photograph 7: Measurement in the anechoic chamber, test setup for EMI



Photograph 8: Measurement in the anechoic chamber, test setup for EMI



Photograph 9: Immunity test, test setup for ESD



Photograph 10: Immunity test, test setup for ESD; red points: air discharge.