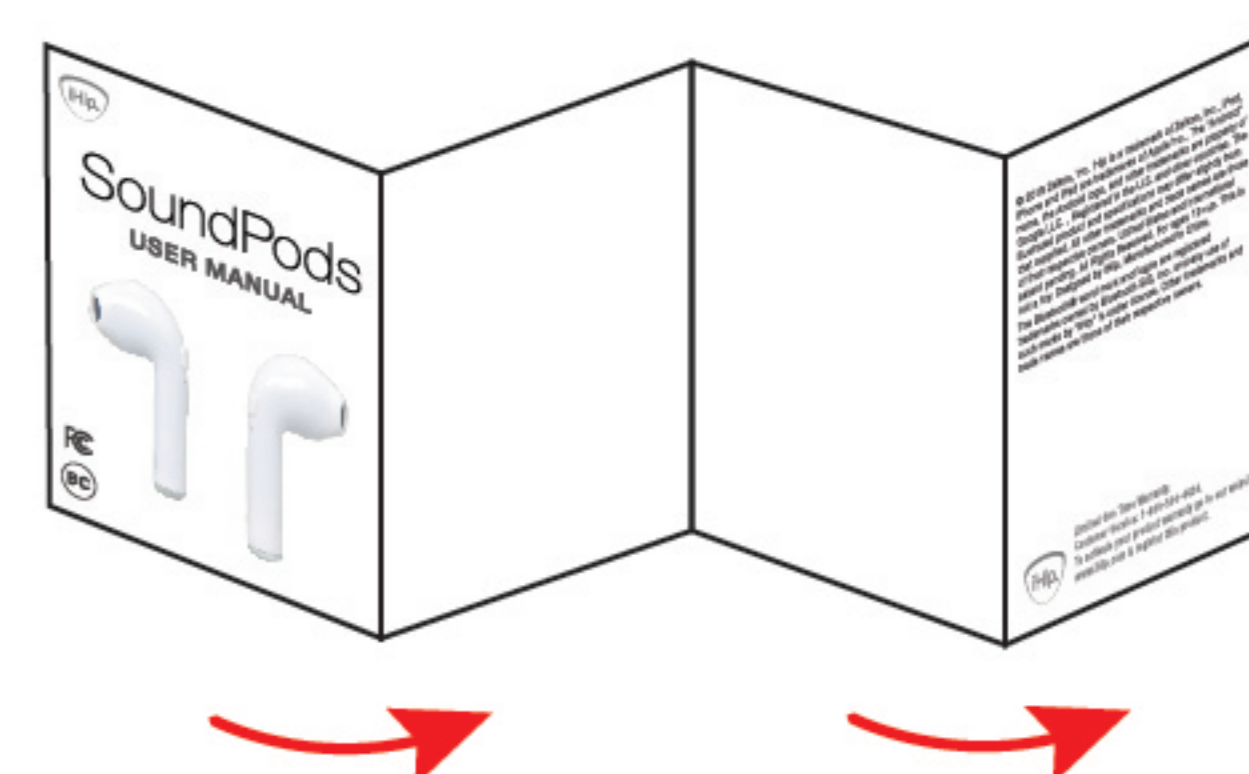


SOUNDPODS INSTRUCTION MANUAL

DO NOT PRINT THIS LAYER

PRINT BACK TO BACK

FOLDING INSTRUCTIONS




Front

iHip. Bluetooth


SoundPods™

USER MANUAL




FC BC

Introduction:



① Dust Net ③ LED Indicator
② Multi-Function Button ④ Charging Port

Charging your device



a) putting the earbuds back into the charging case and then take it out to power on.
OR
b) manually turn it on by long pressing the multi-function ② button on the earbuds.

1. Charging your case:


- Plug in the charging case using the Micro USB cable included.
- While the case battery is charging, the case LED indicator will be flashing red.
- When the case is fully charged, the light then will change to solid red.

2. Charging your earbuds:

- Place the earbuds inside of the charged case. The earbuds will automatically start charging once placed in the charged case.
- A solid Red light on the earbuds will indicate that the earbuds are charging.
- A solid blue light on the earbuds will indicate that the earbuds are fully charged.

NOTE: The earbuds and case can be charged simultaneously, but the earbuds will not charge if there is no power in the case. The case needs to have at least a minimum charge to charge the earbuds.

Pairing your earbuds



1 Turn on the Bluetooth on your device
2 Choose "SOUNDPODS" on your list to connect

When the LED slowly flashes blue, they are paired successfully
There will be a reminding voice saying "your headset is connected"

Bluetooth usage:

1. Making phone calls:
Be sure the earbuds are connected with your mobile phone. Once connected you can make phone calls. When making calls both earbuds will be working.

- To **answer a call**, short press the earbud Multi-function button one time.
- To **reject calls**, long press the the earbud Multi-function button two seconds.
- When the earbuds are in music mode, you can **dial the last number** by quick pressing the earbud Multi-function button twice.

2. Listening to music:
Be sure the earbuds are connected with your mobile phone. You can listen to music on your music list. Short press the earbud Multi-function button to stop the music; to replay press again.

Back

3. Power off:


Long press the earbud Multi-function button until the LED red light is no longer red, then the Bluetooth device is turned off. The earbuds turn off automatically when earbuds are away from Bluetooth device for a duration of over 5 minutes.

4. Low battery

When the battery is low, there will be a reminding voice saying "Battery Low"

Specifications:

Bluetooth version: V5.1
Bluetooth range: 10 meters
Bluetooth frequency: 2.4GHz
Battery Capacity:
Earbuds: 30mAh rechargeable Li-ion battery
Charging dock: 400mAh rechargeable Li-ion battery
Standby time: up to 5 hours
USB cable Length: 50 cm



Charging Case Included

LED Indicator

Features:

- Built-in microphone
- High-quality sound with extra bass
- Up to 18hrs of play and charge time
- Connect wirelessly to iOS & Android devices
- Ergonomic design for a comfortable fit in your ear

Stereo earbuds with wireless connection. Left and right channel separation, HIFI sound. Dual band Bluetooth® connection allows you to use the SoundPods together or individually.

Attention:

1. Handle with care. Do not throw, sit on, or store the SoundPods under heavy objects. Keep away from high temperatures and environments with high humidity. Store in an environment with a temperature between -10°C ~ 60°C.
2. Keep away from high frequency transmitting equipment such as WIFI routers which may cause sound interference or disconnection.
3. Please keep the earbuds within a 10m (33 ft) range of the connected device.
4. This product is a compatible with both iOS® and Android™ devices.

FCC Statement:

This equipment has been tested and found to comply with the limits for a Class B digital device, pursuant to part 15 of the FCC Rules.

These limits are designed to provide reasonable protection against harmful interference in a residential installation. This equipment generates, uses and can radiate radio frequency energy and, if not installed and used in accordance with the instructions, may cause harmful interference to radio communications. However, there is no guarantee that interference will not occur in a particular installation. If this equipment does cause harmful interference to radio or television reception, which can be determined by turning the equipment off and on, the user is encouraged to try to correct the interference by one or more of the following measures:

- Reorient or relocate the receiving antenna.
- Increase the separation between the equipment and receiver.
- Connect the equipment into an outlet on a circuit different from that to which the receiver is connected.
- Consult the dealer or an experienced radio/TV technician for help.

Caution: Any changes or modifications to this device not explicitly approved by manufacturer could void your authority to operate this equipment.

This device complies with part 15 of the FCC Rules. Operation is subject to the following two conditions: (1) This device may not cause harmful interference, and (2) this device must accept any interference received, including interference that may cause undesired operation.

The device has been evaluated to meet general RF exposure requirement. The device can be used in portable exposure condition without restriction.

© 2021 Zeikos, Inc. iHip is a trademark of Zeikos, Inc., iPod, iPhone and iPad are trademarks of Apple Inc., The "Android" name, the Android logo, and other trademarks are property of Google LLC., Registered in the U.S. and other countries. The illustrated product and specifications may differ slightly from that supplied. All other trademarks and trade names are those of their respective owners. United States and International patent pending. All Rights Reserved. For ages 12+ up. This is not a toy. Designed by iHip, Manufactured in China.

The Bluetooth® word mark and logos are registered trademarks owned by Bluetooth SIG, Inc. and any use of such marks by "iHip" is under license. Other trademarks and trade names are those of their respective owners.

Limited One Time Warranty.
To activate your product warranty go to our website. www.iHip.com & register this product.

iHip. 19 Progress St
Edison, NJ 08820
www.iHip.com

#iHip

Find us on Facebook.
Keyword: iHip: Portable Entertainment