

# Testing Report

Customer Name: SHENZHEN KERUI SMART TECHNOLOGY CO.,  
LTD


Product Name: antenna

Sample Model: T0626O172P

Reference Standard: *GB/T 9410-2008; ANSI/IEEE Std 149-1979*

Issue Date: 2022.11.23

Engineer: Jackson	Date: 2022.11.4
Auditor: Eason	Date: 2022.11.23
Approver: Aamon	Date: 2022.11.23



### Version

Version No.	Date	Description	Formulate	Approval
A0	2022.11.23	For the first time, formulate	Jackson	Eason

### Contents

1.General Information .....3

    1.1 General information of testing institutions .....3

    1.2 Testing principle ..... 3

    1.3 Test equipment .....4

    1.4 Test environment .....4

    1.5 Statement ..... 4

2.Sample Information ..... 5

    2.1 Client information .....5

    2.2 Description of EUT(S) .....5

    2.3 EUT appearance .....6

    2.4 DUT setup photo of free space OTA testing ..... 6

3.Test Results ..... 7

    3.1 Test standard ..... 7

    3.2 Test uncertainty .....7

    3.3 Test data ..... 8

        3.3.1 Typical free space efficiency and gain ..... 8

        3.3.2 Typical free space radiation pattern .....8

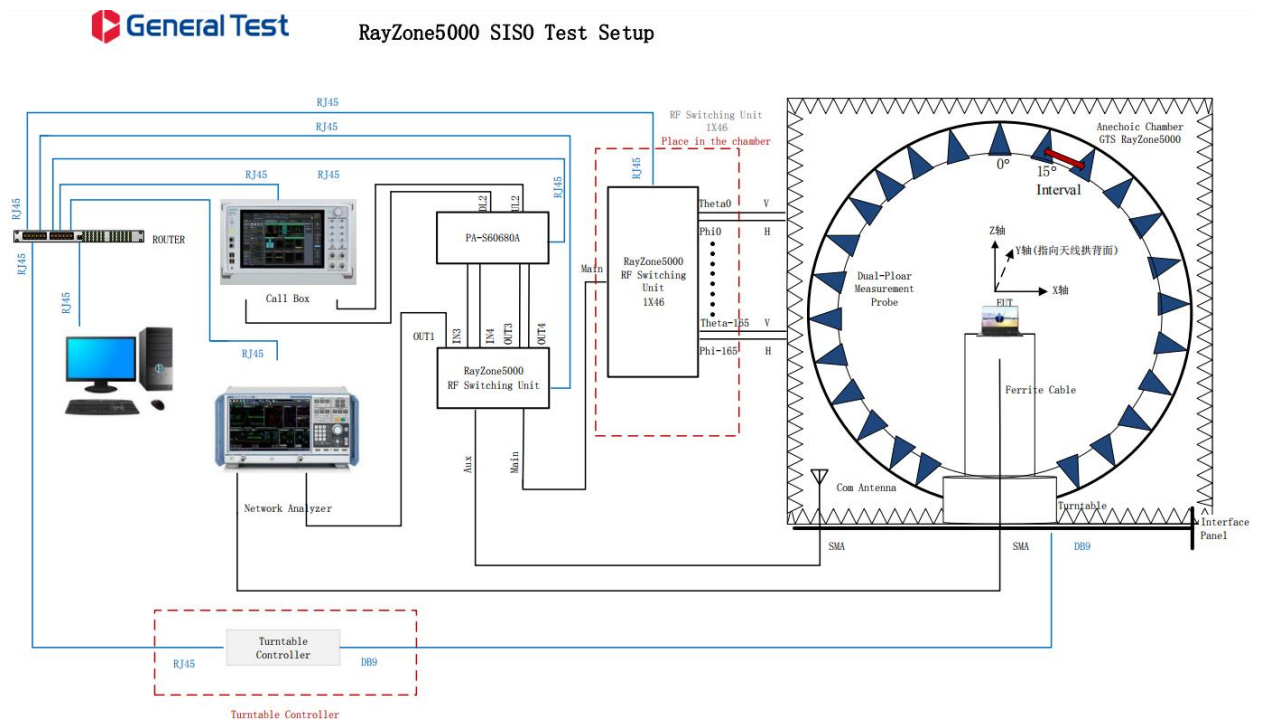
    (The following is blank) ..... 10

# 1. General Information

## 1.1 General information of testing institutions

<b>Name</b>	Shenzhen RFI-LAB Communication Technology Co., Ltd.
<b>Address</b>	10/F A, Lingyun Bld, Liufang Road, Baoan District, Shenzhen
<b>Tel</b>	13682621346
<b>E-mail</b>	rfi-lab@tech-now.com
<b>Equipment</b>	All the equipment used in the report is fixed in Zone B, West Side of 1/F, Building 1, Tingwei Industrial Park, No.6 Liufang Road, Bao 'an District, Shenzhen

## 1.2 Testing principle



### 1.3 Test equipment

Equipment	Model No.	Serial No.	Manufacturer	Calibration date	Next calibration date
OTA Test System	RayZone-5000	RFI-LAB-RF-D00	GTS	2021.3.15	2023.3.14
Network Analyzer	E5071C	RFI-LAB-RF-D01	KEYSIGHT	2022.5.13	2023.5.12

### 1.4 Test environment

Temperature	23.8°C
Humidity	59%RH
Pressure	100.13kPa

### 1.5 Statement

- (1) The test results in the report are only applicable to the tested samples and the tested samples work under the environment described in the report.
- (2) Only Shenzhen RFI-LAB Communication Technology Co., Ltd. have the right to modify the report, and the modification information shall be annotated in the revision form.
- (3) Any objection to this report shall be raised within 30 days after formal confirmation of the report.
- (4) This report is invalid if there is any evidence that the sample information provided is falsified.
- (5) The report is invalid without the signature of the auditor and approver.

## 2. Sample Information

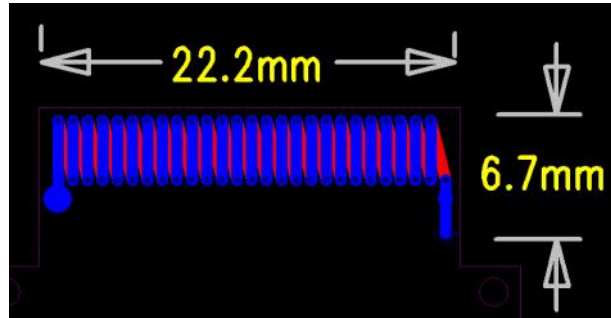

### 2.1 Client information

<b>Name</b>	SHENZHEN KERUI SMART TECHNOLOGY CO., LTD
<b>Address</b>	Room 1501, T2, Jinlitong Building, No. 1100, Xingye Road, Xin'an Street, Bao'an District, Shenzhen, Guangdong, China
<b>Contacts</b>	/
<b>Tel</b>	/
<b>E-mail</b>	/

### 2.2 Description of EUT(S)


<b>Product Name</b>	antenna
<b>Sample Model</b>	T0626O172P
<b>Size</b>	/
<b>Serial No.</b>	/
<b>Test Item</b>	Antenna gain; Efficiency; Radiation pattern
<b>Frequency Range</b>	428-438MHz
<b>Received Date</b>	2022.11.4
<b>Test Date</b>	2022.11.7
<b>Remark</b>	The length of the RF cable is 90mm

### 2.3 EUT appearance

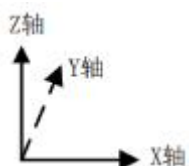



### 2.4 DUT setup photo of free space OTA testing

Planform



Front view



## 3. Test Results

### 3.1 Test standard

Name	Parameter	Method	Standard no.
Mobile communication antenna	Antenna gain	Generic specification for antennas used in the mobile communications	GB/T 9410-2008
	Radiation pattern		
Antenna	Radiation efficiency	IEEE Standard Test Procedures for Antennas	ANSI/IEEE Std 149-1979
	Gain and directivity		

### 3.2 Test uncertainty

The uncertainty was calculated on the basis of the GUM published by ISO, using the inclusion factor of  $K=2$  and the 95% confidence level to express the extended uncertainty.

Item	Uncertainty
Antenna gain	$\pm 0.72\text{dB}$
Radiation efficiency	$\pm 0.72\text{dB}$

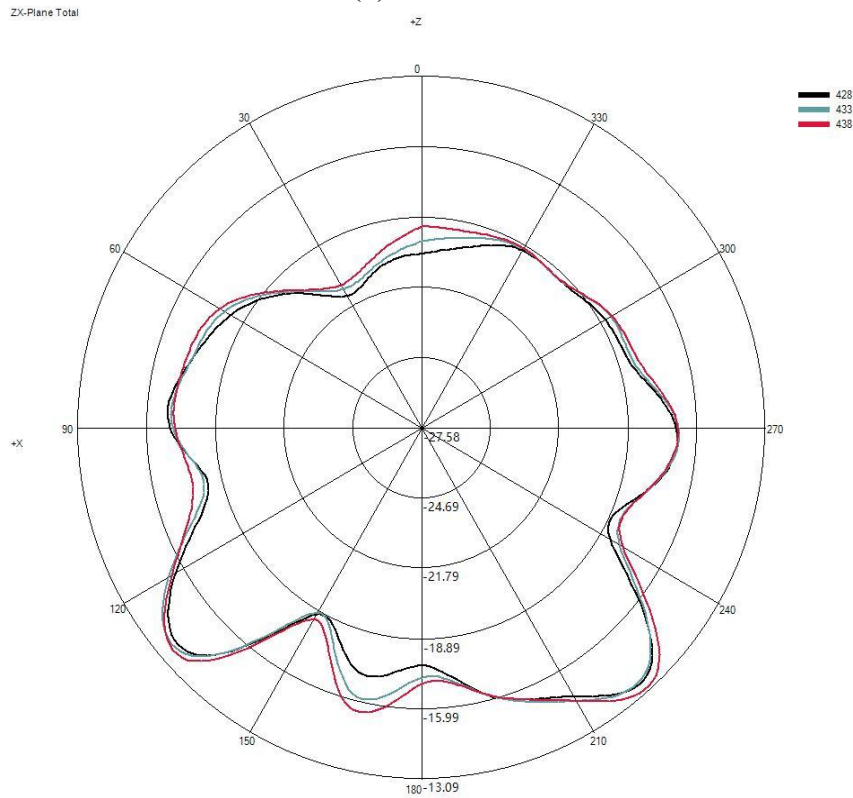
### 3.3 Test data

#### 3.3.1 Typical free space efficiency and gain

Frequency/MHz	428	429	430	431	432	433	434	435	436	437	438
Peak Gain/dBi	-13.73	-13.63	-13.63	-13.50	-13.50	-13.42	-13.40	-13.38	-13.31	-13.20	-13.23
Efficiency/%	1.55	1.56	1.57	1.57	1.58	1.60	1.60	1.61	1.63	1.65	1.66

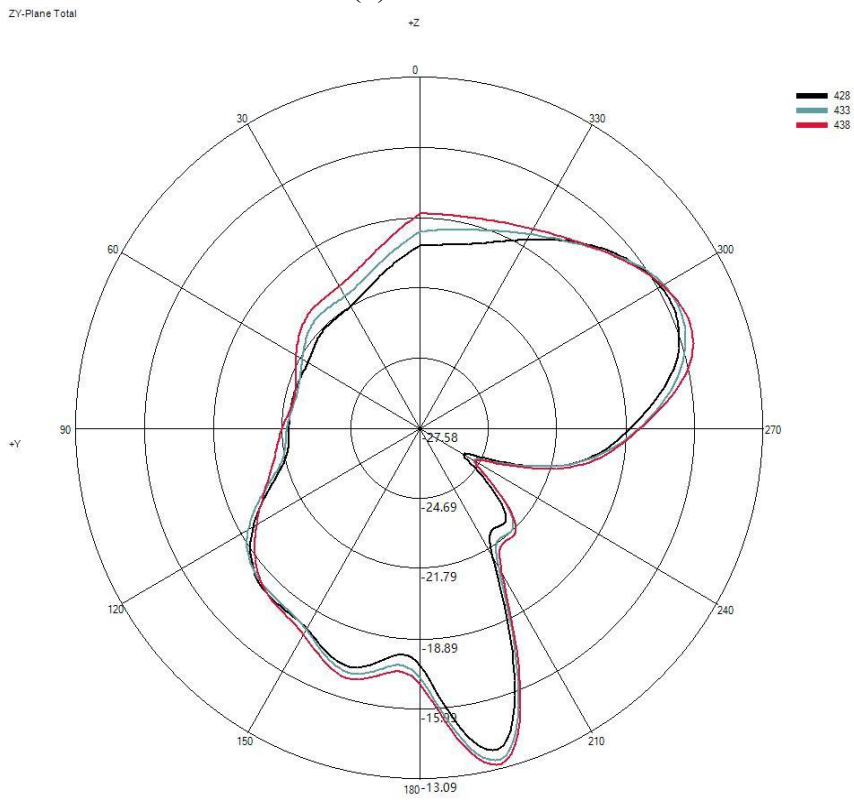
#### 3.3.2 Typical free space radiation pattern

(1) X-Z Plane:

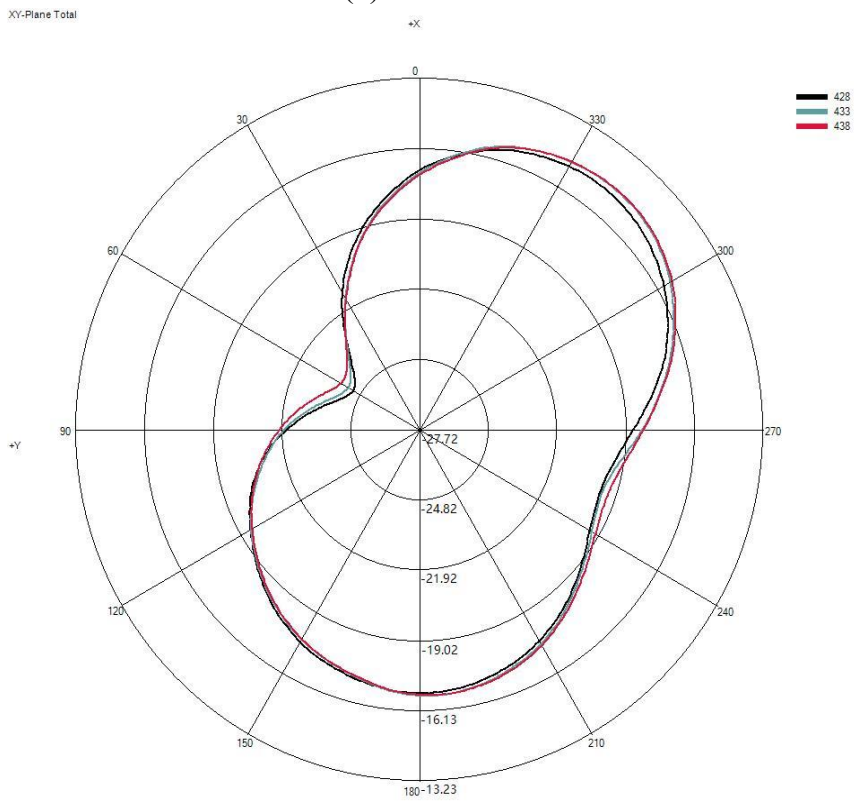




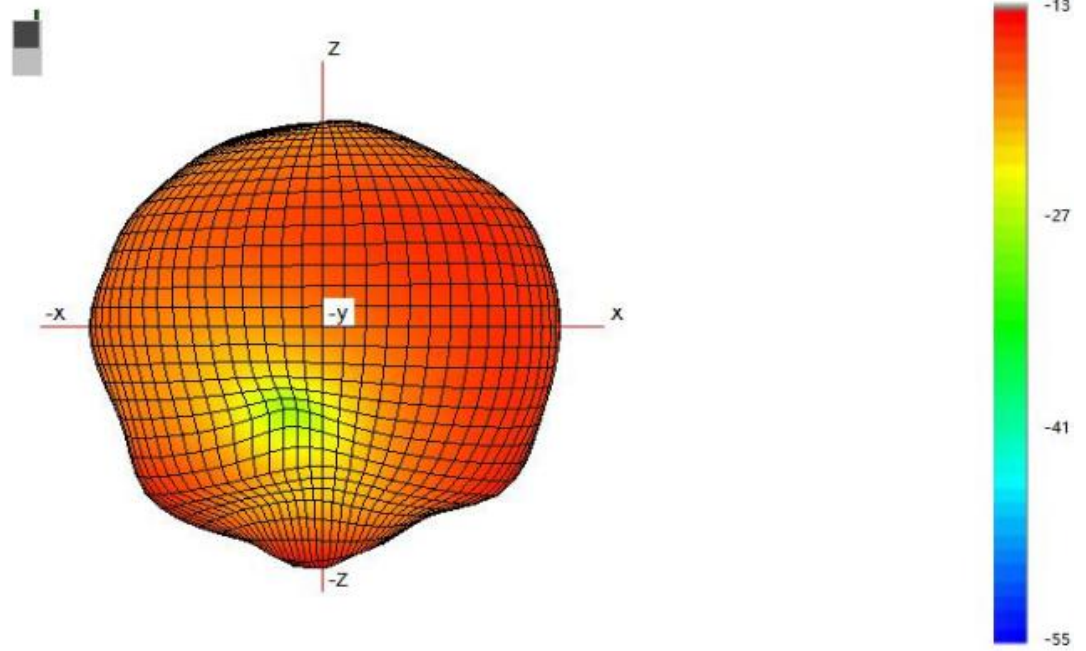
(2) Y-Z Plane:



(3) X-Y Plane:



(4) Typical Free Space 3D Radiation Pattern at 433MHz:



-----End-----

(The following is blank)