

成品尺寸	80x80mm
展开图尺寸:	80x480mm
公差:	±1mm

单位: mm

SMART Wi-Fi CAMERA USER MANUAL

Frequently Asked Questions


1 Can I share with family and friends?
Yes, you can share your camera with family and friends who will have access to the camera's live stream. To share the camera, go to the "Share" screen in the app, press the "Share" button and click on the "Share Management" button, and you will be able to give or revoke sharing permissions. In order to share, the other user should already have downloaded the app and registered a new account.

2 What's the Wireless Range?
The range of your home Wi-Fi is heavily dependent on your home router and the location of the room. Check with your router specifications for exact in range data.

3 How many cameras can I control?
TuyaSmart app can control an unlimited amount of devices in an unlimited amount of locations. Your router may have a limit of how many devices can be connected to one router.

4 Add device

- When the indicator light on the device turns from flashing red light to steady green light, the network configuration is complete.

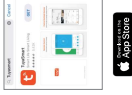


*Please refer to the specific APP interface if there are any difference.


Get Ready

- Know your Wi-Fi network and password
- Make sure your mobile device is running iOS9.0 or higher or Android™ 4.1.0 or higher
- Make sure your mobile device is connected to a 2.4GHz Wi-Fi network. (It can't connect to 5GHz networks)


1 Download the TuyaSmart app from App Store or Google Play.



2 Register an account on your TuyaSmart app



STEP 1: Enter your mobile phone number or email address.



STEP 2: Enter the verification code and create a password.

What's in the Box

- Smart Camera *1
- USB Cable *1
- User Manual *1
- Mounting Bracket *1*
- Adapter *1*
- Stow bag *1*
- Partition sticker *1*

*: Different products have different accessories, please refer to physical packing.

3 Plug in

How do I reset my device?



- Press the Reset Button for several seconds until camera starts to beep.
- Optional: Insert Micro SD card



4 Add device

- Open TuyaSmart APP, click "+" on the top right corner of the page. "HOME", then select "Smart Camera". Light on the device is flashing red quickly, then press "Next Step".

4 Add device

- Read the instruction about "Scan with the camera", click "Continue".

材质	105g铜版纸	客户	产品名称	物料名称	设计
	印刷色				四色印刷
加工工艺	风琴六折页，正反印	型号	物料编号	物料名称	时间
	接合方式				/

FCC Information

This equipment has been tested and found to comply with the limits for a Class B digital device, pursuant to part 15 of the FCC Rules.

These limits are designed to provide reasonable protection against harmful interference in a residential installation. This equipment generates,

uses and can radiate radio frequency energy and, if not installed and used in accordance with the instructions, may cause harmful interference

to radio communications. However, there is no guarantee that interference will not occur in a particular installation. If this equipment does

cause harmful interference to radio or television reception, which can be determined by turning the equipment off and on, the user is

encouraged to try to correct the interference by one or more of the following measures:

—Reorient or relocate the receiving antenna.

—Increase the separation between the equipment and receiver.

—Connect the equipment into an outlet on a circuit different from that to which the receiver is connected.

—Consult the dealer or an experienced radio/TV technician for help.

This device complies with part 15 of the FCC Rules. Operation is subject to the following two conditions:

(1) This device may not cause harmful interference, and

(2) this device must accept any interference received, including interference that may cause undesired operation.

changes or modifications not expressly approved by the party responsible for compliance could void the user's authority to operate the equipment.

This equipment complies with FCC exposure limits set forth for an uncontrolled environment.

This equipment should be installed and operated with minimum distance of 20 cm between the radiator and your body.

This transmitter must not be co-located or operating in conjunction with any other antenna or transmitter.