

## SPECIFICATION



深圳市大显科技有限公司

Shenzhen Daxian Technology Co., Ltd.

联创 23272 左耳蓝牙天线

Lchse 23272 Left ear Bluetooth Antenna

产 品 规 格 书

Product Specification

客 户 connection	联创 Lchse	频 段 frequency range	2400 ~ 2500MHz
项目名称 entry name	23272	版 本 edition	V5.1
物料编号 Material No	12-3272X-123	颜 色 Color	黑色 Black
客户料号 Customer Item Number	20.11.346620		
R F 设计 R F Design	胡 鹏 Peng.Hu	结构设计 Structural Design	周锐斌 RuiBin.Zhou
品质经理 Quality Manager	杨 进 Jin.Yang	技术总监 Technical Director	张 磊 Lei.Zhang
日 期 Date	2024-6-11		

客户确认:

Customer confirmation:

装配是否符合贵司要求: OK NG

Whether the assembly meets your company's requirements: OK NG

深圳市大显科技有限公司

Shenzhen Daxian Technology Co., Ltd

深圳市龙岗区布吉镇吉华路 513 号上水径村 (国防培训基地  
对面) 达成工业园综合楼 7 楼

TEL:0755-28576002

FAX:0755-84276383

Buji Town, Longgang District, Shenzhen, China Jihua Road 513,  
Shangshuijing Village (opposite the national defense  
training base) Dacheng Industrial Park, Building 7.

TEL:0755-28576002

FAX:0755-84276383

上海分部: 上海市张江高科技园区集成电路产业区龙东大道  
3000 号 8 号楼 201 室

TEL:021-61630552

FAX:755-84276383

Room201, Building8, LongDongRoad3000#, Semiconductor Industry  
Park, ZhangJiang Hitech Zone, Shanghai

TEL:021-61630552

FAX:755-84276383

变更履历  
Revision history

版本号 Version number	变更内容 Change content	变更理由 Reason for change	发起变更方 Originating Party	日期 Date	修改人 Modified by
V1.0	创建 found			2024-6-11	

[www.Topant.com.cn](http://www.Topant.com.cn)  
Confidentiality requirements

Shenzhen Daxian Technology Co., Ltd. already possesses the information provided by the proprietary technology, which should be strictly confidential and not allowed to be disclosed to any person or company without the prior written consent of Shenzhen Daxian Technology Co., Ltd

# 索引

## Indexes

一、项目说明 Project Description.....	4
二、 B T 天 线 antenna.....	4
1、 规格 specifications.....	4
1.1 电气规格标准 Electrical specifications and standards.....	5
1.1.1 电性能指标 Electrical performance index.....	5
1.2 结构规格标准 Structural specifications and standards.....	5
1.2.1 主板匹配图 Motherboard Matching Diagram.....	5
1.2.2 天线组成 Antenna composition.....	5
2、 测试设备 The Equipment of Active Test.....	6
3、 测试 Test.....	7
3.1 驻波(VSWR)的测试 Test of standing wave (VSWR).....	7
3.1.1 测试连接 Test connection.....	7
3.2 效率、功率 (TRP)、灵敏度 (TIS) 的测试 Testing of efficiency, power (TRP), sensitivity (TIS).....	7
3.2.1 测试的场地 Test site.....	7
3.2.2 测试的仪表 Tested Instruments.....	7
3.2.3 测试数据 test data.....	7-8
4、 VSWR 参数图 Parameter diagram.....	9
5、 有源场型图Passive Field Pattern Diagram.....	9-10
6、 无源场型图Passive field pattern diagram.....	11
7、 结论 conclusion .....	11
三、工程图 schedule drawing.....	12
四、样品测试报告Sample test report.....	13
五、CPK 尺寸报告CPK size report.....	14
六、盐雾试验报告 Salt spray test report .....	15
七、ROHS 报告 ROHS report .....	16
八、包装图.Packaging diagra.....	17

[www.Topant.com.cn](http://www.Topant.com.cn)  
Confidentiality requirements

Shenzhen Daxian Technology Co., Ltd. already possesses the information provided by the proprietary technology, which should be strictly confidential and not allowed to be disclosed to any person or company without the prior written consent of Shenzhen Daxian Technology Co., Ltd

## 一 项目说明 Project Description

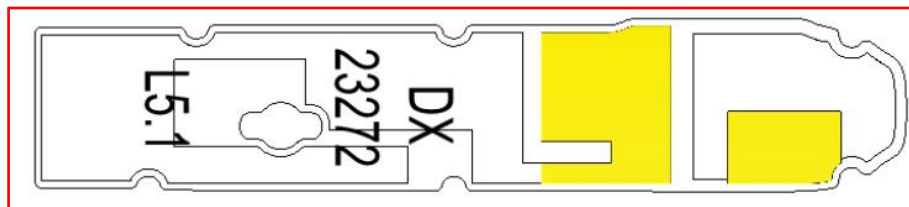
<b>客户名:</b> Customer Name:	联创 Lchse
<b>整机类型:</b> Type of complete machine:	蓝牙天线 Bluetooth antenna
<b>天线型号:</b> Antenna Model:	B172
<b>天线频段:</b> Antenna band:	2400 ~ 2500MHz
<b>天线形式:</b> Antenna form:	PIFA 天线 PIFA antenna
<b>天线极性:</b> Antenna polarity:	线性极化 Linear polarization
<b>硬件版本:</b> Hardware version:	主板: 左耳 Motherboard: left ear
<b>天线制造商:</b> Antennamanufacturer:	深圳市大显科技有限公司 Shenzhen daxian technology co., ltd
<b>测试实验室:</b> Testing laboratory:	SATIMO 微波实验室 SATIMO microwave laboratory

## 二 B T 天线组件 Antenna assembly

### 1 规格 specifications

本报告主要提供 23272 项目天线的各项电气和结构性能参数的测试状况。下图为大显设计的天线图片。

This report mainly provides the testing status of various electrical and structural performance parameters of the antenna for the 23272 project. The following image shows an antenna with a large display design.



天线外观图

antenna appearing diagram

[www.Topant.com.cn](http://www.Topant.com.cn)  
Confidentiality requirements

Shenzhen Daxian Technology Co., Ltd. already possesses the information provided by the proprietary technology, which should be strictly confidential and not allowed to be disclosed to any person or company without the prior written consent of Shenzhen Daxian Technology Co., Ltd

## 1.1 电气规格标准 Electrical specifications and standards

### 1.1.1 电性能指标 Electrical performance index

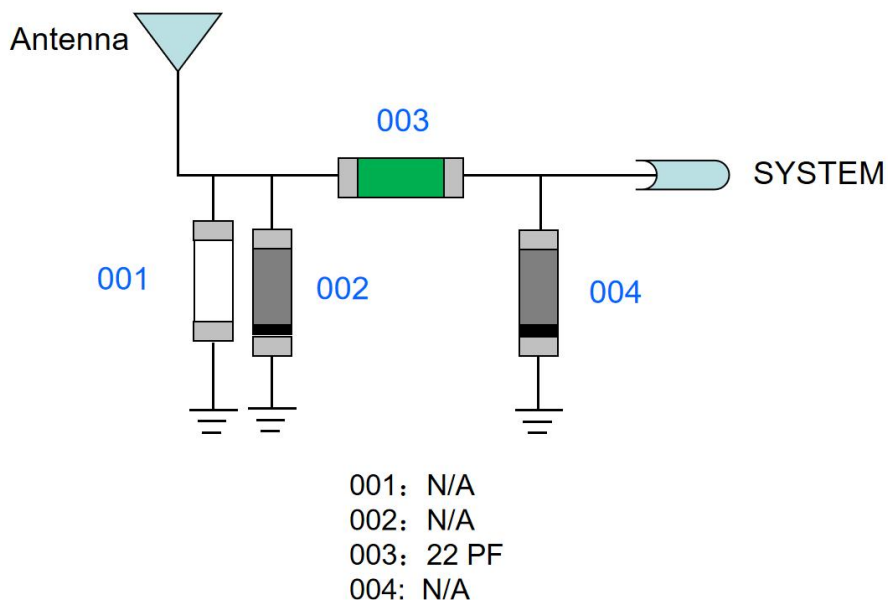
天线工作频段在 **2400 ~ 2500 MHz**。下表是大显设计和量产天线的电性能指标。

The operating frequency band of the antenna is between 2400 and 2500 MHz. The following table shows the electrical performance indicators of large display design and mass production antennas.

Frequency Range	Frequency (MHz)	VSWR
BT	2400 ~ 2500	≤ 2

## 2 结构规格标准 Structural specifications and standards

### 1.2.1 主板匹配图 Motherboard Matching Diagram



### 1.2.2 天线组成 Antenna composition

天线主要是由 FPC 组成。

The antenna is mainly composed of FPC sponge.

[www.Topant.com.cn](http://www.Topant.com.cn)  
 Confidentiality requirements

Shenzhen Daxian Technology Co., Ltd. already possesses the information provided by the proprietary technology, which should be strictly confidential and not allowed to be disclosed to any person or company without the prior written consent of Shenzhen Daxian Technology Co., Ltd

## 2、测试设备 The Equipment of Active Test

Satimo 3D Chamber 6×4×4( m )

Agilent 8960 E5515c

Network analyzer-R&S ZVL



图 2

Figure 2

[www.Topant.com.cn](http://www.Topant.com.cn)  
Confidentiality requirements

Shenzhen Daxian Technology Co., Ltd. already possesses the information provided by the proprietary technology, which should be strictly confidential and not allowed to be disclosed to any person or company without the prior written consent of Shenzhen Daxian Technology Co., Ltd

### 3 测试 test

#### 3.1 驻波(VSWR)的测试 Test of standing wave (VSWR)

3.1.1 测试连接: VSWR 测试装置依次连接为: R&S ZVL 网络分析仪 → 测试线 → 测试治

Test connection: The VSWR test device is sequentially connected as follows: R&S ZVL network analyzer → test line → test fixture

实测(附图)Actual measurement (attached drawing)

#### 3.2 增益及效率、功率 (TRP)、灵敏度 (TIS) 的测试

Gain and efficiency, power (TRP), sensitivity (TIS) testing

##### 3.2.1 测试的场地 Test site:

大显微波暗室。测试频率范围为 400MHz—6GHz, 静区范围为 50cm 圆周, 反射率小于-50 dB。

Large display microwave anechoic chamber. The test frequency range is 400MHz - 6GHz, the static zone range is 50cm circumferential, and the reflectivity is less than -50dB.

##### 3.2.2 测试的仪表 Tested Instruments:

R&S ZVL 网络分析仪、Agilent8960 E5515C、标准喇叭天线、法国 SATIMO-SG24SYSTEM 系统、打印机等。

R&S ZVL network analyzer, Agilent 8960 E5515C, standard horn antenna, French SATIMO-SG24SYSTEM system, printer, etc.

##### 3.2.3 测试数据 : 在微波暗室中, 测试的功率和灵敏度相关的数值如下表

Test data: In a microwave anechoic chamber, the values related to the power and sensitivity tested are shown in the table below

#### OTA 有源测试 OTAActive Test:

L (左耳) 自由空间 L (left ear) free space			
BAND	CH	TRP	TIS
EC:DC	0	8.59	-89
	39	8.17	-89.41
	78	7.38	-88.96

L (左耳) 头模 L (left ear) head mold			
BAND	CH	TRP	TIS
EC:DC	0	3.55	-84.93
	39	3.63	-85.34
	78	3.28	-85.11

[www.Topant.com.cn](http://www.Topant.com.cn)

Confidentiality requirements

Shenzhen Daxian Technology Co., Ltd. already possesses the information provided by the proprietary technology, which should be strictly confidential and not allowed to be disclosed to any person or company without the prior written consent of Shenzhen Daxian Technology Co., Ltd

## 无源效率&增益 Passive efficiency&gain:

### L边-自由状态 L-side - free state:

Freq (MHz)	Effi (%)	Effi (dB)	Gain (dBi)
2400	23.03	-6.38	0.16
2410	22.73	-6.43	0.28
2420	23.89	-6.22	0.51
2430	24.62	-6.09	0.34
2440	24.91	-6.04	0.42
2450	25.49	-5.94	0.56
2460	26.67	-5.74	0.71
2470	25.24	-5.98	0.74
2480	25.49	-5.94	0.87
2490	24.91	-6.04	0.59
2500	24.62	-6.09	0.77

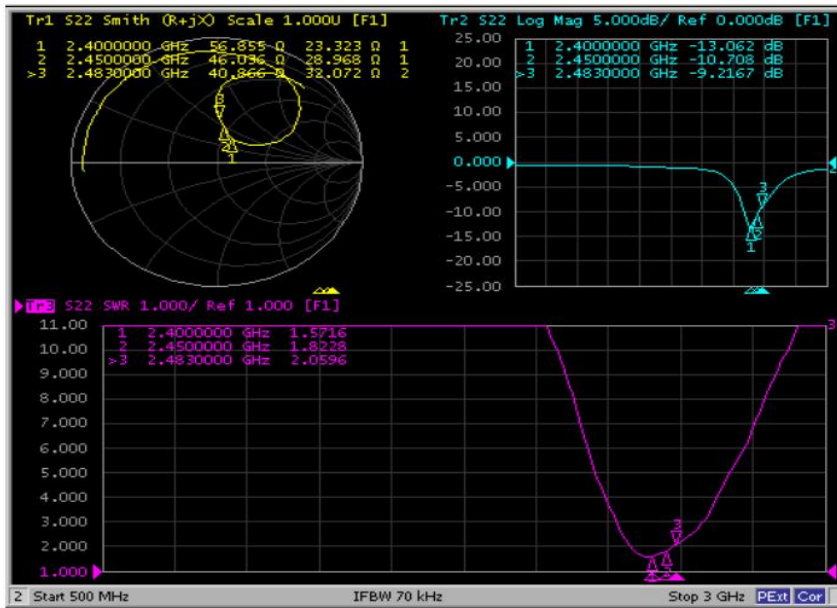
### L边-头模状态 L-side - head mold status:

Freq (MHz)	Effi (%)	Effi (dB)	Gain (dBi)
2400	9.59	-10.18	-6.85
2410	10.17	-9.93	-6.66
2420	10.83	-9.65	-5.34
2430	11.03	-9.58	-5.86
2440	10.4	-9.83	-5.58
2450	10.22	-9.91	-5.23
2460	10.38	-9.84	-4.79
2470	10.27	-9.88	-4.48
2480	10.65	-9.73	-4.5
2490	10.56	-9.76	-4.72
2500	11.21	-9.51	-4.78

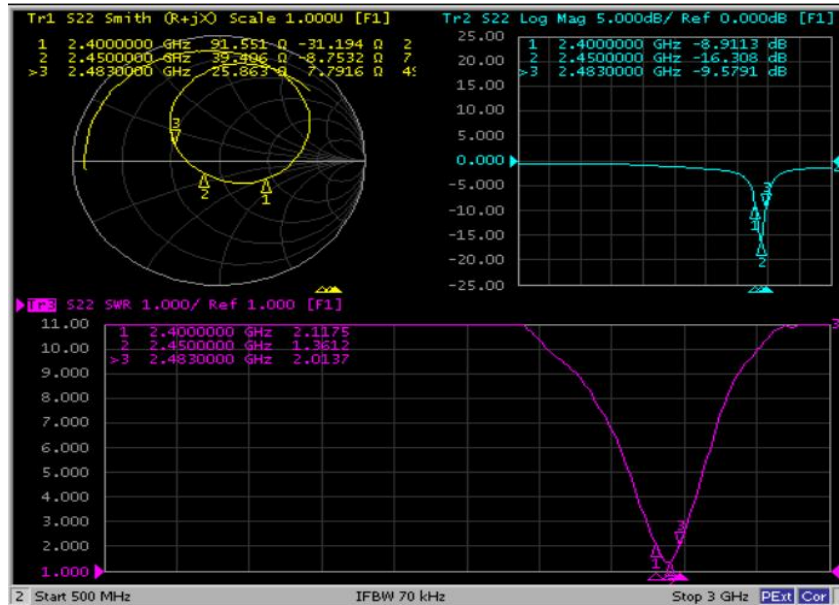


## 4、VSWR 参数图 VSWR parameter diagram

L边-自由状态 L-side - free state:

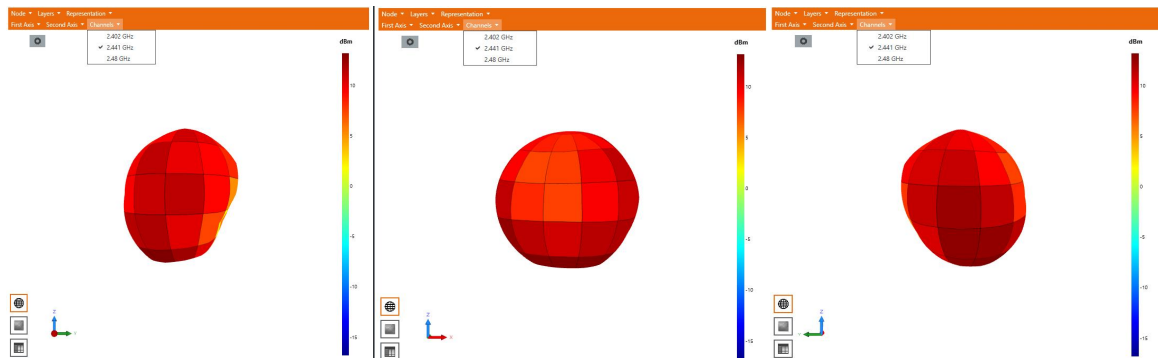


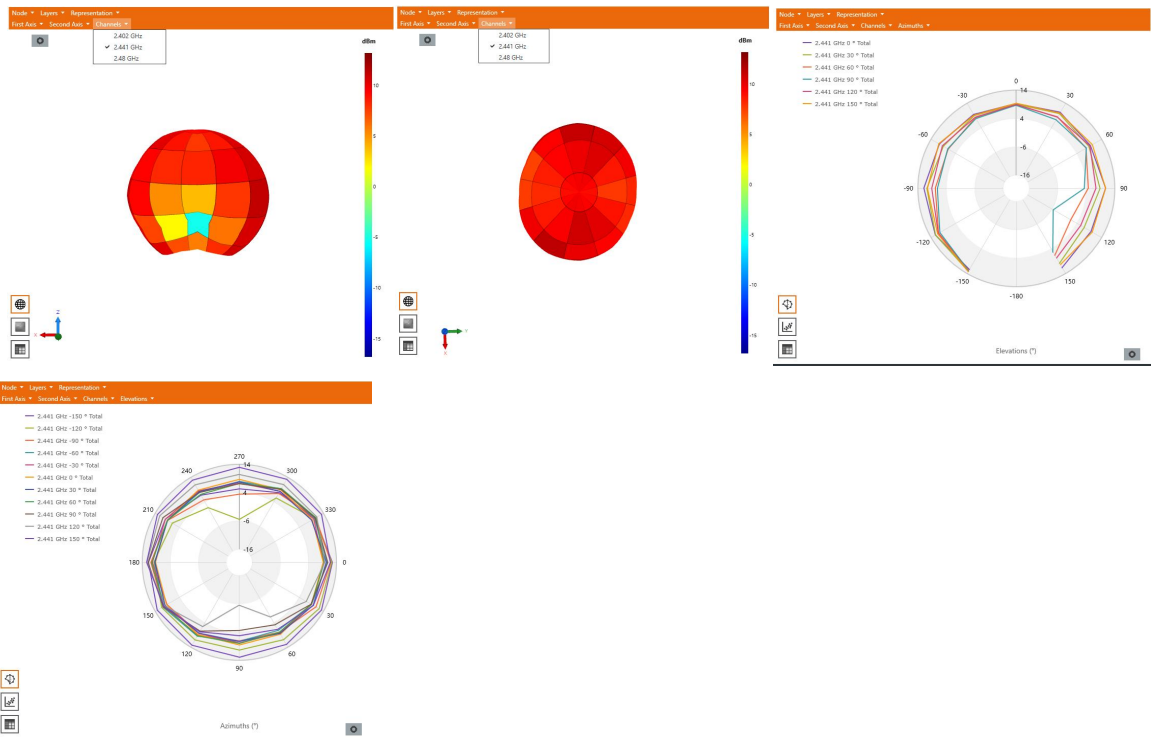
L边-头模状态 L-side - head mold status:



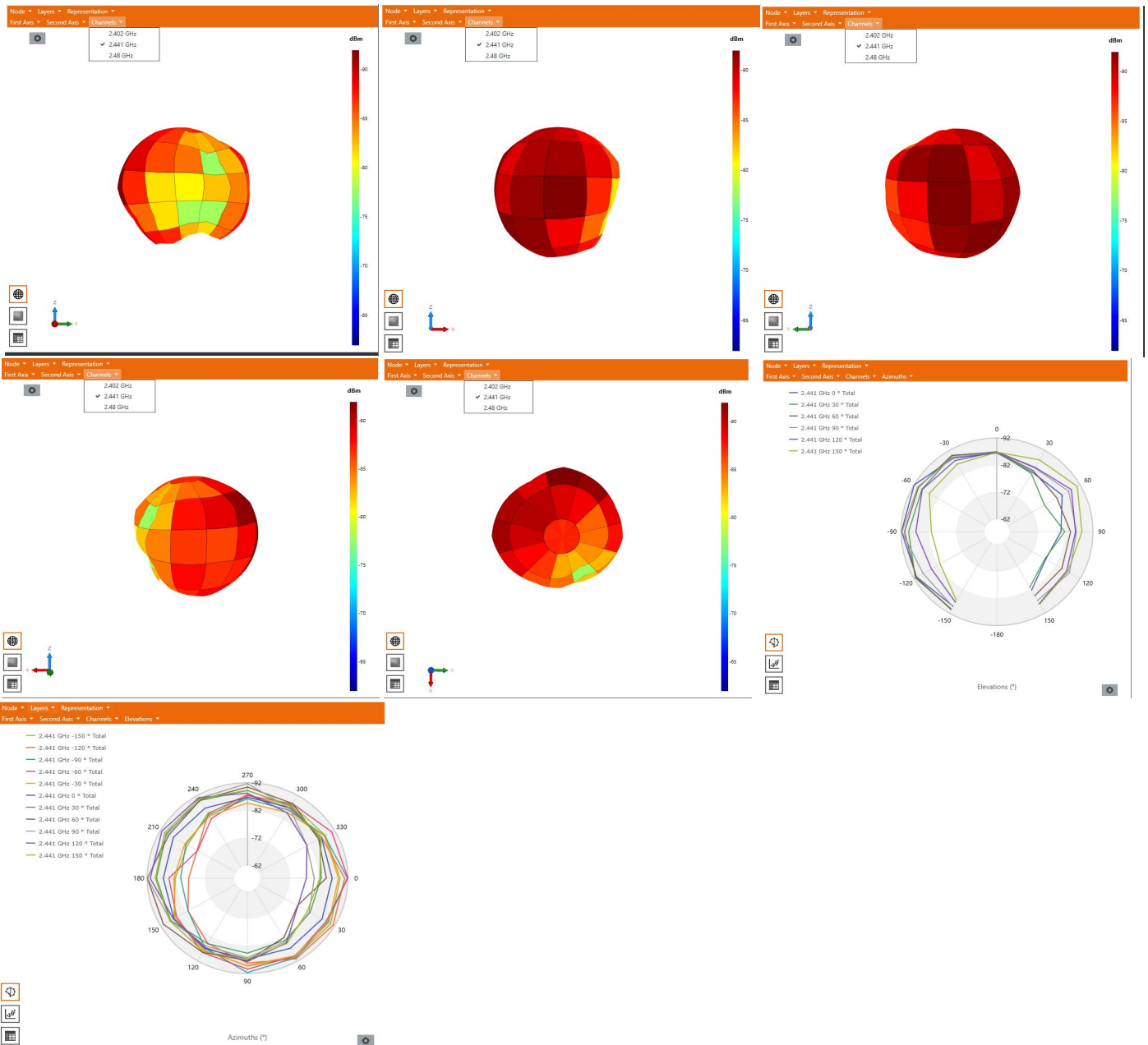
## 5、有源场型图 Passive Field Pattern Diagram

L边-自由状态 L-side - free state:

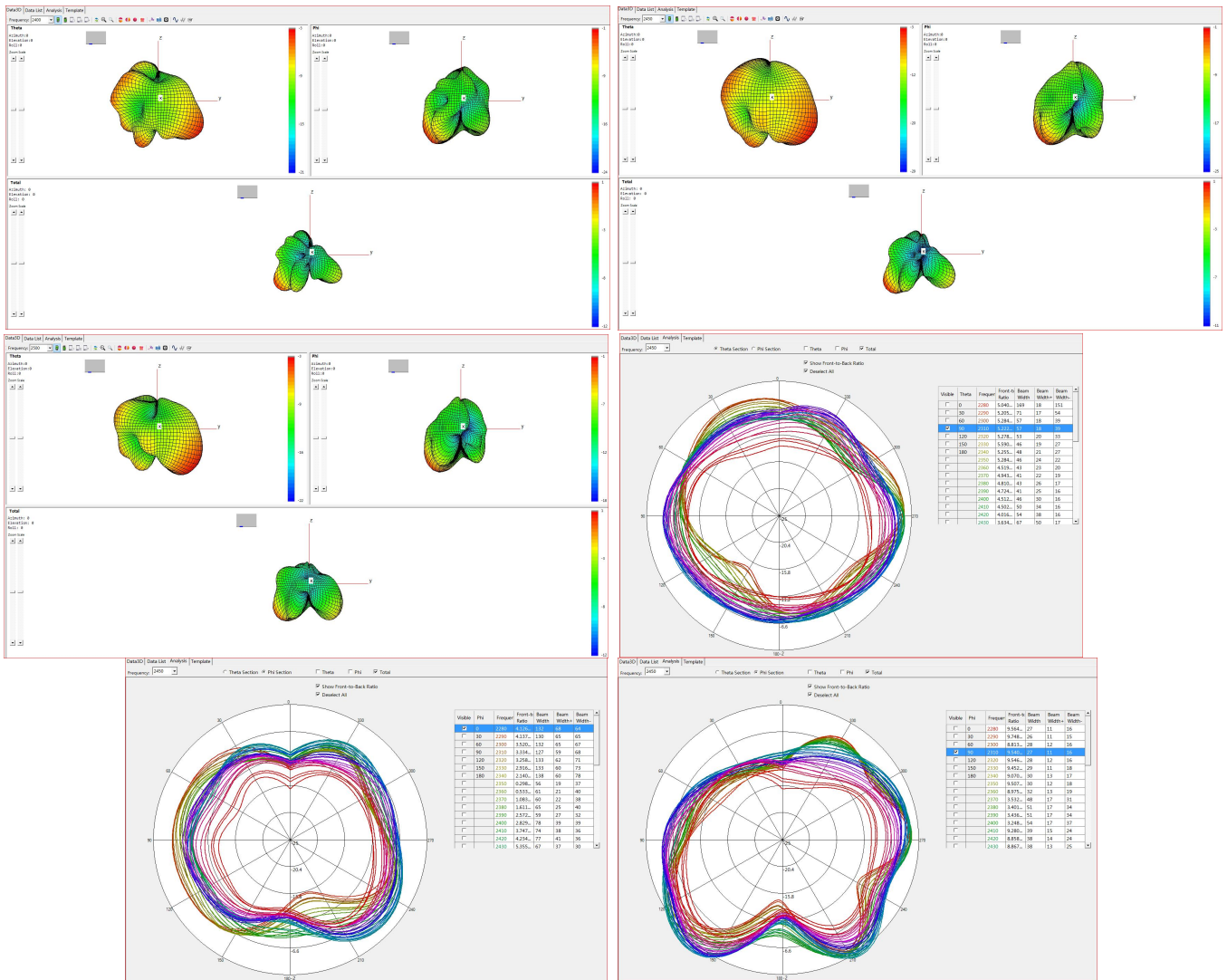




### L边-头模状态 L-side - head mold status:



## 6、无源场型图 Passive field pattern diagram



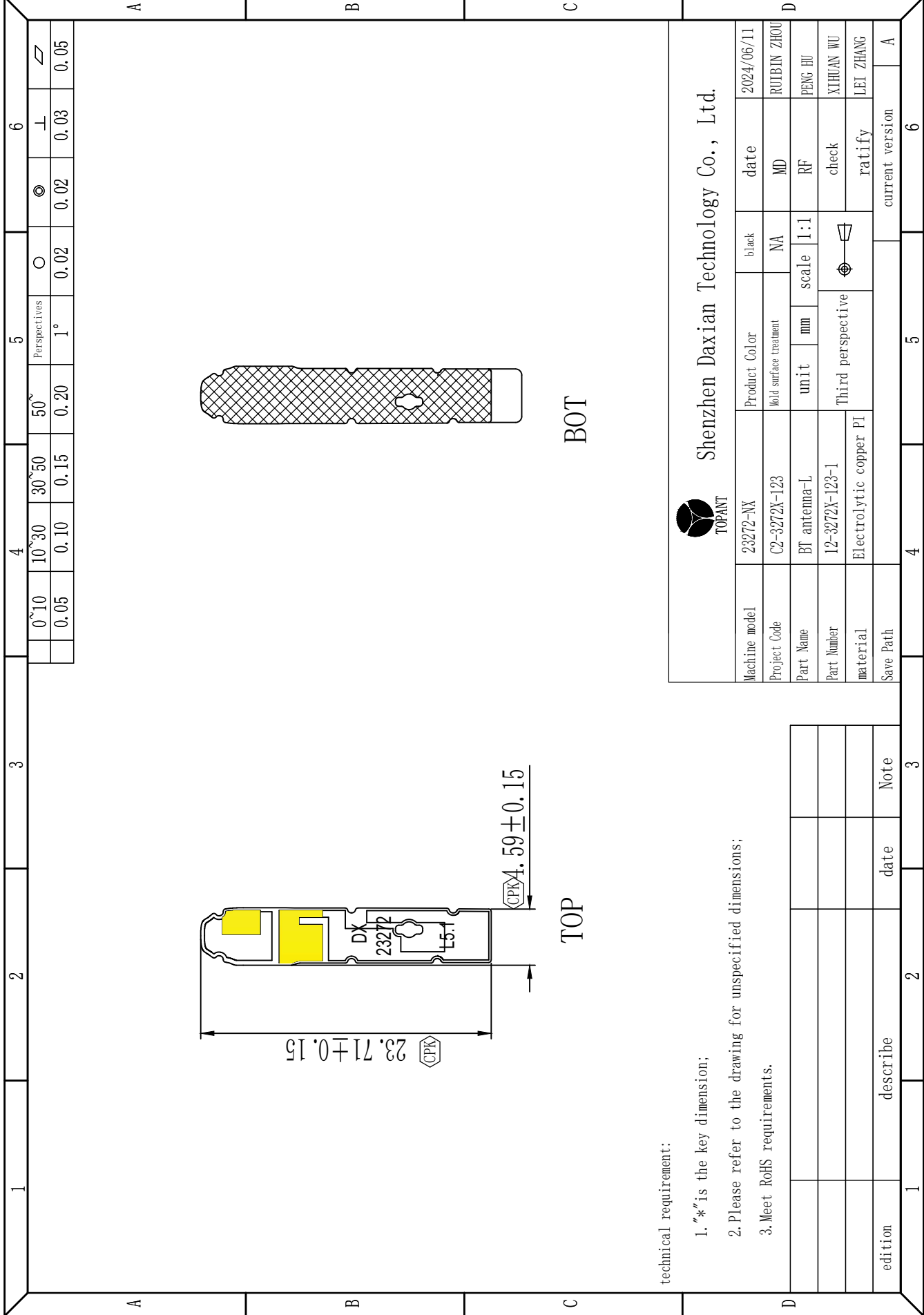
## 7、结论 conclusion

此天线是在客户提供样机基础上设计，电参数和结构性能已达到技术要求，请确认！

This antenna is designed based on the prototype provided by the customer. The electrical parameters and structural performance have met the technical requirements, please confirm!

[www.Topant.com.cn](http://www.Topant.com.cn)  
Confidentiality requirements

Shenzhen Daxian Technology Co., Ltd. already possesses the information provided by the proprietary technology, which should be strictly confidential and not allowed to be disclosed to any person or company without the prior written consent of Shenzhen Daxian Technology Co., Ltd



TOP

BOT

technical requirement:

1. "\*" is the key dimension;
2. Please refer to the drawing for unspecified dimensions;
3. Meet RoHS requirements.



Shenzhen Daxian Technology Co., Ltd.

Machine model	23272-VX	Product Color	black	date	2024/06/11
Project Code	C2-3272X-123	Weld surface treatment	NA	MD	RUIBIN ZHOU
Part Name	BF antenna-L	unit	mm	scale	1:1
Part Number	12-3272X-123-1	Third perspective	RF	check	PENG HU
material	Electrolytic copper PI			ratify	XIYUAN WU
Save Path				current version	LEI ZHANG
					A

edition	describe	date	Note
1			