



Mode	21																																																																																																	
	Harmonic																																																																																																	
	U-NII-2A_5.25-5.35_802.11ax HE40_CH54_Full_5270MHz																																																																																																	
ANT	5+6																																																																																																	
Pol.	Horizontal	Vertical																																																																																																
Peak Avg	<p>Site : 03CH01-SZ Condition: PART 15.407 3m HF_ANT(3117)_22 HORIZONTAL Mode : 21 IMEI : 352134980043864/352134980043872 Plane : Y with Accessories : MCS0 Power setting 16</p> <table border="1"> <thead> <tr> <th>Limit</th> <th>Read</th> <th>Ant</th> <th>Cable</th> <th>Preamp</th> <th>APos</th> <th>TPos</th> <th>Remark</th> </tr> <tr> <th>Freq</th> <th>Level</th> <th>Line</th> <th>Margin</th> <th>Level</th> <th>Factor</th> <th>Loss</th> <th>Factor</th> </tr> <tr> <th>MHz</th> <th>dBuV/m</th> <th>dBuV/m</th> <th>dB</th> <th>dBuV</th> <th>dB/m</th> <th>dB</th> <th>dB</th> </tr> </thead> <tbody> <tr> <td>1</td> <td>10540.00</td> <td>47.58</td> <td>68.30</td> <td>-20.72</td> <td>44.63</td> <td>39.49</td> <td>14.26</td> <td>50.80</td> <td>---</td> <td>---</td> <td>Peak</td> </tr> <tr> <td>2</td> <td>15810.00</td> <td>47.02</td> <td>74.00</td> <td>-26.98</td> <td>39.62</td> <td>41.99</td> <td>17.06</td> <td>51.65</td> <td>---</td> <td>---</td> <td>Peak</td> </tr> </tbody> </table>	Limit	Read	Ant	Cable	Preamp	APos	TPos	Remark	Freq	Level	Line	Margin	Level	Factor	Loss	Factor	MHz	dBuV/m	dBuV/m	dB	dBuV	dB/m	dB	dB	1	10540.00	47.58	68.30	-20.72	44.63	39.49	14.26	50.80	---	---	Peak	2	15810.00	47.02	74.00	-26.98	39.62	41.99	17.06	51.65	---	---	Peak	<p>Site : 03CH01-SZ Condition: PART 15.407 3m HF_ANT(3117)_22 VERTICAL Mode : 21 IMEI : 352134980043864/352134980043872 Plane : Y with Accessories : MCS0 Power setting 16</p> <table border="1"> <thead> <tr> <th>Limit</th> <th>Read</th> <th>Ant</th> <th>Cable</th> <th>Preamp</th> <th>APos</th> <th>TPos</th> <th>Remark</th> </tr> <tr> <th>Freq</th> <th>Level</th> <th>Line</th> <th>Margin</th> <th>Level</th> <th>Factor</th> <th>Loss</th> <th>Factor</th> </tr> <tr> <th>MHz</th> <th>dBuV/m</th> <th>dBuV/m</th> <th>dB</th> <th>dBuV</th> <th>dB/m</th> <th>dB</th> <th>dB</th> </tr> </thead> <tbody> <tr> <td>1</td> <td>10540.00</td> <td>48.30</td> <td>68.30</td> <td>-20.00</td> <td>45.35</td> <td>39.49</td> <td>14.26</td> <td>50.80</td> <td>---</td> <td>---</td> <td>Peak</td> </tr> <tr> <td>2</td> <td>15810.00</td> <td>47.08</td> <td>74.00</td> <td>-26.92</td> <td>39.68</td> <td>41.99</td> <td>17.06</td> <td>51.65</td> <td>---</td> <td>---</td> <td>Peak</td> </tr> </tbody> </table>	Limit	Read	Ant	Cable	Preamp	APos	TPos	Remark	Freq	Level	Line	Margin	Level	Factor	Loss	Factor	MHz	dBuV/m	dBuV/m	dB	dBuV	dB/m	dB	dB	1	10540.00	48.30	68.30	-20.00	45.35	39.49	14.26	50.80	---	---	Peak	2	15810.00	47.08	74.00	-26.92	39.68	41.99	17.06	51.65	---	---	Peak
	Limit	Read	Ant	Cable	Preamp	APos	TPos	Remark																																																																																										
Freq	Level	Line	Margin	Level	Factor	Loss	Factor																																																																																											
MHz	dBuV/m	dBuV/m	dB	dBuV	dB/m	dB	dB																																																																																											
1	10540.00	47.58	68.30	-20.72	44.63	39.49	14.26	50.80	---	---	Peak																																																																																							
2	15810.00	47.02	74.00	-26.98	39.62	41.99	17.06	51.65	---	---	Peak																																																																																							
Limit	Read	Ant	Cable	Preamp	APos	TPos	Remark																																																																																											
Freq	Level	Line	Margin	Level	Factor	Loss	Factor																																																																																											
MHz	dBuV/m	dBuV/m	dB	dBuV	dB/m	dB	dB																																																																																											
1	10540.00	48.30	68.30	-20.00	45.35	39.49	14.26	50.80	---	---	Peak																																																																																							
2	15810.00	47.08	74.00	-26.92	39.68	41.99	17.06	51.65	---	---	Peak																																																																																							

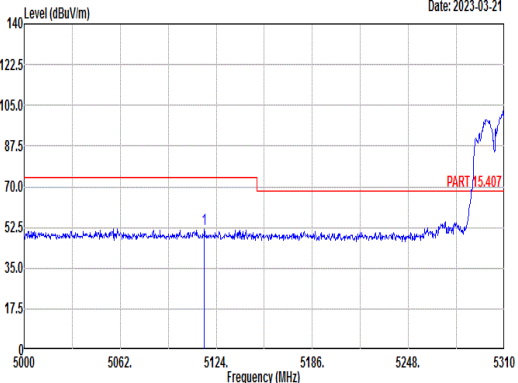
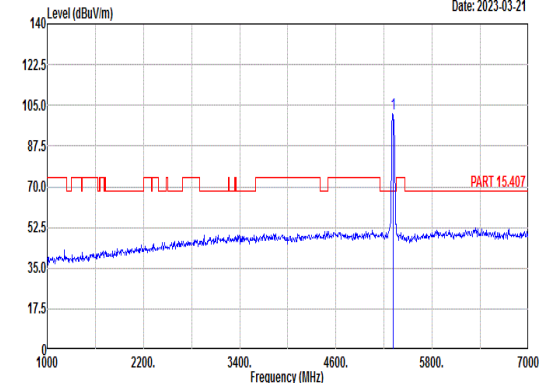
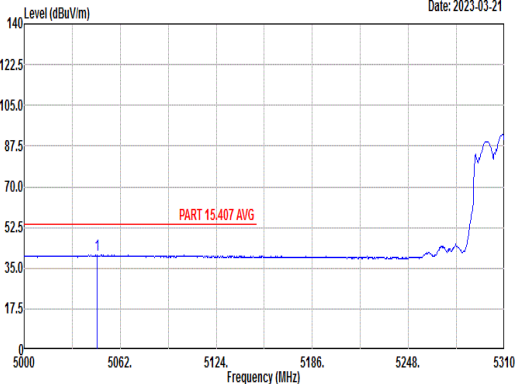
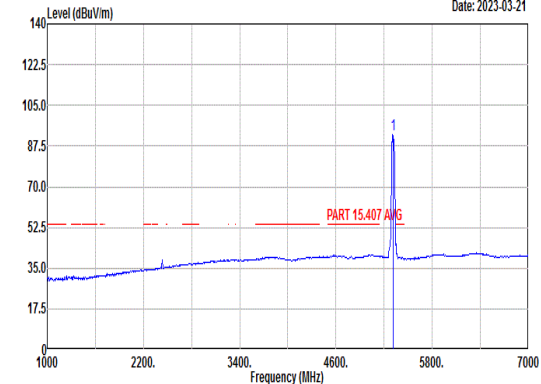


Mode	22																																																									
	Band Edge - L																																																									
	U-NII-2A_5.25-5.35_802.11ax HE40_CH62_Full_5310MHz																																																									
ANT	5+6																																																									
Pol.	Horizontal	Fundamental																																																								
Peak	<p>Site : 03CH01-SZ Condition: PART 15.407 3m ANT3117_0057 HORIZONTAL : RBW:1000.000kHz VBW:3000.000kHz Mode : 22 Setting : MCS0 Power setting 14.5 Plane : Y with accessories : 352134980042460/352134980042478</p> <table border="1"> <thead> <tr> <th>Limit Margin</th> <th>Read</th> <th>Ant</th> <th>Cable Preamp</th> <th>APos</th> <th>TPos</th> <th>Remark</th> </tr> <tr> <th>Freq Level Line (dB)</th> <th>Level Factor</th> <th>Loss Factor</th> <th></th> <th></th> <th></th> <th></th> </tr> <tr> <th>MHz dBuV/m dBuV/m</th> <th>dBuV</th> <th>dB/m</th> <th>dB</th> <th>dB</th> <th>cm</th> <th>deg</th> </tr> </thead> <tbody> <tr> <td>1 5040.30 52.53 74.00 -21.47</td> <td>42.77</td> <td>34.58</td> <td>7.85</td> <td>32.67</td> <td>150</td> <td>137 PEAK</td> </tr> </tbody> </table>	Limit Margin	Read	Ant	Cable Preamp	APos	TPos	Remark	Freq Level Line (dB)	Level Factor	Loss Factor					MHz dBuV/m dBuV/m	dBuV	dB/m	dB	dB	cm	deg	1 5040.30 52.53 74.00 -21.47	42.77	34.58	7.85	32.67	150	137 PEAK	<p>Site : 03CH01-SZ Condition: PART 15.407 3m ANT3117_0057 HORIZONTAL : RBW:1000.000kHz VBW:3000.000kHz Mode : 22 Setting : MCS0 Power setting 14.5 Plane : Y with accessories : 352134980042460/352134980042478</p> <table border="1"> <thead> <tr> <th>Limit Margin</th> <th>Read</th> <th>Ant</th> <th>Cable Preamp</th> <th>APos</th> <th>TPos</th> <th>Remark</th> </tr> <tr> <th>Freq Level Line (dB)</th> <th>Level Factor</th> <th>Loss Factor</th> <th></th> <th></th> <th></th> <th></th> </tr> <tr> <th>MHz dBuV/m dBuV/m</th> <th>dBuV</th> <th>dB/m</th> <th>dB</th> <th>dB</th> <th>cm</th> <th>deg</th> </tr> </thead> <tbody> <tr> <td>1 5310.00 106.94</td> <td>97.34</td> <td>34.48</td> <td>8.22</td> <td>33.10</td> <td>150</td> <td>137 PEAK</td> </tr> </tbody> </table>	Limit Margin	Read	Ant	Cable Preamp	APos	TPos	Remark	Freq Level Line (dB)	Level Factor	Loss Factor					MHz dBuV/m dBuV/m	dBuV	dB/m	dB	dB	cm	deg	1 5310.00 106.94	97.34	34.48	8.22	33.10	150	137 PEAK
	Limit Margin	Read	Ant	Cable Preamp	APos	TPos	Remark																																																			
Freq Level Line (dB)	Level Factor	Loss Factor																																																								
MHz dBuV/m dBuV/m	dBuV	dB/m	dB	dB	cm	deg																																																				
1 5040.30 52.53 74.00 -21.47	42.77	34.58	7.85	32.67	150	137 PEAK																																																				
Limit Margin	Read	Ant	Cable Preamp	APos	TPos	Remark																																																				
Freq Level Line (dB)	Level Factor	Loss Factor																																																								
MHz dBuV/m dBuV/m	dBuV	dB/m	dB	dB	cm	deg																																																				
1 5310.00 106.94	97.34	34.48	8.22	33.10	150	137 PEAK																																																				
Avg	<p>Site : 03CH01-SZ Condition: PART 15.407 AVG 3m ANT3117_0057 HORIZONTAL : RBW:1000.000kHz VBW:0.010kHz Mode : 22 Setting : MCS0 Power setting 14.5 Plane : Y with accessories : 352134980042460/352134980042478</p> <table border="1"> <thead> <tr> <th>Limit Margin</th> <th>Read</th> <th>Ant</th> <th>Cable Preamp</th> <th>APos</th> <th>TPos</th> <th>Remark</th> </tr> <tr> <th>Freq Level Line (dB)</th> <th>Level Factor</th> <th>Loss Factor</th> <th></th> <th></th> <th></th> <th></th> </tr> <tr> <th>MHz dBuV/m dBuV/m</th> <th>dBuV</th> <th>dB/m</th> <th>dB</th> <th>dB</th> <th>cm</th> <th>deg</th> </tr> </thead> <tbody> <tr> <td>1 5065.72 40.66 54.00 -13.34</td> <td>30.94</td> <td>34.57</td> <td>7.86</td> <td>32.71</td> <td>150</td> <td>137 AVERAGE</td> </tr> </tbody> </table>	Limit Margin	Read	Ant	Cable Preamp	APos	TPos	Remark	Freq Level Line (dB)	Level Factor	Loss Factor					MHz dBuV/m dBuV/m	dBuV	dB/m	dB	dB	cm	deg	1 5065.72 40.66 54.00 -13.34	30.94	34.57	7.86	32.71	150	137 AVERAGE	<p>Site : 03CH01-SZ Condition: PART 15.407 AVG 3m ANT3117_0057 HORIZONTAL : RBW:1000.000kHz VBW:0.010kHz Mode : 22 Setting : MCS0 Power setting 14.5 Plane : Y with accessories : 352134980042460/352134980042478</p> <table border="1"> <thead> <tr> <th>Limit Margin</th> <th>Read</th> <th>Ant</th> <th>Cable Preamp</th> <th>APos</th> <th>TPos</th> <th>Remark</th> </tr> <tr> <th>Freq Level Line (dB)</th> <th>Level Factor</th> <th>Loss Factor</th> <th></th> <th></th> <th></th> <th></th> </tr> <tr> <th>MHz dBuV/m dBuV/m</th> <th>dBuV</th> <th>dB/m</th> <th>dB</th> <th>dB</th> <th>cm</th> <th>deg</th> </tr> </thead> <tbody> <tr> <td>1 5310.00 98.86</td> <td>89.26</td> <td>34.48</td> <td>8.22</td> <td>33.10</td> <td>150</td> <td>137 AVERAGE</td> </tr> </tbody> </table>	Limit Margin	Read	Ant	Cable Preamp	APos	TPos	Remark	Freq Level Line (dB)	Level Factor	Loss Factor					MHz dBuV/m dBuV/m	dBuV	dB/m	dB	dB	cm	deg	1 5310.00 98.86	89.26	34.48	8.22	33.10	150	137 AVERAGE
Limit Margin	Read	Ant	Cable Preamp	APos	TPos	Remark																																																				
Freq Level Line (dB)	Level Factor	Loss Factor																																																								
MHz dBuV/m dBuV/m	dBuV	dB/m	dB	dB	cm	deg																																																				
1 5065.72 40.66 54.00 -13.34	30.94	34.57	7.86	32.71	150	137 AVERAGE																																																				
Limit Margin	Read	Ant	Cable Preamp	APos	TPos	Remark																																																				
Freq Level Line (dB)	Level Factor	Loss Factor																																																								
MHz dBuV/m dBuV/m	dBuV	dB/m	dB	dB	cm	deg																																																				
1 5310.00 98.86	89.26	34.48	8.22	33.10	150	137 AVERAGE																																																				



Mode	22																																									
	Band Edge - R																																									
	U-NII-2A_5.25-5.35_802.11ax HE40_CH62_Full_5310MHz																																									
ANT	5+6																																									
Pol.	Horizontal	Fundamental																																								
Peak	<p>Date: 2023-03-21</p> <p>Site : 03CH01-SZ Condition: PART 15.407 3m ANT3117_0057 HORIZONTAL : RBW:1000.000kHz VBW:3000.000kHz Mode : 22 Setting : MCS0 Power setting 14.5 Plane : Y with accessories : 352134980042460/352134980042478</p> <table border="1"> <thead> <tr> <th>Limit</th> <th>Margin</th> <th>Read</th> <th>Ant</th> <th>Cable</th> <th>Preamp</th> <th>APos</th> <th>TPos</th> <th>Remark</th> </tr> <tr> <th>Freq</th> <th>Level</th> <th>Line</th> <th>(dB)</th> <th>Level</th> <th>Factor</th> <th>Loss</th> <th>Factor</th> <th></th> </tr> <tr> <th>MHz</th> <th>dBuV/m</th> <th>dBuV/m</th> <th></th> <th>dBuV</th> <th>dB/m</th> <th>dB</th> <th>dB</th> <th>cm</th> <th>deg</th> </tr> </thead> <tbody> <tr> <td>1</td> <td>5351.40</td> <td>61.02</td> <td>74.00</td> <td>-12.98</td> <td>51.40</td> <td>34.46</td> <td>8.33</td> <td>33.17</td> <td>150</td> <td>137 PEAK</td> </tr> </tbody> </table>		Limit	Margin	Read	Ant	Cable	Preamp	APos	TPos	Remark	Freq	Level	Line	(dB)	Level	Factor	Loss	Factor		MHz	dBuV/m	dBuV/m		dBuV	dB/m	dB	dB	cm	deg	1	5351.40	61.02	74.00	-12.98	51.40	34.46	8.33	33.17	150	137 PEAK	Blank
	Limit	Margin	Read	Ant	Cable	Preamp	APos	TPos	Remark																																	
Freq	Level	Line	(dB)	Level	Factor	Loss	Factor																																			
MHz	dBuV/m	dBuV/m		dBuV	dB/m	dB	dB	cm	deg																																	
1	5351.40	61.02	74.00	-12.98	51.40	34.46	8.33	33.17	150	137 PEAK																																
Avg	<p>Date: 2023-03-21</p> <p>Site : 03CH01-SZ Condition: PART 15.407 AVG 3m ANT3117_0057 HORIZONTAL : RBW:1000.000kHz VBW:0.010kHz Mode : 22 Setting : MCS0 Power setting 14.5 Plane : Y with accessories : 352134980042460/352134980042478</p> <table border="1"> <thead> <tr> <th>Limit</th> <th>Margin</th> <th>Read</th> <th>Ant</th> <th>Cable</th> <th>Preamp</th> <th>APos</th> <th>TPos</th> <th>Remark</th> </tr> <tr> <th>Freq</th> <th>Level</th> <th>Line</th> <th>(dB)</th> <th>Level</th> <th>Factor</th> <th>Loss</th> <th>Factor</th> <th></th> </tr> <tr> <th>MHz</th> <th>dBuV/m</th> <th>dBuV/m</th> <th></th> <th>dBuV</th> <th>dB/m</th> <th>dB</th> <th>dB</th> <th>cm</th> <th>deg</th> </tr> </thead> <tbody> <tr> <td>1</td> <td>5351.40</td> <td>49.97</td> <td>54.00</td> <td>-4.03</td> <td>40.35</td> <td>34.46</td> <td>8.33</td> <td>33.17</td> <td>150</td> <td>137 AVERAGE</td> </tr> </tbody> </table>		Limit	Margin	Read	Ant	Cable	Preamp	APos	TPos	Remark	Freq	Level	Line	(dB)	Level	Factor	Loss	Factor		MHz	dBuV/m	dBuV/m		dBuV	dB/m	dB	dB	cm	deg	1	5351.40	49.97	54.00	-4.03	40.35	34.46	8.33	33.17	150	137 AVERAGE	Blank
Limit	Margin	Read	Ant	Cable	Preamp	APos	TPos	Remark																																		
Freq	Level	Line	(dB)	Level	Factor	Loss	Factor																																			
MHz	dBuV/m	dBuV/m		dBuV	dB/m	dB	dB	cm	deg																																	
1	5351.40	49.97	54.00	-4.03	40.35	34.46	8.33	33.17	150	137 AVERAGE																																



		22																																																										
Mode	Band Edge - L																																																											
	U-NII-2A_5.25-5.35_802.11ax HE40_CH62_Full_5310MHz																																																											
ANT	5+6																																																											
Pol.	Vertical	Fundamental																																																										
Peak	 <p>Level (dBuV/m) vs Frequency (MHz) plot for Vertical polarization. The plot shows a signal level rising from approximately 50 dBuV/m at 5000 MHz to about 100 dBuV/m at 5310 MHz. A red horizontal line indicates a limit at 70.0 dBuV/m. A peak is labeled 'PART 15.407'.</p> <p>Site : 03CH03-SZ Condition: PART 15.407 3m ANT3117_0057 VERTICAL : RBW:1000kHz VBW:3000kHz Mode : 22 Setting : MCS0 Power setting 14.5 Plane : Y with accessories : 352134980042460/352134980042478</p> <table border="1"> <thead> <tr> <th>Limit</th> <th>Read</th> <th>Ant</th> <th>Cable Preamp</th> <th>APos</th> <th>TPos</th> <th>Remark</th> </tr> <tr> <th>Freq</th> <th>Level</th> <th>Line</th> <th>Margin</th> <th>Level</th> <th>Factor</th> <th>Loss Factor</th> <th>cm</th> <th>deg</th> </tr> </thead> <tbody> <tr> <td>1</td> <td>5116.25</td> <td>51.95</td> <td>74.00</td> <td>-22.05</td> <td>42.29</td> <td>34.55</td> <td>7.90</td> <td>32.79</td> <td>100</td> <td>302</td> <td>PEAK</td> </tr> </tbody> </table>	Limit	Read	Ant	Cable Preamp	APos	TPos	Remark	Freq	Level	Line	Margin	Level	Factor	Loss Factor	cm	deg	1	5116.25	51.95	74.00	-22.05	42.29	34.55	7.90	32.79	100	302	PEAK	 <p>Level (dBuV/m) vs Frequency (MHz) plot for Fundamental polarization. The plot shows a signal level rising from approximately 50 dBuV/m at 1000 MHz to about 100 dBuV/m at 5310 MHz. A red horizontal line indicates a limit at 70.0 dBuV/m. A peak is labeled 'PART 15.407'.</p> <p>Site : 03CH03-SZ Condition: PART 15.407 3m ANT3117_0057 VERTICAL : RBW:1000kHz VBW:3000kHz Mode : 22 Setting : MCS0 Power setting 14.5 Plane : Y with accessories : 352134980042460/352134980042478</p> <table border="1"> <thead> <tr> <th>Limit</th> <th>Read</th> <th>Ant</th> <th>Cable Preamp</th> <th>APos</th> <th>TPos</th> <th>Remark</th> </tr> <tr> <th>Freq</th> <th>Level</th> <th>Line</th> <th>Margin</th> <th>Level</th> <th>Factor</th> <th>Loss Factor</th> <th>cm</th> <th>deg</th> </tr> </thead> <tbody> <tr> <td>1</td> <td>5310.00</td> <td>101.64</td> <td>-----</td> <td>-----</td> <td>92.04</td> <td>34.48</td> <td>8.22</td> <td>33.10</td> <td>100</td> <td>302</td> <td>PEAK</td> </tr> </tbody> </table>	Limit	Read	Ant	Cable Preamp	APos	TPos	Remark	Freq	Level	Line	Margin	Level	Factor	Loss Factor	cm	deg	1	5310.00	101.64	-----	-----	92.04	34.48	8.22	33.10	100	302	PEAK		
	Limit	Read	Ant	Cable Preamp	APos	TPos	Remark																																																					
Freq	Level	Line	Margin	Level	Factor	Loss Factor	cm	deg																																																				
1	5116.25	51.95	74.00	-22.05	42.29	34.55	7.90	32.79	100	302	PEAK																																																	
Limit	Read	Ant	Cable Preamp	APos	TPos	Remark																																																						
Freq	Level	Line	Margin	Level	Factor	Loss Factor	cm	deg																																																				
1	5310.00	101.64	-----	-----	92.04	34.48	8.22	33.10	100	302	PEAK																																																	
Avg	 <p>Level (dBuV/m) vs Frequency (MHz) plot for Vertical polarization. The plot shows a signal level rising from approximately 50 dBuV/m at 5000 MHz to about 100 dBuV/m at 5310 MHz. A red horizontal line indicates a limit at 54.00 dBuV/m. A peak is labeled 'PART 15.407 AVG'.</p> <p>Site : 03CH01-SZ Condition: PART 15.407 AVG 3m ANT3117_0057 VERTICAL : RBW:1000.000kHz VBW:0.010kHz Mode : 22 Setting : MCS0 Power setting 14.5 Plane : Y with accessories : 352134980042460/352134980042478</p> <table border="1"> <thead> <tr> <th>Limit</th> <th>Margin</th> <th>Read</th> <th>Ant</th> <th>Cable Preamp</th> <th>APos</th> <th>TPos</th> <th>Remark</th> </tr> <tr> <th>Freq</th> <th>Level</th> <th>Line</th> <th>(dB)</th> <th>Level</th> <th>Factor</th> <th>Loss Factor</th> <th>cm</th> <th>deg</th> </tr> </thead> <tbody> <tr> <td>1</td> <td>5047.12</td> <td>40.58</td> <td>54.00</td> <td>-13.42</td> <td>30.83</td> <td>34.58</td> <td>7.85</td> <td>32.68</td> <td>100</td> <td>302</td> <td>AVERAGE</td> </tr> </tbody> </table>	Limit	Margin	Read	Ant	Cable Preamp	APos	TPos	Remark	Freq	Level	Line	(dB)	Level	Factor	Loss Factor	cm	deg	1	5047.12	40.58	54.00	-13.42	30.83	34.58	7.85	32.68	100	302	AVERAGE	 <p>Level (dBuV/m) vs Frequency (MHz) plot for Fundamental polarization. The plot shows a signal level rising from approximately 50 dBuV/m at 1000 MHz to about 100 dBuV/m at 5310 MHz. A red horizontal line indicates a limit at 54.00 dBuV/m. A peak is labeled 'PART 15.407 AVG'.</p> <p>Site : 03CH01-SZ Condition: PART 15.407 AVG 3m ANT3117_0057 VERTICAL : RBW:1000.000kHz VBW:0.010kHz Mode : 22 Setting : MCS0 Power setting 14.5 Plane : Y with accessories : 352134980042460/352134980042478</p> <table border="1"> <thead> <tr> <th>Limit</th> <th>Margin</th> <th>Read</th> <th>Ant</th> <th>Cable Preamp</th> <th>APos</th> <th>TPos</th> <th>Remark</th> </tr> <tr> <th>Freq</th> <th>Level</th> <th>Line</th> <th>(dB)</th> <th>Level</th> <th>Factor</th> <th>Loss Factor</th> <th>cm</th> <th>deg</th> </tr> </thead> <tbody> <tr> <td>1</td> <td>5310.00</td> <td>92.32</td> <td>-----</td> <td>-----</td> <td>82.72</td> <td>34.48</td> <td>8.22</td> <td>33.10</td> <td>100</td> <td>302</td> <td>AVERAGE</td> </tr> </tbody> </table>	Limit	Margin	Read	Ant	Cable Preamp	APos	TPos	Remark	Freq	Level	Line	(dB)	Level	Factor	Loss Factor	cm	deg	1	5310.00	92.32	-----	-----	82.72	34.48	8.22	33.10	100	302	AVERAGE
Limit	Margin	Read	Ant	Cable Preamp	APos	TPos	Remark																																																					
Freq	Level	Line	(dB)	Level	Factor	Loss Factor	cm	deg																																																				
1	5047.12	40.58	54.00	-13.42	30.83	34.58	7.85	32.68	100	302	AVERAGE																																																	
Limit	Margin	Read	Ant	Cable Preamp	APos	TPos	Remark																																																					
Freq	Level	Line	(dB)	Level	Factor	Loss Factor	cm	deg																																																				
1	5310.00	92.32	-----	-----	82.72	34.48	8.22	33.10	100	302	AVERAGE																																																	



Mode	22																																			
	Band Edge - R																																			
	U-NII-2A_5.25-5.35_802.11ax HE40_CH62_Full_5310MHz																																			
ANT	5+6																																			
Pol.	Vertical	Fundamental																																		
Peak	<p>Date: 2023-03-21</p> <p>Level (dBuV/m)</p> <p>Frequency (MHz)</p> <p>PART 15.407</p> <p>Site : 03CH03-SZ Condition: PART 15.407 3m ANT3117_0057 VERTICAL : RBW:1000kHz VBW:3000kHz Mode : 22 Setting : MCS0 Power setting 14.5 Plane : Y with accessories : 352134980042460/352134980042478</p> <table border="1"> <thead> <tr> <th>Limit</th> <th>Read</th> <th>Ant</th> <th>Cable</th> <th>Preamp</th> <th>APos</th> <th>TPos</th> <th>Remark</th> </tr> <tr> <th>Freq</th> <th>Level</th> <th>Line</th> <th>Margin</th> <th>Level</th> <th>Factor</th> <th>Loss</th> <th>Factor</th> </tr> <tr> <th>MHz</th> <th>dBuV/m</th> <th>dBuV/m</th> <th>dB</th> <th>dBuV</th> <th>dB/m</th> <th>dB</th> <th>dB</th> </tr> </thead> <tbody> <tr> <td>1</td> <td>5351.10</td> <td>55.99</td> <td>74.00</td> <td>-18.01</td> <td>46.37</td> <td>34.46</td> <td>8.33 33.17</td> <td>100 302 PEAK</td> </tr> </tbody> </table>		Limit	Read	Ant	Cable	Preamp	APos	TPos	Remark	Freq	Level	Line	Margin	Level	Factor	Loss	Factor	MHz	dBuV/m	dBuV/m	dB	dBuV	dB/m	dB	dB	1	5351.10	55.99	74.00	-18.01	46.37	34.46	8.33 33.17	100 302 PEAK	
	Limit	Read	Ant	Cable	Preamp	APos	TPos	Remark																												
Freq	Level	Line	Margin	Level	Factor	Loss	Factor																													
MHz	dBuV/m	dBuV/m	dB	dBuV	dB/m	dB	dB																													
1	5351.10	55.99	74.00	-18.01	46.37	34.46	8.33 33.17	100 302 PEAK																												
Avg	<p>Date: 2023-03-21</p> <p>Level (dBuV/m)</p> <p>Frequency (MHz)</p> <p>PART 15.407 AVG</p> <p>Site : 03CH01-SZ Condition: PART 15.407 AVG 3m ANT3117_0057 VERTICAL : RBW:1000.000kHz VBW:0.010kHz Mode : 22 Setting : MCS0 Power setting 14.5 Plane : Y with accessories : 352134980042460/352134980042478</p> <table border="1"> <thead> <tr> <th>Limit</th> <th>Margin</th> <th>Read</th> <th>Ant</th> <th>Cable</th> <th>Preamp</th> <th>APos</th> <th>TPos</th> <th>Remark</th> </tr> <tr> <th>Freq</th> <th>Level</th> <th>Line</th> <th>(dB)</th> <th>Level</th> <th>Factor</th> <th>Loss</th> <th>Factor</th> </tr> <tr> <th>MHz</th> <th>dBuV/m</th> <th>dBuV/m</th> <th></th> <th>dBuV</th> <th>dB/m</th> <th>dB</th> <th>dB</th> </tr> </thead> <tbody> <tr> <td>1</td> <td>5350.05</td> <td>45.38</td> <td>54.00</td> <td>-8.62</td> <td>35.76</td> <td>34.46</td> <td>8.33 33.17</td> <td>100 302 AVERAGE</td> </tr> </tbody> </table>		Limit	Margin	Read	Ant	Cable	Preamp	APos	TPos	Remark	Freq	Level	Line	(dB)	Level	Factor	Loss	Factor	MHz	dBuV/m	dBuV/m		dBuV	dB/m	dB	dB	1	5350.05	45.38	54.00	-8.62	35.76	34.46	8.33 33.17	100 302 AVERAGE
	Limit	Margin	Read	Ant	Cable	Preamp	APos	TPos	Remark																											
Freq	Level	Line	(dB)	Level	Factor	Loss	Factor																													
MHz	dBuV/m	dBuV/m		dBuV	dB/m	dB	dB																													
1	5350.05	45.38	54.00	-8.62	35.76	34.46	8.33 33.17	100 302 AVERAGE																												



Mode	22																																																																																																	
	Harmonic																																																																																																	
	U-NII-2A_5.25-5.35_802.11ax HE40_CH62_Full_5310MHz																																																																																																	
ANT	5+6																																																																																																	
Pol.	Horizontal	Vertical																																																																																																
Peak Avg	<p>Site : 03CH01-SZ Condition: PART 15.407 3m HF_ANT(3117)_22 HORIZONTAL Mode : 22 IMEI : 352134980043864/352134980043872 Plane : Y with Accessories : MCS0 Power setting 14.5</p> <table border="1"> <thead> <tr> <th>Limit</th> <th>Read</th> <th>Ant</th> <th>Cable</th> <th>Preamp</th> <th>APos</th> <th>TPos</th> <th>Remark</th> </tr> <tr> <th>Freq</th> <th>Level</th> <th>Line</th> <th>Margin</th> <th>Level</th> <th>Factor</th> <th>Loss</th> <th>Factor</th> </tr> <tr> <th>MHz</th> <th>dBuV/m</th> <th>dBuV/m</th> <th>dB</th> <th>dBuV</th> <th>dB/m</th> <th>dB</th> <th>dB</th> </tr> </thead> <tbody> <tr> <td>1</td> <td>10620.00</td> <td>47.22</td> <td>74.00</td> <td>-26.78</td> <td>44.23</td> <td>39.48</td> <td>14.31</td> <td>50.80</td> <td>---</td> <td>---</td> <td>Peak</td> </tr> <tr> <td>2</td> <td>15930.00</td> <td>47.90</td> <td>74.00</td> <td>-26.10</td> <td>40.43</td> <td>42.06</td> <td>17.16</td> <td>51.75</td> <td>---</td> <td>---</td> <td>Peak</td> </tr> </tbody> </table>	Limit	Read	Ant	Cable	Preamp	APos	TPos	Remark	Freq	Level	Line	Margin	Level	Factor	Loss	Factor	MHz	dBuV/m	dBuV/m	dB	dBuV	dB/m	dB	dB	1	10620.00	47.22	74.00	-26.78	44.23	39.48	14.31	50.80	---	---	Peak	2	15930.00	47.90	74.00	-26.10	40.43	42.06	17.16	51.75	---	---	Peak	<p>Site : 03CH01-SZ Condition: PART 15.407 3m HF_ANT(3117)_22 VERTICAL Mode : 22 IMEI : 352134980043864/352134980043872 Plane : Y with Accessories : MCS0 Power setting 14.5</p> <table border="1"> <thead> <tr> <th>Limit</th> <th>Read</th> <th>Ant</th> <th>Cable</th> <th>Preamp</th> <th>APos</th> <th>TPos</th> <th>Remark</th> </tr> <tr> <th>Freq</th> <th>Level</th> <th>Line</th> <th>Margin</th> <th>Level</th> <th>Factor</th> <th>Loss</th> <th>Factor</th> </tr> <tr> <th>MHz</th> <th>dBuV/m</th> <th>dBuV/m</th> <th>dB</th> <th>dBuV</th> <th>dB/m</th> <th>dB</th> <th>dB</th> </tr> </thead> <tbody> <tr> <td>1</td> <td>10620.00</td> <td>47.66</td> <td>74.00</td> <td>-26.34</td> <td>44.67</td> <td>39.48</td> <td>14.31</td> <td>50.80</td> <td>---</td> <td>---</td> <td>Peak</td> </tr> <tr> <td>2</td> <td>15930.00</td> <td>47.64</td> <td>74.00</td> <td>-26.36</td> <td>40.17</td> <td>42.06</td> <td>17.16</td> <td>51.75</td> <td>---</td> <td>---</td> <td>Peak</td> </tr> </tbody> </table>	Limit	Read	Ant	Cable	Preamp	APos	TPos	Remark	Freq	Level	Line	Margin	Level	Factor	Loss	Factor	MHz	dBuV/m	dBuV/m	dB	dBuV	dB/m	dB	dB	1	10620.00	47.66	74.00	-26.34	44.67	39.48	14.31	50.80	---	---	Peak	2	15930.00	47.64	74.00	-26.36	40.17	42.06	17.16	51.75	---	---	Peak
	Limit	Read	Ant	Cable	Preamp	APos	TPos	Remark																																																																																										
Freq	Level	Line	Margin	Level	Factor	Loss	Factor																																																																																											
MHz	dBuV/m	dBuV/m	dB	dBuV	dB/m	dB	dB																																																																																											
1	10620.00	47.22	74.00	-26.78	44.23	39.48	14.31	50.80	---	---	Peak																																																																																							
2	15930.00	47.90	74.00	-26.10	40.43	42.06	17.16	51.75	---	---	Peak																																																																																							
Limit	Read	Ant	Cable	Preamp	APos	TPos	Remark																																																																																											
Freq	Level	Line	Margin	Level	Factor	Loss	Factor																																																																																											
MHz	dBuV/m	dBuV/m	dB	dBuV	dB/m	dB	dB																																																																																											
1	10620.00	47.66	74.00	-26.34	44.67	39.48	14.31	50.80	---	---	Peak																																																																																							
2	15930.00	47.64	74.00	-26.36	40.17	42.06	17.16	51.75	---	---	Peak																																																																																							

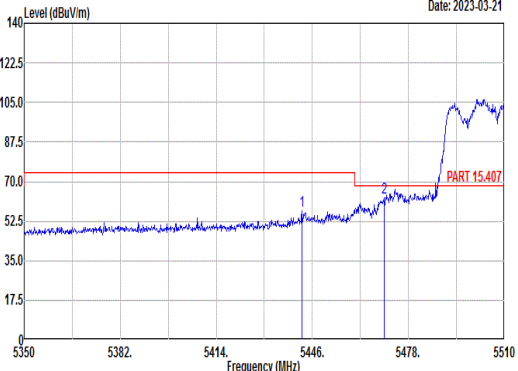
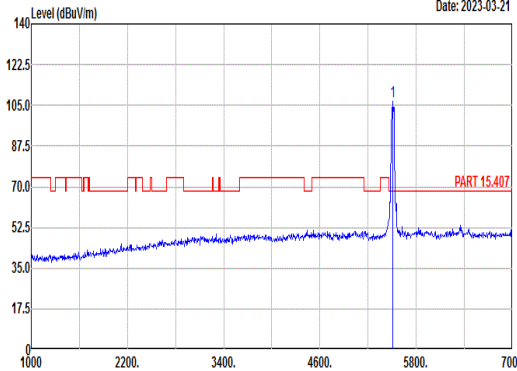
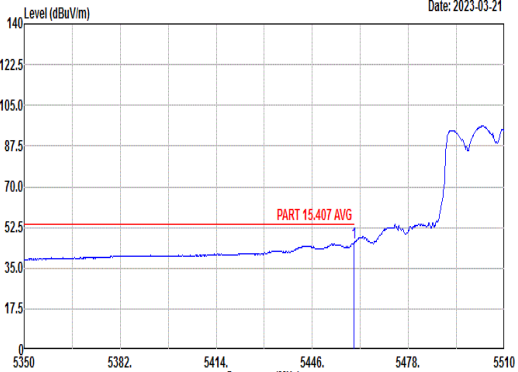
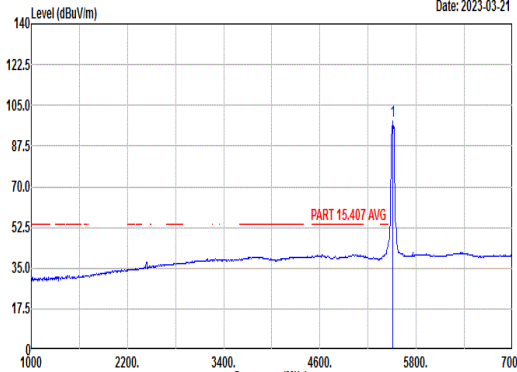


Mode	23																																																																
	Band Edge - L																																																																
	U-NII-2C_5.47-5.725_802.11ax HE40_CH102_Full_5510MHz																																																																
ANT	5+6																																																																
Pol.	Horizontal	Fundamental																																																															
Peak	<p>Site : 03CH03-SZ Condition: PART 15.407 3m ANT3117_0057 HORIZONTAL : RBW:1000kHz VBW:3000kHz Mode : 23 Setting : MCS0 Power setting 16 Plane : Y with accessories : 352134980042460/352134980042478</p> <table border="1"> <thead> <tr> <th>Limit</th> <th>Read</th> <th>Ant</th> <th>Cable Preamp</th> <th>APos</th> <th>TPos</th> <th>Remark</th> </tr> <tr> <th>Freq Level Line Margin</th> <th>Level Factor</th> <th>Loss Factor</th> <th></th> <th></th> <th></th> <th></th> </tr> <tr> <th>MHz dBuV/m dB</th> <th>dBuV dB/m</th> <th>dB</th> <th>dB</th> <th>cm</th> <th>deg</th> <th></th> </tr> </thead> <tbody> <tr> <td>1 5459.92 58.93 74.00 -15.07</td> <td>49.45</td> <td>34.42</td> <td>8.41</td> <td>33.35</td> <td>100</td> <td>136 PEAK</td> </tr> <tr> <td>2 5469.20 63.42 68.30 -4.88</td> <td>53.97</td> <td>34.41</td> <td>8.40</td> <td>33.36</td> <td>100</td> <td>136 PEAK</td> </tr> </tbody> </table>	Limit	Read	Ant	Cable Preamp	APos	TPos	Remark	Freq Level Line Margin	Level Factor	Loss Factor					MHz dBuV/m dB	dBuV dB/m	dB	dB	cm	deg		1 5459.92 58.93 74.00 -15.07	49.45	34.42	8.41	33.35	100	136 PEAK	2 5469.20 63.42 68.30 -4.88	53.97	34.41	8.40	33.36	100	136 PEAK	<p>Site : 03CH03-SZ Condition: PART 15.407 3m ANT3117_0057 HORIZONTAL : RBW:1000kHz VBW:3000kHz Mode : 23 Setting : MCS0 Power setting 16 Plane : Y with accessories : 352134980042460/352134980042478</p> <table border="1"> <thead> <tr> <th>Limit</th> <th>Read</th> <th>Ant</th> <th>Cable Preamp</th> <th>APos</th> <th>TPos</th> <th>Remark</th> </tr> <tr> <th>Freq Level Line Margin</th> <th>Level Factor</th> <th>Loss Factor</th> <th></th> <th></th> <th></th> <th></th> </tr> <tr> <th>MHz dBuV/m dB</th> <th>dBuV dB/m</th> <th>dB</th> <th>dB</th> <th>cm</th> <th>deg</th> <th></th> </tr> </thead> <tbody> <tr> <td>1 5510.00 105.85</td> <td>96.48</td> <td>34.43</td> <td>8.34</td> <td>33.40</td> <td>100</td> <td>136 PEAK</td> </tr> </tbody> </table>	Limit	Read	Ant	Cable Preamp	APos	TPos	Remark	Freq Level Line Margin	Level Factor	Loss Factor					MHz dBuV/m dB	dBuV dB/m	dB	dB	cm	deg		1 5510.00 105.85	96.48	34.43	8.34	33.40	100	136 PEAK
	Limit	Read	Ant	Cable Preamp	APos	TPos	Remark																																																										
Freq Level Line Margin	Level Factor	Loss Factor																																																															
MHz dBuV/m dB	dBuV dB/m	dB	dB	cm	deg																																																												
1 5459.92 58.93 74.00 -15.07	49.45	34.42	8.41	33.35	100	136 PEAK																																																											
2 5469.20 63.42 68.30 -4.88	53.97	34.41	8.40	33.36	100	136 PEAK																																																											
Limit	Read	Ant	Cable Preamp	APos	TPos	Remark																																																											
Freq Level Line Margin	Level Factor	Loss Factor																																																															
MHz dBuV/m dB	dBuV dB/m	dB	dB	cm	deg																																																												
1 5510.00 105.85	96.48	34.43	8.34	33.40	100	136 PEAK																																																											
Avg	<p>Site : 03CH01-SZ Condition: PART 15.407 AVG 3m ANT3117_0057 HORIZONTAL : RBW:1000.000kHz VBW:0.010kHz Mode : 23 Setting : MCS0 Power setting 16 Plane : Y with accessories : 352134980042460/352134980042478</p> <table border="1"> <thead> <tr> <th>Limit</th> <th>Read</th> <th>Ant</th> <th>Cable Preamp</th> <th>APos</th> <th>TPos</th> <th>Remark</th> </tr> <tr> <th>Freq Level Line Margin</th> <th>Level Factor</th> <th>Loss Factor</th> <th></th> <th></th> <th></th> <th></th> </tr> <tr> <th>MHz dBuV/m dB</th> <th>dBuV dB/m</th> <th>dB</th> <th>dB</th> <th>cm</th> <th>deg</th> <th></th> </tr> </thead> <tbody> <tr> <td>1 5459.28 47.53 54.00 -6.47</td> <td>38.05</td> <td>34.42</td> <td>8.41</td> <td>33.35</td> <td>100</td> <td>136 AVERAGE</td> </tr> </tbody> </table>	Limit	Read	Ant	Cable Preamp	APos	TPos	Remark	Freq Level Line Margin	Level Factor	Loss Factor					MHz dBuV/m dB	dBuV dB/m	dB	dB	cm	deg		1 5459.28 47.53 54.00 -6.47	38.05	34.42	8.41	33.35	100	136 AVERAGE	<p>Site : 03CH01-SZ Condition: PART 15.407 AVG 3m ANT3117_0057 HORIZONTAL : RBW:1000.000kHz VBW:0.010kHz Mode : 23 Setting : MCS0 Power setting 16 Plane : Y with accessories : 352134980042460/352134980042478</p> <table border="1"> <thead> <tr> <th>Limit</th> <th>Read</th> <th>Ant</th> <th>Cable Preamp</th> <th>APos</th> <th>TPos</th> <th>Remark</th> </tr> <tr> <th>Freq Level Line Margin</th> <th>Level Factor</th> <th>Loss Factor</th> <th></th> <th></th> <th></th> <th></th> </tr> <tr> <th>MHz dBuV/m dB</th> <th>dBuV dB/m</th> <th>dB</th> <th>dB</th> <th>cm</th> <th>deg</th> <th></th> </tr> </thead> <tbody> <tr> <td>1 5510.00 98.16</td> <td>88.79</td> <td>34.43</td> <td>8.34</td> <td>33.40</td> <td>100</td> <td>136 AVERAGE</td> </tr> </tbody> </table>	Limit	Read	Ant	Cable Preamp	APos	TPos	Remark	Freq Level Line Margin	Level Factor	Loss Factor					MHz dBuV/m dB	dBuV dB/m	dB	dB	cm	deg		1 5510.00 98.16	88.79	34.43	8.34	33.40	100	136 AVERAGE							
	Limit	Read	Ant	Cable Preamp	APos	TPos	Remark																																																										
Freq Level Line Margin	Level Factor	Loss Factor																																																															
MHz dBuV/m dB	dBuV dB/m	dB	dB	cm	deg																																																												
1 5459.28 47.53 54.00 -6.47	38.05	34.42	8.41	33.35	100	136 AVERAGE																																																											
Limit	Read	Ant	Cable Preamp	APos	TPos	Remark																																																											
Freq Level Line Margin	Level Factor	Loss Factor																																																															
MHz dBuV/m dB	dBuV dB/m	dB	dB	cm	deg																																																												
1 5510.00 98.16	88.79	34.43	8.34	33.40	100	136 AVERAGE																																																											



Mode	23																																									
	Band Edge - R																																									
	U-NII-2C_5.47-5.725_802.11ax HE40_CH102_Full_5510MHz																																									
ANT	5+6																																									
Pol.	Horizontal	Fundamental																																								
Peak	<p>Date: 2023-03-21</p> <p>Site : 03CH03-SZ Condition: PART 15.407 3m ANT3117_0057 HORIZONTAL : RBW:1000kHz VBW:3000kHz Mode : 23 Setting : MCS0 Power setting 16 Plane : Y with accessories : 352134980042460/352134980042478</p> <table border="1"> <thead> <tr> <th>Limit</th> <th>Read</th> <th>Ant</th> <th>Cable</th> <th>Preamp</th> <th>APos</th> <th>TPos</th> <th>Remark</th> </tr> <tr> <th>Freq</th> <th>Level</th> <th>Line</th> <th>Margin</th> <th>Level</th> <th>Factor</th> <th>Loss</th> <th>Factor</th> </tr> <tr> <th>MHz</th> <th>dBuV/m</th> <th>dBuV/m</th> <th>dB</th> <th>dBuV</th> <th>dB/m</th> <th>dB</th> <th>dB</th> </tr> </thead> <tbody> <tr> <td>1 5755.06</td> <td>51.30</td> <td>68.30</td> <td>-17.00</td> <td>40.90</td> <td>34.96</td> <td>8.79</td> <td>33.35</td> </tr> <tr> <td></td> <td></td> <td></td> <td></td> <td></td> <td></td> <td>100</td> <td>136 PEAK</td> </tr> </tbody> </table>	Limit	Read	Ant	Cable	Preamp	APos	TPos	Remark	Freq	Level	Line	Margin	Level	Factor	Loss	Factor	MHz	dBuV/m	dBuV/m	dB	dBuV	dB/m	dB	dB	1 5755.06	51.30	68.30	-17.00	40.90	34.96	8.79	33.35							100	136 PEAK	Blank
Limit	Read	Ant	Cable	Preamp	APos	TPos	Remark																																			
Freq	Level	Line	Margin	Level	Factor	Loss	Factor																																			
MHz	dBuV/m	dBuV/m	dB	dBuV	dB/m	dB	dB																																			
1 5755.06	51.30	68.30	-17.00	40.90	34.96	8.79	33.35																																			
						100	136 PEAK																																			



		23																																																															
Mode	Band Edge - L																																																																
	U-NII-2C_5.47-5.725_802.11ax HE40_CH102_Full_5510MHz																																																																
ANT	5+6																																																																
Pol.	Vertical	Fundamental																																																															
Peak	 <p>Level (dBuV/m) vs Frequency (MHz) plot for Vertical polarization. The plot shows a signal level rising from approximately 50 dBuV/m at 5350 MHz to about 100 dBuV/m at 5510 MHz. A red horizontal line indicates a limit at 70.0 dBuV/m. A peak is labeled 'PART 15.407' at approximately 5478 MHz.</p> <p>Date: 2023-03-21</p> <p>Site : 03CH03-SZ Condition: PART 15.407 3m ANT3117_0057 VERTICAL : RBW:1000kHz VBW:3000kHz Mode : 23 Setting : MCS0 Power setting 16 Plane : Y with accessories : 352134980042460/352134980042478</p> <table border="1"> <thead> <tr> <th>Limit</th> <th>Read</th> <th>Ant</th> <th>Cable Preamp</th> <th>Apos</th> <th>Tpos</th> <th>Remark</th> </tr> <tr> <th>Freq Level Line Margin</th> <th>Level Factor</th> <th>Loss Factor</th> <th></th> <th></th> <th></th> <th></th> </tr> <tr> <th>MHz dBuV/m dBuV/m</th> <th>dB</th> <th>dBuV</th> <th>dB/m</th> <th>dB</th> <th>cm</th> <th>deg</th> </tr> </thead> <tbody> <tr> <td>1 5442.48 57.16 74.00 -16.84</td> <td>47.63</td> <td>34.42</td> <td>8.43</td> <td>33.32</td> <td>214</td> <td>281 PEAK</td> </tr> <tr> <td>2 5470.00 63.04 68.30 -5.26</td> <td>53.59</td> <td>34.41</td> <td>8.40</td> <td>33.36</td> <td>214</td> <td>281 PEAK</td> </tr> </tbody> </table>	Limit	Read	Ant	Cable Preamp	Apos	Tpos	Remark	Freq Level Line Margin	Level Factor	Loss Factor					MHz dBuV/m dBuV/m	dB	dBuV	dB/m	dB	cm	deg	1 5442.48 57.16 74.00 -16.84	47.63	34.42	8.43	33.32	214	281 PEAK	2 5470.00 63.04 68.30 -5.26	53.59	34.41	8.40	33.36	214	281 PEAK	 <p>Level (dBuV/m) vs Frequency (MHz) plot for Fundamental polarization. The plot shows a signal level rising from approximately 50 dBuV/m at 1000 MHz to about 100 dBuV/m at 5510 MHz. A red horizontal line indicates a limit at 70.0 dBuV/m. A peak is labeled 'PART 15.407' at approximately 5478 MHz.</p> <p>Date: 2023-03-21</p> <p>Site : 03CH03-SZ Condition: PART 15.407 3m ANT3117_0057 VERTICAL : RBW:1000kHz VBW:3000kHz Mode : 23 Setting : MCS0 Power setting 16 Plane : Y with accessories : 352134980042460/352134980042478</p> <table border="1"> <thead> <tr> <th>Limit</th> <th>Read</th> <th>Ant</th> <th>Cable Preamp</th> <th>Apos</th> <th>Tpos</th> <th>Remark</th> </tr> <tr> <th>Freq Level Line Margin</th> <th>Level Factor</th> <th>Loss Factor</th> <th></th> <th></th> <th></th> <th></th> </tr> <tr> <th>MHz dBuV/m dBuV/m</th> <th>dB</th> <th>dBuV</th> <th>dB/m</th> <th>dB</th> <th>cm</th> <th>deg</th> </tr> </thead> <tbody> <tr> <td>1 5510.00 106.67</td> <td>97.30</td> <td>34.43</td> <td>8.34</td> <td>33.40</td> <td>214</td> <td>281 PEAK</td> </tr> </tbody> </table>	Limit	Read	Ant	Cable Preamp	Apos	Tpos	Remark	Freq Level Line Margin	Level Factor	Loss Factor					MHz dBuV/m dBuV/m	dB	dBuV	dB/m	dB	cm	deg	1 5510.00 106.67	97.30	34.43	8.34	33.40	214	281 PEAK
	Limit	Read	Ant	Cable Preamp	Apos	Tpos	Remark																																																										
Freq Level Line Margin	Level Factor	Loss Factor																																																															
MHz dBuV/m dBuV/m	dB	dBuV	dB/m	dB	cm	deg																																																											
1 5442.48 57.16 74.00 -16.84	47.63	34.42	8.43	33.32	214	281 PEAK																																																											
2 5470.00 63.04 68.30 -5.26	53.59	34.41	8.40	33.36	214	281 PEAK																																																											
Limit	Read	Ant	Cable Preamp	Apos	Tpos	Remark																																																											
Freq Level Line Margin	Level Factor	Loss Factor																																																															
MHz dBuV/m dBuV/m	dB	dBuV	dB/m	dB	cm	deg																																																											
1 5510.00 106.67	97.30	34.43	8.34	33.40	214	281 PEAK																																																											
Avg	 <p>Level (dBuV/m) vs Frequency (MHz) plot for Vertical polarization. The plot shows a signal level rising from approximately 50 dBuV/m at 5350 MHz to about 100 dBuV/m at 5510 MHz. A red horizontal line indicates a limit at 52.5 dBuV/m. A peak is labeled 'PART 15.407 AVG' at approximately 5478 MHz.</p> <p>Date: 2023-03-21</p> <p>Site : 03CH01-SZ Condition: PART 15.407 AVG 3m ANT3117_0057 VERTICAL : RBW:1000.000kHz VBW:0.010kHz Mode : 23 Setting : MCS0 Power setting 16 Plane : Y with accessories : 352134980042460/352134980042478</p> <table border="1"> <thead> <tr> <th>Limit</th> <th>Read</th> <th>Ant</th> <th>Cable Preamp</th> <th>Apos</th> <th>Tpos</th> <th>Remark</th> </tr> <tr> <th>Freq Level Line Margin</th> <th>Level Factor</th> <th>Loss Factor</th> <th></th> <th></th> <th></th> <th></th> </tr> <tr> <th>MHz dBuV/m dBuV/m</th> <th>dB</th> <th>dBuV</th> <th>dB/m</th> <th>dB</th> <th>cm</th> <th>deg</th> </tr> </thead> <tbody> <tr> <td>1 5459.92 46.13 54.00 -7.87</td> <td>36.65</td> <td>34.42</td> <td>8.41</td> <td>33.35</td> <td>214</td> <td>281 AVERAGE</td> </tr> </tbody> </table>	Limit	Read	Ant	Cable Preamp	Apos	Tpos	Remark	Freq Level Line Margin	Level Factor	Loss Factor					MHz dBuV/m dBuV/m	dB	dBuV	dB/m	dB	cm	deg	1 5459.92 46.13 54.00 -7.87	36.65	34.42	8.41	33.35	214	281 AVERAGE	 <p>Level (dBuV/m) vs Frequency (MHz) plot for Fundamental polarization. The plot shows a signal level rising from approximately 50 dBuV/m at 1000 MHz to about 100 dBuV/m at 5510 MHz. A red horizontal line indicates a limit at 52.5 dBuV/m. A peak is labeled 'PART 15.407 AVG' at approximately 5478 MHz.</p> <p>Date: 2023-03-21</p> <p>Site : 03CH01-SZ Condition: PART 15.407 AVG 3m ANT3117_0057 VERTICAL : RBW:1000.000kHz VBW:0.010kHz Mode : 23 Setting : MCS0 Power setting 16 Plane : Y with accessories : 352134980042460/352134980042478</p> <table border="1"> <thead> <tr> <th>Limit</th> <th>Read</th> <th>Ant</th> <th>Cable Preamp</th> <th>Apos</th> <th>Tpos</th> <th>Remark</th> </tr> <tr> <th>Freq Level Line Margin</th> <th>Level Factor</th> <th>Loss Factor</th> <th></th> <th></th> <th></th> <th></th> </tr> <tr> <th>MHz dBuV/m dBuV/m</th> <th>dB</th> <th>dBuV</th> <th>dB/m</th> <th>dB</th> <th>cm</th> <th>deg</th> </tr> </thead> <tbody> <tr> <td>1 5510.00 98.47</td> <td>89.10</td> <td>34.43</td> <td>8.34</td> <td>33.40</td> <td>214</td> <td>281 AVERAGE</td> </tr> </tbody> </table>	Limit	Read	Ant	Cable Preamp	Apos	Tpos	Remark	Freq Level Line Margin	Level Factor	Loss Factor					MHz dBuV/m dBuV/m	dB	dBuV	dB/m	dB	cm	deg	1 5510.00 98.47	89.10	34.43	8.34	33.40	214	281 AVERAGE							
Limit	Read	Ant	Cable Preamp	Apos	Tpos	Remark																																																											
Freq Level Line Margin	Level Factor	Loss Factor																																																															
MHz dBuV/m dBuV/m	dB	dBuV	dB/m	dB	cm	deg																																																											
1 5459.92 46.13 54.00 -7.87	36.65	34.42	8.41	33.35	214	281 AVERAGE																																																											
Limit	Read	Ant	Cable Preamp	Apos	Tpos	Remark																																																											
Freq Level Line Margin	Level Factor	Loss Factor																																																															
MHz dBuV/m dBuV/m	dB	dBuV	dB/m	dB	cm	deg																																																											
1 5510.00 98.47	89.10	34.43	8.34	33.40	214	281 AVERAGE																																																											



Mode	23																																																									
	Band Edge - R																																																									
	U-NII-2C_5.47-5.725_802.11ax HE40_CH102_Full_5510MHz																																																									
ANT	5+6																																																									
Pol.	Vertical	Fundamental																																																								
Peak	<p>Date: 2023-03-21</p> <p>Site : 03CH03-SZ Condition: PART 15.407 3m ANT3117_0057 VERTICAL : RBW:1000kHz VBW:3000kHz Mode : 23 Setting : MCS0 Power setting 16 Plane : Y with accessories : 352134980042460/352134980042478</p> <table border="1"> <thead> <tr> <th>Limit</th> <th>Read</th> <th>Ant</th> <th>Cable</th> <th>Preamp</th> <th>APos</th> <th>TPos</th> <th>Remark</th> </tr> <tr> <th>Freq</th> <th>Level</th> <th>Line Margin</th> <th>Level</th> <th>Factor</th> <th>Loss Factor</th> <th></th> <th></th> </tr> <tr> <th>MHz</th> <th>dBuV/m</th> <th>dBuV/m</th> <th>dB</th> <th>dBuV</th> <th>dB/m</th> <th>dB</th> <th>cm</th> </tr> </thead> <tbody> <tr> <td>1 5742.82</td> <td>51.53</td> <td>68.30</td> <td>-16.77</td> <td>41.21</td> <td>34.93</td> <td>8.74</td> <td>33.35</td> </tr> <tr> <td></td> <td></td> <td></td> <td></td> <td></td> <td></td> <td></td> <td>214</td> </tr> <tr> <td></td> <td></td> <td></td> <td></td> <td></td> <td></td> <td></td> <td>281</td> </tr> <tr> <td></td> <td></td> <td></td> <td></td> <td></td> <td></td> <td></td> <td>PEAK</td> </tr> </tbody> </table>	Limit	Read	Ant	Cable	Preamp	APos	TPos	Remark	Freq	Level	Line Margin	Level	Factor	Loss Factor			MHz	dBuV/m	dBuV/m	dB	dBuV	dB/m	dB	cm	1 5742.82	51.53	68.30	-16.77	41.21	34.93	8.74	33.35								214								281								PEAK	Blank
Limit	Read	Ant	Cable	Preamp	APos	TPos	Remark																																																			
Freq	Level	Line Margin	Level	Factor	Loss Factor																																																					
MHz	dBuV/m	dBuV/m	dB	dBuV	dB/m	dB	cm																																																			
1 5742.82	51.53	68.30	-16.77	41.21	34.93	8.74	33.35																																																			
							214																																																			
							281																																																			
							PEAK																																																			

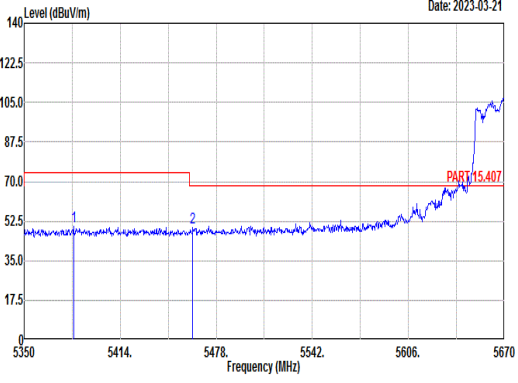
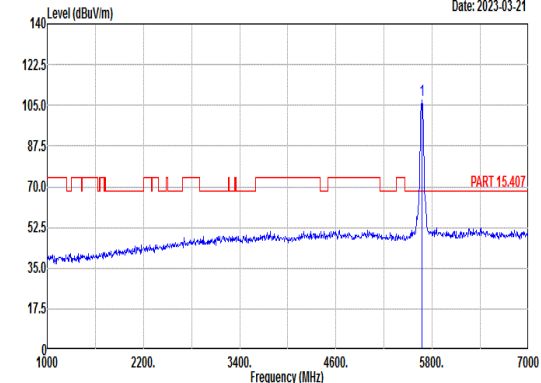
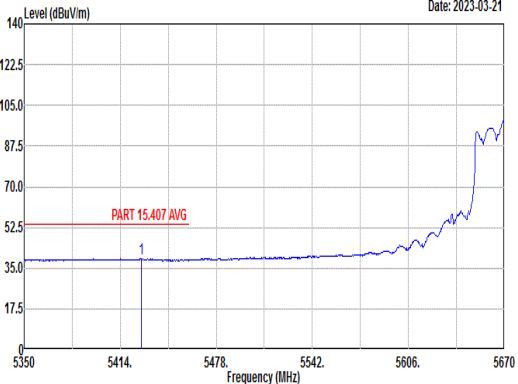
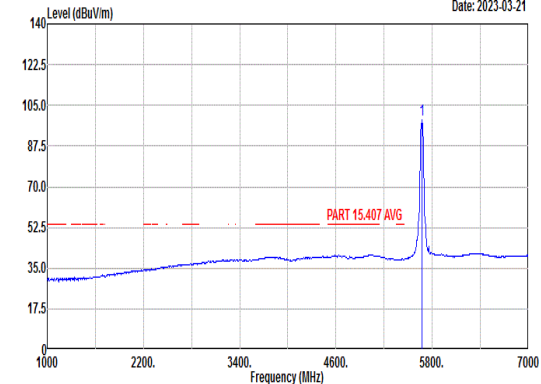


Mode	23																																																																																																	
	Harmonic																																																																																																	
	U-NII-2C_5.47-5.725_802.11ax HE40_CH102_Full_5510MHz																																																																																																	
ANT	5+6																																																																																																	
Pol.	Horizontal	Vertical																																																																																																
Peak Avg	<p>Site : 03CH01-SZ Condition: PART 15.407 3m HF_ANT(3117)_22 HORIZONTAL Mode : 23 IMEI : 352134980043864/352134980043872 Plane : Y with Accessories : MCS0 Power setting 16</p> <table border="1"> <thead> <tr> <th>Limit</th> <th>Read</th> <th>Ant</th> <th>Cable</th> <th>Preamp</th> <th>Apos</th> <th>Tpos</th> <th>Remark</th> </tr> <tr> <th>Freq</th> <th>Level</th> <th>Line</th> <th>Margin</th> <th>Level</th> <th>Factor</th> <th>Loss</th> <th>Factor</th> </tr> <tr> <th>MHz</th> <th>dBuV/m</th> <th>dBuV/m</th> <th>dB</th> <th>dBuV</th> <th>dB/m</th> <th>dB</th> <th>dB</th> </tr> </thead> <tbody> <tr> <td>1</td> <td>11020.00</td> <td>47.60</td> <td>74.00</td> <td>-26.40</td> <td>44.43</td> <td>39.42</td> <td>14.55</td> <td>50.80</td> <td>---</td> <td>---</td> <td>Peak</td> </tr> <tr> <td>2</td> <td>16530.00</td> <td>51.03</td> <td>68.30</td> <td>-17.27</td> <td>43.04</td> <td>42.41</td> <td>17.37</td> <td>51.79</td> <td>---</td> <td>---</td> <td>Peak</td> </tr> </tbody> </table>	Limit	Read	Ant	Cable	Preamp	Apos	Tpos	Remark	Freq	Level	Line	Margin	Level	Factor	Loss	Factor	MHz	dBuV/m	dBuV/m	dB	dBuV	dB/m	dB	dB	1	11020.00	47.60	74.00	-26.40	44.43	39.42	14.55	50.80	---	---	Peak	2	16530.00	51.03	68.30	-17.27	43.04	42.41	17.37	51.79	---	---	Peak	<p>Site : 03CH01-SZ Condition: PART 15.407 3m HF_ANT(3117)_22 VERTICAL Mode : 23 IMEI : 352134980043864/352134980043872 Plane : Y with Accessories : MCS0 Power setting 16</p> <table border="1"> <thead> <tr> <th>Limit</th> <th>Read</th> <th>Ant</th> <th>Cable</th> <th>Preamp</th> <th>Apos</th> <th>Tpos</th> <th>Remark</th> </tr> <tr> <th>Freq</th> <th>Level</th> <th>Line</th> <th>Margin</th> <th>Level</th> <th>Factor</th> <th>Loss</th> <th>Factor</th> </tr> <tr> <th>MHz</th> <th>dBuV/m</th> <th>dBuV/m</th> <th>dB</th> <th>dBuV</th> <th>dB/m</th> <th>dB</th> <th>dB</th> </tr> </thead> <tbody> <tr> <td>1</td> <td>11020.00</td> <td>47.38</td> <td>74.00</td> <td>-26.62</td> <td>44.21</td> <td>39.42</td> <td>14.55</td> <td>50.80</td> <td>---</td> <td>---</td> <td>Peak</td> </tr> <tr> <td>2</td> <td>16530.00</td> <td>50.90</td> <td>68.30</td> <td>-17.40</td> <td>42.91</td> <td>42.41</td> <td>17.37</td> <td>51.79</td> <td>---</td> <td>---</td> <td>Peak</td> </tr> </tbody> </table>	Limit	Read	Ant	Cable	Preamp	Apos	Tpos	Remark	Freq	Level	Line	Margin	Level	Factor	Loss	Factor	MHz	dBuV/m	dBuV/m	dB	dBuV	dB/m	dB	dB	1	11020.00	47.38	74.00	-26.62	44.21	39.42	14.55	50.80	---	---	Peak	2	16530.00	50.90	68.30	-17.40	42.91	42.41	17.37	51.79	---	---	Peak
	Limit	Read	Ant	Cable	Preamp	Apos	Tpos	Remark																																																																																										
Freq	Level	Line	Margin	Level	Factor	Loss	Factor																																																																																											
MHz	dBuV/m	dBuV/m	dB	dBuV	dB/m	dB	dB																																																																																											
1	11020.00	47.60	74.00	-26.40	44.43	39.42	14.55	50.80	---	---	Peak																																																																																							
2	16530.00	51.03	68.30	-17.27	43.04	42.41	17.37	51.79	---	---	Peak																																																																																							
Limit	Read	Ant	Cable	Preamp	Apos	Tpos	Remark																																																																																											
Freq	Level	Line	Margin	Level	Factor	Loss	Factor																																																																																											
MHz	dBuV/m	dBuV/m	dB	dBuV	dB/m	dB	dB																																																																																											
1	11020.00	47.38	74.00	-26.62	44.21	39.42	14.55	50.80	---	---	Peak																																																																																							
2	16530.00	50.90	68.30	-17.40	42.91	42.41	17.37	51.79	---	---	Peak																																																																																							



Mode	24																																																																																																	
	Harmonic																																																																																																	
	U-NII-2C_5.47-5.725_802.11ax HE40_CH110_Full_5550MHz																																																																																																	
ANT	5+6																																																																																																	
Pol.	Horizontal	Vertical																																																																																																
Peak Avg	<p>Site : 03CH01-SZ Condition: PART 15.407 3m HF_ANT(3117)_22 HORIZONTAL Mode : 24 IMEI : 352134980043864/352134980043872 Plane : Y with Accessories : MCS0 Power setting 16</p> <table border="1"> <thead> <tr> <th>Limit</th> <th>Read</th> <th>Ant</th> <th>Cable</th> <th>Preamp</th> <th>APos</th> <th>TPos</th> <th>Remark</th> </tr> <tr> <th>Freq</th> <th>Level</th> <th>Line</th> <th>Margin</th> <th>Level</th> <th>Factor</th> <th>Loss</th> <th>Factor</th> </tr> <tr> <th>MHz</th> <th>dBuV/m</th> <th>dBuV/m</th> <th>dB</th> <th>dBuV</th> <th>dB/m</th> <th>dB</th> <th>dB</th> </tr> </thead> <tbody> <tr> <td>1</td> <td>11100.00</td> <td>47.64</td> <td>74.00</td> <td>-26.36</td> <td>44.34</td> <td>39.48</td> <td>14.60</td> <td>50.78</td> <td>---</td> <td>---</td> <td>Peak</td> </tr> <tr> <td>2</td> <td>16650.00</td> <td>50.13</td> <td>68.30</td> <td>-18.17</td> <td>42.06</td> <td>42.43</td> <td>17.41</td> <td>51.77</td> <td>---</td> <td>---</td> <td>Peak</td> </tr> </tbody> </table>	Limit	Read	Ant	Cable	Preamp	APos	TPos	Remark	Freq	Level	Line	Margin	Level	Factor	Loss	Factor	MHz	dBuV/m	dBuV/m	dB	dBuV	dB/m	dB	dB	1	11100.00	47.64	74.00	-26.36	44.34	39.48	14.60	50.78	---	---	Peak	2	16650.00	50.13	68.30	-18.17	42.06	42.43	17.41	51.77	---	---	Peak	<p>Site : 03CH01-SZ Condition: PART 15.407 3m HF_ANT(3117)_22 VERTICAL Mode : 24 IMEI : 352134980043864/352134980043872 Plane : Y with Accessories : MCS0 Power setting 16</p> <table border="1"> <thead> <tr> <th>Limit</th> <th>Read</th> <th>Ant</th> <th>Cable</th> <th>Preamp</th> <th>APos</th> <th>TPos</th> <th>Remark</th> </tr> <tr> <th>Freq</th> <th>Level</th> <th>Line</th> <th>Margin</th> <th>Level</th> <th>Factor</th> <th>Loss</th> <th>Factor</th> </tr> <tr> <th>MHz</th> <th>dBuV/m</th> <th>dBuV/m</th> <th>dB</th> <th>dBuV</th> <th>dB/m</th> <th>dB</th> <th>dB</th> </tr> </thead> <tbody> <tr> <td>1</td> <td>11100.00</td> <td>47.73</td> <td>74.00</td> <td>-26.27</td> <td>44.43</td> <td>39.48</td> <td>14.60</td> <td>50.78</td> <td>---</td> <td>---</td> <td>Peak</td> </tr> <tr> <td>2</td> <td>16650.00</td> <td>48.84</td> <td>68.30</td> <td>-19.46</td> <td>40.77</td> <td>42.43</td> <td>17.41</td> <td>51.77</td> <td>---</td> <td>---</td> <td>Peak</td> </tr> </tbody> </table>	Limit	Read	Ant	Cable	Preamp	APos	TPos	Remark	Freq	Level	Line	Margin	Level	Factor	Loss	Factor	MHz	dBuV/m	dBuV/m	dB	dBuV	dB/m	dB	dB	1	11100.00	47.73	74.00	-26.27	44.43	39.48	14.60	50.78	---	---	Peak	2	16650.00	48.84	68.30	-19.46	40.77	42.43	17.41	51.77	---	---	Peak
	Limit	Read	Ant	Cable	Preamp	APos	TPos	Remark																																																																																										
Freq	Level	Line	Margin	Level	Factor	Loss	Factor																																																																																											
MHz	dBuV/m	dBuV/m	dB	dBuV	dB/m	dB	dB																																																																																											
1	11100.00	47.64	74.00	-26.36	44.34	39.48	14.60	50.78	---	---	Peak																																																																																							
2	16650.00	50.13	68.30	-18.17	42.06	42.43	17.41	51.77	---	---	Peak																																																																																							
Limit	Read	Ant	Cable	Preamp	APos	TPos	Remark																																																																																											
Freq	Level	Line	Margin	Level	Factor	Loss	Factor																																																																																											
MHz	dBuV/m	dBuV/m	dB	dBuV	dB/m	dB	dB																																																																																											
1	11100.00	47.73	74.00	-26.27	44.43	39.48	14.60	50.78	---	---	Peak																																																																																							
2	16650.00	48.84	68.30	-19.46	40.77	42.43	17.41	51.77	---	---	Peak																																																																																							

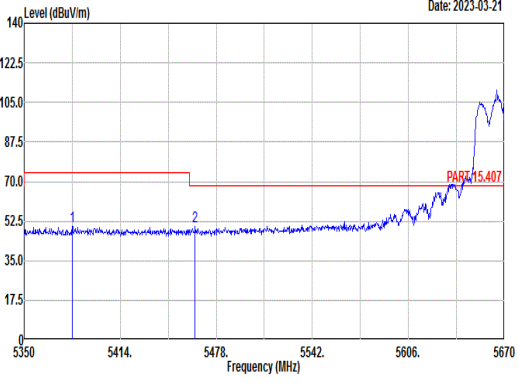
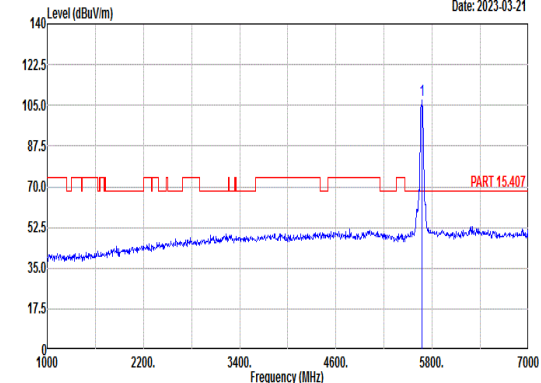
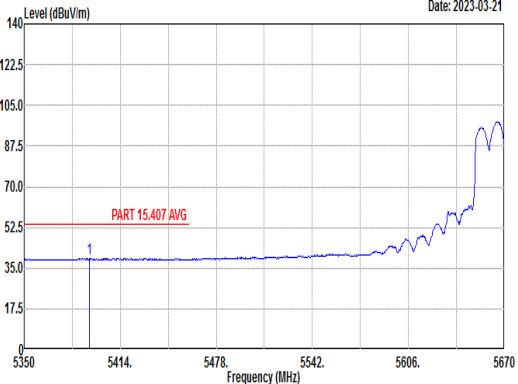
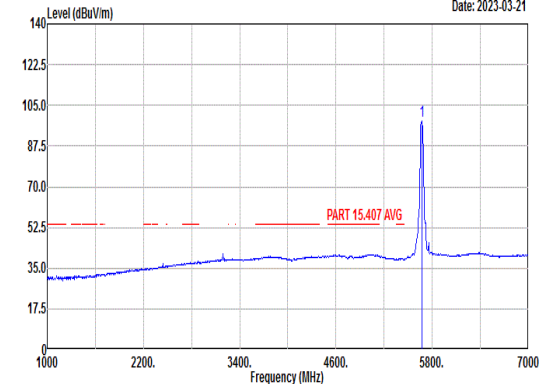


Mode	25																																																																																											
	Band Edge - L																																																																																											
	U-NII-2C_5.47-5.725_802.11ax HE40_CH134_Full_5670MHz																																																																																											
ANT	5+6																																																																																											
Pol.	Horizontal	Fundamental																																																																																										
Peak	 <p>Level (dBuV/m) vs Frequency (MHz) plot for Horizontal polarization. The plot shows a blue signal line and a red limit line labeled 'PART 15.407'. The x-axis ranges from 5350 to 5670 MHz, and the y-axis ranges from 0 to 140 dBuV/m. A peak is visible at approximately 5670 MHz.</p> <p>Site : 03CH03-SZ Condition: PART 15.407 3m ANT3117_0057 HORIZONTAL : RBW:1000.000kHz VBW:3000.000kHz Mode : 25 Setting : MCS0 Power setting 16 Plane : Y with accessories : 352134980042460/352134980042478</p> <table border="1"> <thead> <tr> <th>Limit</th> <th>Margin</th> <th>Read</th> <th>Ant</th> <th>Cable</th> <th>Preamp</th> <th>APos</th> <th>TPos</th> <th>Remark</th> </tr> <tr> <th>Freq</th> <th>Level</th> <th>Line</th> <th>(dB)</th> <th>Level</th> <th>Factor</th> <th>Loss</th> <th>Factor</th> <th></th> </tr> <tr> <th>MHz</th> <th>dBuV/m</th> <th>dBuV/m</th> <th>dB</th> <th>dB/m</th> <th>dB</th> <th>dB</th> <th>cm</th> <th>deg</th> </tr> </thead> <tbody> <tr> <td>1</td> <td>5382.96</td> <td>50.08</td> <td>74.00</td> <td>-23.92</td> <td>40.43</td> <td>34.45</td> <td>8.42</td> <td>33.22</td> <td>213</td> <td>45</td> <td>PEAK</td> </tr> <tr> <td>2</td> <td>5462.32</td> <td>49.65</td> <td>68.30</td> <td>-18.65</td> <td>40.17</td> <td>34.42</td> <td>8.41</td> <td>33.35</td> <td>213</td> <td>45</td> <td>PEAK</td> </tr> </tbody> </table>	Limit	Margin	Read	Ant	Cable	Preamp	APos	TPos	Remark	Freq	Level	Line	(dB)	Level	Factor	Loss	Factor		MHz	dBuV/m	dBuV/m	dB	dB/m	dB	dB	cm	deg	1	5382.96	50.08	74.00	-23.92	40.43	34.45	8.42	33.22	213	45	PEAK	2	5462.32	49.65	68.30	-18.65	40.17	34.42	8.41	33.35	213	45	PEAK	 <p>Level (dBuV/m) vs Frequency (MHz) plot for Fundamental polarization. The plot shows a blue signal line and a red limit line labeled 'PART 15.407'. The x-axis ranges from 1000 to 7000 MHz, and the y-axis ranges from 0 to 140 dBuV/m. A sharp peak is visible at approximately 5670 MHz.</p> <p>Site : 03CH03-SZ Condition: PART 15.407 3m ANT3117_0057 HORIZONTAL : RBW:1000.000kHz VBW:3000.000kHz Mode : 25 Setting : MCS0 Power setting 16 Plane : Y with accessories : 352134980042460/352134980042478</p> <table border="1"> <thead> <tr> <th>Limit</th> <th>Margin</th> <th>Read</th> <th>Ant</th> <th>Cable</th> <th>Preamp</th> <th>APos</th> <th>TPos</th> <th>Remark</th> </tr> <tr> <th>Freq</th> <th>Level</th> <th>Line</th> <th>(dB)</th> <th>Level</th> <th>Factor</th> <th>Loss</th> <th>Factor</th> <th></th> </tr> <tr> <th>MHz</th> <th>dBuV/m</th> <th>dBuV/m</th> <th>dB</th> <th>dB/m</th> <th>dB</th> <th>dB</th> <th>cm</th> <th>deg</th> </tr> </thead> <tbody> <tr> <td>1</td> <td>5670.00</td> <td>107.16</td> <td>-----</td> <td>-----</td> <td>97.30</td> <td>34.77</td> <td>8.46</td> <td>33.37</td> <td>213</td> <td>45</td> <td>PEAK</td> </tr> </tbody> </table>	Limit	Margin	Read	Ant	Cable	Preamp	APos	TPos	Remark	Freq	Level	Line	(dB)	Level	Factor	Loss	Factor		MHz	dBuV/m	dBuV/m	dB	dB/m	dB	dB	cm	deg	1	5670.00	107.16	-----	-----	97.30	34.77	8.46	33.37	213	45	PEAK
	Limit	Margin	Read	Ant	Cable	Preamp	APos	TPos	Remark																																																																																			
Freq	Level	Line	(dB)	Level	Factor	Loss	Factor																																																																																					
MHz	dBuV/m	dBuV/m	dB	dB/m	dB	dB	cm	deg																																																																																				
1	5382.96	50.08	74.00	-23.92	40.43	34.45	8.42	33.22	213	45	PEAK																																																																																	
2	5462.32	49.65	68.30	-18.65	40.17	34.42	8.41	33.35	213	45	PEAK																																																																																	
Limit	Margin	Read	Ant	Cable	Preamp	APos	TPos	Remark																																																																																				
Freq	Level	Line	(dB)	Level	Factor	Loss	Factor																																																																																					
MHz	dBuV/m	dBuV/m	dB	dB/m	dB	dB	cm	deg																																																																																				
1	5670.00	107.16	-----	-----	97.30	34.77	8.46	33.37	213	45	PEAK																																																																																	
Avg	 <p>Level (dBuV/m) vs Frequency (MHz) plot for Horizontal polarization showing the average signal. The plot shows a blue signal line and a red limit line labeled 'PART 15.407 AVG'. The x-axis ranges from 5350 to 5670 MHz, and the y-axis ranges from 0 to 140 dBuV/m.</p> <p>Site : 03CH01-SZ Condition: PART 15.407 AVG 3m ANT3117_0057 HORIZONTAL : RBW:1000.000kHz VBW:0.010kHz Mode : 25 Setting : MCS0 Power setting 16 Plane : Y with accessories : 352134980042460/352134980042478</p> <table border="1"> <thead> <tr> <th>Limit</th> <th>Margin</th> <th>Read</th> <th>Ant</th> <th>Cable</th> <th>Preamp</th> <th>APos</th> <th>TPos</th> <th>Remark</th> </tr> <tr> <th>Freq</th> <th>Level</th> <th>Line</th> <th>(dB)</th> <th>Level</th> <th>Factor</th> <th>Loss</th> <th>Factor</th> <th></th> </tr> <tr> <th>MHz</th> <th>dBuV/m</th> <th>dBuV/m</th> <th>dB</th> <th>dB/m</th> <th>dB</th> <th>dB</th> <th>cm</th> <th>deg</th> </tr> </thead> <tbody> <tr> <td>1</td> <td>5428.08</td> <td>39.00</td> <td>54.00</td> <td>-15.00</td> <td>29.42</td> <td>34.43</td> <td>8.45</td> <td>33.30</td> <td>213</td> <td>45</td> <td>AVERAGE</td> </tr> </tbody> </table>	Limit	Margin	Read	Ant	Cable	Preamp	APos	TPos	Remark	Freq	Level	Line	(dB)	Level	Factor	Loss	Factor		MHz	dBuV/m	dBuV/m	dB	dB/m	dB	dB	cm	deg	1	5428.08	39.00	54.00	-15.00	29.42	34.43	8.45	33.30	213	45	AVERAGE	 <p>Level (dBuV/m) vs Frequency (MHz) plot for Fundamental polarization showing the average signal. The plot shows a blue signal line and a red limit line labeled 'PART 15.407 AVG'. The x-axis ranges from 1000 to 7000 MHz, and the y-axis ranges from 0 to 140 dBuV/m.</p> <p>Site : 03CH01-SZ Condition: PART 15.407 AVG 3m ANT3117_0057 HORIZONTAL : RBW:1000.000kHz VBW:0.010kHz Mode : 25 Setting : MCS0 Power setting 16 Plane : Y with accessories : 352134980042460/352134980042478</p> <table border="1"> <thead> <tr> <th>Limit</th> <th>Margin</th> <th>Read</th> <th>Ant</th> <th>Cable</th> <th>Preamp</th> <th>APos</th> <th>TPos</th> <th>Remark</th> </tr> <tr> <th>Freq</th> <th>Level</th> <th>Line</th> <th>(dB)</th> <th>Level</th> <th>Factor</th> <th>Loss</th> <th>Factor</th> <th></th> </tr> <tr> <th>MHz</th> <th>dBuV/m</th> <th>dBuV/m</th> <th>dB</th> <th>dB/m</th> <th>dB</th> <th>dB</th> <th>cm</th> <th>deg</th> </tr> </thead> <tbody> <tr> <td>1</td> <td>5670.00</td> <td>98.73</td> <td>-----</td> <td>-----</td> <td>88.87</td> <td>34.77</td> <td>8.46</td> <td>33.37</td> <td>213</td> <td>45</td> <td>AVERAGE</td> </tr> </tbody> </table>	Limit	Margin	Read	Ant	Cable	Preamp	APos	TPos	Remark	Freq	Level	Line	(dB)	Level	Factor	Loss	Factor		MHz	dBuV/m	dBuV/m	dB	dB/m	dB	dB	cm	deg	1	5670.00	98.73	-----	-----	88.87	34.77	8.46	33.37	213	45	AVERAGE												
Limit	Margin	Read	Ant	Cable	Preamp	APos	TPos	Remark																																																																																				
Freq	Level	Line	(dB)	Level	Factor	Loss	Factor																																																																																					
MHz	dBuV/m	dBuV/m	dB	dB/m	dB	dB	cm	deg																																																																																				
1	5428.08	39.00	54.00	-15.00	29.42	34.43	8.45	33.30	213	45	AVERAGE																																																																																	
Limit	Margin	Read	Ant	Cable	Preamp	APos	TPos	Remark																																																																																				
Freq	Level	Line	(dB)	Level	Factor	Loss	Factor																																																																																					
MHz	dBuV/m	dBuV/m	dB	dB/m	dB	dB	cm	deg																																																																																				
1	5670.00	98.73	-----	-----	88.87	34.77	8.46	33.37	213	45	AVERAGE																																																																																	



Mode	25																																							
	Band Edge - R																																							
	U-NII-2C_5.47-5.725_802.11ax HE40_CH134_Full_5670MHz																																							
ANT	5+6																																							
Pol.	Horizontal	Fundamental																																						
Peak	<p>Level (dBuV/m) vs Frequency (MHz) plot. The y-axis ranges from 0 to 140 dBuV/m, and the x-axis ranges from 5670 to 5765 MHz. A blue line shows the signal level, which drops from approximately 105 dBuV/m at 5670 MHz to about 55 dBuV/m at 5765 MHz. A red horizontal line is drawn at 70.0 dBuV/m, labeled 'PART 15.407'. A vertical blue line marks a peak at 5729.38 MHz.</p> <p>Site : 03CH03-SZ Condition: PART 15.407 3m ANT3117_0057 HORIZONTAL : RBW:1000.000kHz VBW:3000.000kHz Mode : 25 Setting : MCS0 Power setting 16 Plane : Y with accessories : 352134980042460/352134980042478</p> <table border="1"> <thead> <tr> <th>Limit</th> <th>Margin</th> <th>Read</th> <th>Ant</th> <th>Cable</th> <th>Preamp</th> <th>APos</th> <th>TPos</th> <th>Remark</th> </tr> <tr> <th>Freq</th> <th>Level</th> <th>Line</th> <th>(dB)</th> <th>Level</th> <th>Factor</th> <th>Loss</th> <th>Factor</th> <th></th> </tr> <tr> <th>MHz</th> <th>dBuV/m</th> <th>dBuV/m</th> <th></th> <th>dBuV</th> <th>dB/m</th> <th>dB</th> <th>dB</th> <th>cm</th> <th>deg</th> </tr> </thead> <tbody> <tr> <td>1 5729.38</td> <td>59.37</td> <td>68.30</td> <td>-8.93</td> <td>49.13</td> <td>34.90</td> <td>8.69</td> <td>33.35</td> <td>213</td> <td>45 PEAK</td> </tr> </tbody> </table>	Limit	Margin	Read	Ant	Cable	Preamp	APos	TPos	Remark	Freq	Level	Line	(dB)	Level	Factor	Loss	Factor		MHz	dBuV/m	dBuV/m		dBuV	dB/m	dB	dB	cm	deg	1 5729.38	59.37	68.30	-8.93	49.13	34.90	8.69	33.35	213	45 PEAK	Blank
Limit	Margin	Read	Ant	Cable	Preamp	APos	TPos	Remark																																
Freq	Level	Line	(dB)	Level	Factor	Loss	Factor																																	
MHz	dBuV/m	dBuV/m		dBuV	dB/m	dB	dB	cm	deg																															
1 5729.38	59.37	68.30	-8.93	49.13	34.90	8.69	33.35	213	45 PEAK																															
Avg	Blank																																							



		25																																																																							
Mode	Band Edge - L																																																																								
	U-NII-2C_5.47-5.725_802.11ax HE40_CH134_Full_5670MHz																																																																								
ANT	5+6																																																																								
Pol.	Vertical	Fundamental																																																																							
Peak	 <p>Level (dBuV/m) vs Frequency (MHz) plot for Vertical polarization. The plot shows a signal level rising from approximately 50 dBuV/m at 5350 MHz to over 100 dBuV/m at 5670 MHz. A red horizontal line indicates the limit at 70.0 dBuV/m. A peak is labeled 'PART 15.407' at approximately 5670 MHz.</p> <p>Site : 03CH03-SZ Condition: PART 15.407 3m ANT3117_0057 VERTICAL : RBW:1000.000kHz VBW:3000.000kHz Mode : 25 Setting : MCS0 Power setting 16 Plane : Y with accessories : 352134980042460/352134980042478</p> <table border="1"> <thead> <tr> <th>Limit</th> <th>Margin</th> <th>Read</th> <th>Ant</th> <th>Cable Preamp</th> <th>APos</th> <th>TPos</th> <th>Remark</th> </tr> <tr> <th>Freq</th> <th>Level</th> <th>Line</th> <th>(dB)</th> <th>Level Factor</th> <th>Loss Factor</th> <th></th> <th></th> </tr> <tr> <th>MHz</th> <th>dBuV/m</th> <th>dBuV/m</th> <th>dBuV</th> <th>dB/m</th> <th>dB</th> <th>dB</th> <th>cm deg</th> </tr> </thead> <tbody> <tr> <td>1</td> <td>5382.00</td> <td>50.13</td> <td>74.00</td> <td>-23.87</td> <td>40.49</td> <td>34.45</td> <td>8.41 33.22 300 263 PEAK</td> </tr> <tr> <td>2</td> <td>5463.92</td> <td>50.27</td> <td>68.30</td> <td>-18.03</td> <td>40.81</td> <td>34.41</td> <td>8.40 33.35 300 263 PEAK</td> </tr> </tbody> </table>	Limit	Margin	Read	Ant	Cable Preamp	APos	TPos	Remark	Freq	Level	Line	(dB)	Level Factor	Loss Factor			MHz	dBuV/m	dBuV/m	dBuV	dB/m	dB	dB	cm deg	1	5382.00	50.13	74.00	-23.87	40.49	34.45	8.41 33.22 300 263 PEAK	2	5463.92	50.27	68.30	-18.03	40.81	34.41	8.40 33.35 300 263 PEAK	 <p>Level (dBuV/m) vs Frequency (MHz) plot for Fundamental polarization. The plot shows a signal level rising from approximately 50 dBuV/m at 1000 MHz to over 100 dBuV/m at 5670 MHz. A red horizontal line indicates the limit at 70.0 dBuV/m. A peak is labeled 'PART 15.407' at approximately 5670 MHz.</p> <p>Site : 03CH03-SZ Condition: PART 15.407 3m ANT3117_0057 VERTICAL : RBW:1000.000kHz VBW:3000.000kHz Mode : 25 Setting : MCS0 Power setting 16 Plane : Y with accessories : 352134980042460/352134980042478</p> <table border="1"> <thead> <tr> <th>Limit</th> <th>Margin</th> <th>Read</th> <th>Ant</th> <th>Cable Preamp</th> <th>APos</th> <th>TPos</th> <th>Remark</th> </tr> <tr> <th>Freq</th> <th>Level</th> <th>Line</th> <th>(dB)</th> <th>Level Factor</th> <th>Loss Factor</th> <th></th> <th></th> </tr> <tr> <th>MHz</th> <th>dBuV/m</th> <th>dBuV/m</th> <th>dBuV</th> <th>dB/m</th> <th>dB</th> <th>dB</th> <th>cm deg</th> </tr> </thead> <tbody> <tr> <td>1</td> <td>5670.00</td> <td>107.22</td> <td>-----</td> <td>-----</td> <td>97.32</td> <td>34.78 8.49 33.37 300 263 PEAK</td> </tr> </tbody> </table>	Limit	Margin	Read	Ant	Cable Preamp	APos	TPos	Remark	Freq	Level	Line	(dB)	Level Factor	Loss Factor			MHz	dBuV/m	dBuV/m	dBuV	dB/m	dB	dB	cm deg	1	5670.00	107.22	-----	-----	97.32	34.78 8.49 33.37 300 263 PEAK
	Limit	Margin	Read	Ant	Cable Preamp	APos	TPos	Remark																																																																	
Freq	Level	Line	(dB)	Level Factor	Loss Factor																																																																				
MHz	dBuV/m	dBuV/m	dBuV	dB/m	dB	dB	cm deg																																																																		
1	5382.00	50.13	74.00	-23.87	40.49	34.45	8.41 33.22 300 263 PEAK																																																																		
2	5463.92	50.27	68.30	-18.03	40.81	34.41	8.40 33.35 300 263 PEAK																																																																		
Limit	Margin	Read	Ant	Cable Preamp	APos	TPos	Remark																																																																		
Freq	Level	Line	(dB)	Level Factor	Loss Factor																																																																				
MHz	dBuV/m	dBuV/m	dBuV	dB/m	dB	dB	cm deg																																																																		
1	5670.00	107.22	-----	-----	97.32	34.78 8.49 33.37 300 263 PEAK																																																																			
Avg	 <p>Level (dBuV/m) vs Frequency (MHz) plot for Vertical polarization. The plot shows an average signal level rising from approximately 35 dBuV/m at 5350 MHz to over 100 dBuV/m at 5670 MHz. A red horizontal line indicates the limit at 52.5 dBuV/m. A peak is labeled 'PART 15.407 AVG' at approximately 5670 MHz.</p> <p>Site : 03CH01-SZ Condition: PART 15.407 AVG 3m ANT3117_0057 VERTICAL : RBW:1000.000kHz VBW:0.010kHz Mode : 25 Setting : MCS0 Power setting 16 Plane : Y with accessories : 352134980042460/352134980042478</p> <table border="1"> <thead> <tr> <th>Limit</th> <th>Margin</th> <th>Read</th> <th>Ant</th> <th>Cable Preamp</th> <th>APos</th> <th>TPos</th> <th>Remark</th> </tr> <tr> <th>Freq</th> <th>Level</th> <th>Line</th> <th>(dB)</th> <th>Level Factor</th> <th>Loss Factor</th> <th></th> <th></th> </tr> <tr> <th>MHz</th> <th>dBuV/m</th> <th>dBuV/m</th> <th>dBuV</th> <th>dB/m</th> <th>dB</th> <th>dB</th> <th>cm deg</th> </tr> </thead> <tbody> <tr> <td>1</td> <td>5393.52</td> <td>39.12</td> <td>54.00</td> <td>-14.88</td> <td>29.48</td> <td>34.44</td> <td>8.44 33.24 300 263 AVERAGE</td> </tr> </tbody> </table>	Limit	Margin	Read	Ant	Cable Preamp	APos	TPos	Remark	Freq	Level	Line	(dB)	Level Factor	Loss Factor			MHz	dBuV/m	dBuV/m	dBuV	dB/m	dB	dB	cm deg	1	5393.52	39.12	54.00	-14.88	29.48	34.44	8.44 33.24 300 263 AVERAGE	 <p>Level (dBuV/m) vs Frequency (MHz) plot for Fundamental polarization. The plot shows an average signal level rising from approximately 35 dBuV/m at 1000 MHz to over 100 dBuV/m at 5670 MHz. A red horizontal line indicates the limit at 52.5 dBuV/m. A peak is labeled 'PART 15.407 AVG' at approximately 5670 MHz.</p> <p>Site : 03CH01-SZ Condition: PART 15.407 AVG 3m ANT3117_0057 VERTICAL : RBW:1000.000kHz VBW:0.010kHz Mode : 25 Setting : MCS0 Power setting 16 Plane : Y with accessories : 352134980042460/352134980042478</p> <table border="1"> <thead> <tr> <th>Limit</th> <th>Margin</th> <th>Read</th> <th>Ant</th> <th>Cable Preamp</th> <th>APos</th> <th>TPos</th> <th>Remark</th> </tr> <tr> <th>Freq</th> <th>Level</th> <th>Line</th> <th>(dB)</th> <th>Level Factor</th> <th>Loss Factor</th> <th></th> <th></th> </tr> <tr> <th>MHz</th> <th>dBuV/m</th> <th>dBuV/m</th> <th>dBuV</th> <th>dB/m</th> <th>dB</th> <th>dB</th> <th>cm deg</th> </tr> </thead> <tbody> <tr> <td>1</td> <td>5670.00</td> <td>98.00</td> <td>-----</td> <td>-----</td> <td>88.10</td> <td>34.78 8.49 33.37 300 263 AVERAGE</td> </tr> </tbody> </table>	Limit	Margin	Read	Ant	Cable Preamp	APos	TPos	Remark	Freq	Level	Line	(dB)	Level Factor	Loss Factor			MHz	dBuV/m	dBuV/m	dBuV	dB/m	dB	dB	cm deg	1	5670.00	98.00	-----	-----	88.10	34.78 8.49 33.37 300 263 AVERAGE								
Limit	Margin	Read	Ant	Cable Preamp	APos	TPos	Remark																																																																		
Freq	Level	Line	(dB)	Level Factor	Loss Factor																																																																				
MHz	dBuV/m	dBuV/m	dBuV	dB/m	dB	dB	cm deg																																																																		
1	5393.52	39.12	54.00	-14.88	29.48	34.44	8.44 33.24 300 263 AVERAGE																																																																		
Limit	Margin	Read	Ant	Cable Preamp	APos	TPos	Remark																																																																		
Freq	Level	Line	(dB)	Level Factor	Loss Factor																																																																				
MHz	dBuV/m	dBuV/m	dBuV	dB/m	dB	dB	cm deg																																																																		
1	5670.00	98.00	-----	-----	88.10	34.78 8.49 33.37 300 263 AVERAGE																																																																			

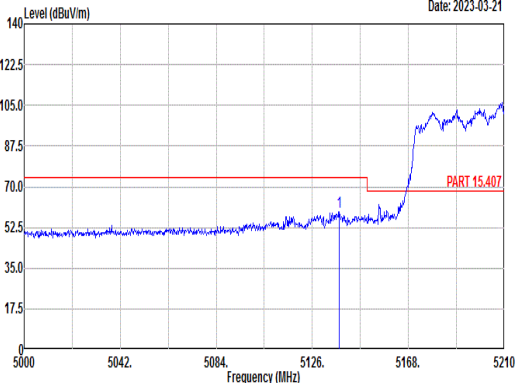
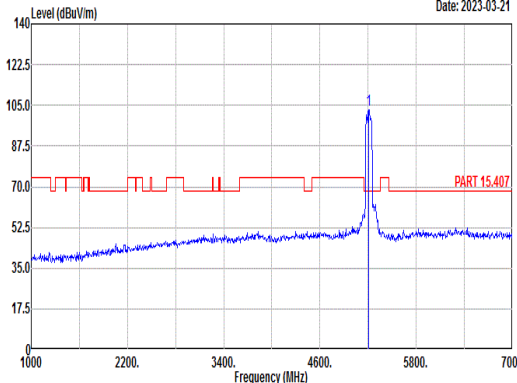
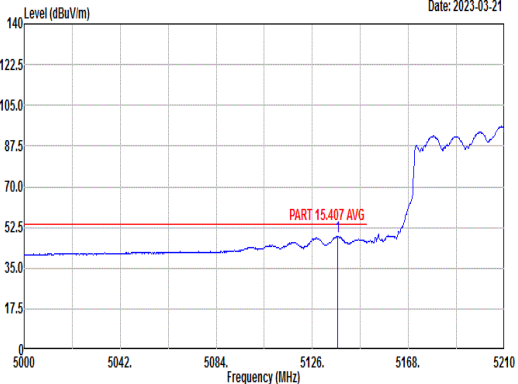
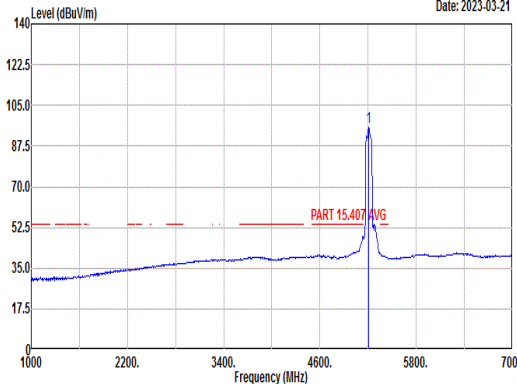


Mode	25																																							
	Band Edge - R																																							
	U-NII-2C_5.47-5.725_802.11ax HE40_CH134_Full_5670MHz																																							
ANT	5+6																																							
Pol.	Vertical	Fundamental																																						
Peak	<p>Level (dBuV/m) vs Frequency (MHz) plot. The y-axis ranges from 0 to 140 dBuV/m, and the x-axis ranges from 5670 to 5765 MHz. A red horizontal line is drawn at 70.0 dBuV/m, labeled 'PART 15.407'. The blue signal line shows a peak at 5725.77 MHz with a level of 59.07 dBuV/m. The plot is dated 2023-03-21.</p> <p>Site : 03CH03-SZ Condition: PART 15.407 3m ANT3117_0057 VERTICAL : RBW:1000.000kHz VBW:3000.000kHz Mode : 25 Setting : MCS0 Power setting 16 Plane : Y with accessories : 352134980042460/352134980042478</p> <table border="1"> <thead> <tr> <th>Limit</th> <th>Margin</th> <th>Read</th> <th>Ant</th> <th>Cable</th> <th>Preamp</th> <th>APos</th> <th>TPos</th> <th>Remark</th> </tr> <tr> <th>Freq</th> <th>Level</th> <th>Line</th> <th>(dB)</th> <th>Level</th> <th>Factor</th> <th>Loss</th> <th>Factor</th> <th></th> </tr> <tr> <th>MHz</th> <th>dBuV/m</th> <th>dBuV/m</th> <th></th> <th>dBuV</th> <th>dB/m</th> <th>dB</th> <th>dB</th> <th>cm</th> <th>deg</th> </tr> </thead> <tbody> <tr> <td>1 5725.77</td> <td>59.07</td> <td>68.30</td> <td>-9.23</td> <td>48.85</td> <td>34.90</td> <td>8.68</td> <td>33.36</td> <td>300</td> <td>263 PEAK</td> </tr> </tbody> </table>	Limit	Margin	Read	Ant	Cable	Preamp	APos	TPos	Remark	Freq	Level	Line	(dB)	Level	Factor	Loss	Factor		MHz	dBuV/m	dBuV/m		dBuV	dB/m	dB	dB	cm	deg	1 5725.77	59.07	68.30	-9.23	48.85	34.90	8.68	33.36	300	263 PEAK	Blank
Limit	Margin	Read	Ant	Cable	Preamp	APos	TPos	Remark																																
Freq	Level	Line	(dB)	Level	Factor	Loss	Factor																																	
MHz	dBuV/m	dBuV/m		dBuV	dB/m	dB	dB	cm	deg																															
1 5725.77	59.07	68.30	-9.23	48.85	34.90	8.68	33.36	300	263 PEAK																															
Avg	Blank																																							



Mode	25																																																																																																					
	Harmonic																																																																																																					
	U-NII-2C_5.47-5.725_802.11ax HE40_CH134_Full_5670MHz																																																																																																					
ANT	5+6																																																																																																					
Pol.	Horizontal	Vertical																																																																																																				
Peak Avg	<p>Site : 03CH01-SZ Condition: PART 15.407 3m HF_ANT(3117)_22 HORIZONTAL Mode : 25 IMEI : 352134980043864/352134980043872 Plane : Y with Accessories : MCS0 Power setting 16</p> <table border="1"> <thead> <tr> <th>Limit</th> <th>Read</th> <th>Ant</th> <th>Cable</th> <th>Preamp</th> <th>Apos</th> <th>Tpos</th> <th>Remark</th> </tr> <tr> <th>Freq</th> <th>Level</th> <th>Line</th> <th>Margin</th> <th>Level</th> <th>Factor</th> <th>Loss</th> <th>Factor</th> </tr> <tr> <th>MHz</th> <th>dBuV/m</th> <th>dBuV/m</th> <th>dB</th> <th>dBuV</th> <th>dB/m</th> <th>dB</th> <th>dB</th> <th>cm</th> <th>deg</th> </tr> </thead> <tbody> <tr> <td>1</td> <td>11340.00</td> <td>47.84</td> <td>74.00</td> <td>-26.16</td> <td>44.16</td> <td>39.67</td> <td>14.74</td> <td>50.73</td> <td>---</td> <td>---</td> <td>Peak</td> </tr> <tr> <td>2</td> <td>17010.00</td> <td>51.27</td> <td>68.30</td> <td>-17.03</td> <td>42.97</td> <td>42.50</td> <td>17.51</td> <td>51.71</td> <td>---</td> <td>---</td> <td>Peak</td> </tr> </tbody> </table>	Limit	Read	Ant	Cable	Preamp	Apos	Tpos	Remark	Freq	Level	Line	Margin	Level	Factor	Loss	Factor	MHz	dBuV/m	dBuV/m	dB	dBuV	dB/m	dB	dB	cm	deg	1	11340.00	47.84	74.00	-26.16	44.16	39.67	14.74	50.73	---	---	Peak	2	17010.00	51.27	68.30	-17.03	42.97	42.50	17.51	51.71	---	---	Peak	<p>Site : 03CH01-SZ Condition: PART 15.407 3m HF_ANT(3117)_22 VERTICAL Mode : 25 IMEI : 352134980043864/352134980043872 Plane : Y with Accessories : MCS0 Power setting 16</p> <table border="1"> <thead> <tr> <th>Limit</th> <th>Read</th> <th>Ant</th> <th>Cable</th> <th>Preamp</th> <th>Apos</th> <th>Tpos</th> <th>Remark</th> </tr> <tr> <th>Freq</th> <th>Level</th> <th>Line</th> <th>Margin</th> <th>Level</th> <th>Factor</th> <th>Loss</th> <th>Factor</th> </tr> <tr> <th>MHz</th> <th>dBuV/m</th> <th>dBuV/m</th> <th>dB</th> <th>dBuV</th> <th>dB/m</th> <th>dB</th> <th>dB</th> <th>cm</th> <th>deg</th> </tr> </thead> <tbody> <tr> <td>1</td> <td>11340.00</td> <td>47.90</td> <td>74.00</td> <td>-26.10</td> <td>44.22</td> <td>39.67</td> <td>14.74</td> <td>50.73</td> <td>---</td> <td>---</td> <td>Peak</td> </tr> <tr> <td>2</td> <td>17010.00</td> <td>50.97</td> <td>68.30</td> <td>-17.33</td> <td>42.67</td> <td>42.50</td> <td>17.51</td> <td>51.71</td> <td>---</td> <td>---</td> <td>Peak</td> </tr> </tbody> </table>	Limit	Read	Ant	Cable	Preamp	Apos	Tpos	Remark	Freq	Level	Line	Margin	Level	Factor	Loss	Factor	MHz	dBuV/m	dBuV/m	dB	dBuV	dB/m	dB	dB	cm	deg	1	11340.00	47.90	74.00	-26.10	44.22	39.67	14.74	50.73	---	---	Peak	2	17010.00	50.97	68.30	-17.33	42.67	42.50	17.51	51.71	---	---	Peak
	Limit	Read	Ant	Cable	Preamp	Apos	Tpos	Remark																																																																																														
Freq	Level	Line	Margin	Level	Factor	Loss	Factor																																																																																															
MHz	dBuV/m	dBuV/m	dB	dBuV	dB/m	dB	dB	cm	deg																																																																																													
1	11340.00	47.84	74.00	-26.16	44.16	39.67	14.74	50.73	---	---	Peak																																																																																											
2	17010.00	51.27	68.30	-17.03	42.97	42.50	17.51	51.71	---	---	Peak																																																																																											
Limit	Read	Ant	Cable	Preamp	Apos	Tpos	Remark																																																																																															
Freq	Level	Line	Margin	Level	Factor	Loss	Factor																																																																																															
MHz	dBuV/m	dBuV/m	dB	dBuV	dB/m	dB	dB	cm	deg																																																																																													
1	11340.00	47.90	74.00	-26.10	44.22	39.67	14.74	50.73	---	---	Peak																																																																																											
2	17010.00	50.97	68.30	-17.33	42.67	42.50	17.51	51.71	---	---	Peak																																																																																											

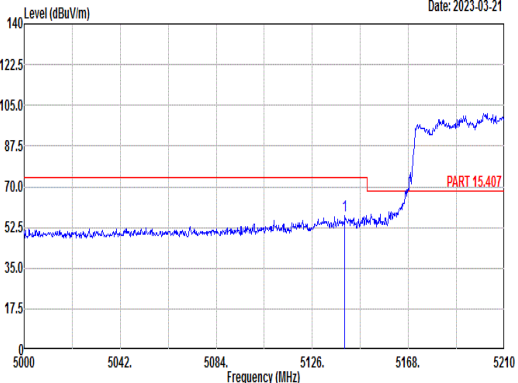
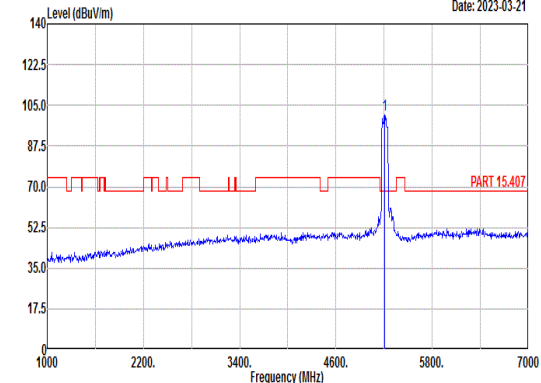
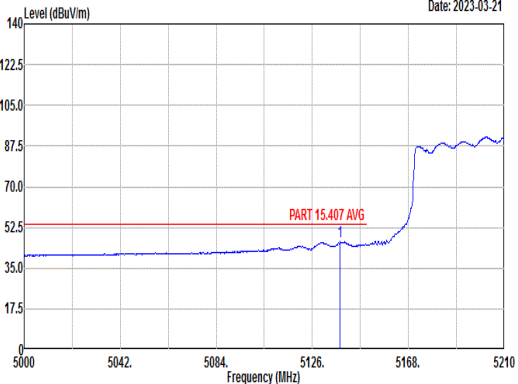
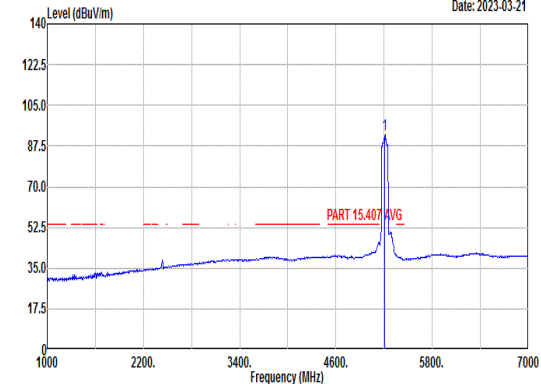


		26																																																																																									
Mode	Band Edge - L																																																																																										
	U-NII-1_5.15-5.25_802.11ax HE80_CH42_Full_5210MHz																																																																																										
ANT	5+6																																																																																										
Pol.	Horizontal	Fundamental																																																																																									
Peak	 <p>Level (dBuV/m) vs Frequency (MHz) plot for Horizontal polarization. The y-axis ranges from 0 to 140 dBuV/m, and the x-axis ranges from 5000 to 5210 MHz. A red horizontal line indicates the limit at 70.0 dBuV/m. A blue trace shows the signal level, which rises sharply after 5168 MHz. A peak is labeled 'PART 15.407'.</p> <p>Site : 03CH03-SZ Condition: PART 15.407 3m ANT3117_0057 HORIZONTAL : RBW:1000kHz VBW:3000kHz Mode : 26 Setting : MCS0 Power setting 15 Plane : Y with accessories : 352134980042460/352134980042478</p> <table border="1"> <thead> <tr> <th></th> <th>Limit</th> <th>Read</th> <th>Ant</th> <th>Cable Preamp</th> <th>APos</th> <th>TPos</th> <th>Remark</th> </tr> <tr> <th>Freq</th> <th>Level</th> <th>Line</th> <th>Margin</th> <th>Level</th> <th>Factor</th> <th>Loss</th> <th>Factor</th> </tr> <tr> <th>MHz</th> <th>dBuV/m</th> <th>dBuV/m</th> <th>dB</th> <th>dBuV</th> <th>dB/m</th> <th>dB</th> <th>cm</th> </tr> <tr> <th></th> <th></th> <th></th> <th></th> <th></th> <th></th> <th></th> <th>deg</th> </tr> </thead> <tbody> <tr> <td>1</td> <td>5137.76</td> <td>59.13</td> <td>74.00</td> <td>-14.87</td> <td>49.51</td> <td>34.54</td> <td>7.91</td> <td>32.83</td> <td>100</td> <td>131</td> <td>PEAK</td> </tr> </tbody> </table>		Limit	Read	Ant	Cable Preamp	APos	TPos	Remark	Freq	Level	Line	Margin	Level	Factor	Loss	Factor	MHz	dBuV/m	dBuV/m	dB	dBuV	dB/m	dB	cm								deg	1	5137.76	59.13	74.00	-14.87	49.51	34.54	7.91	32.83	100	131	PEAK	 <p>Level (dBuV/m) vs Frequency (MHz) plot for Fundamental polarization. The y-axis ranges from 0 to 140 dBuV/m, and the x-axis ranges from 1000 to 7000 MHz. A red horizontal line indicates the limit at 70.0 dBuV/m. A blue trace shows a sharp peak at approximately 5138 MHz. A peak is labeled 'PART 15.407'.</p> <p>Site : 03CH03-SZ Condition: PART 15.407 3m ANT3117_0057 HORIZONTAL : RBW:1000kHz VBW:3000kHz Mode : 26 Setting : MCS0 Power setting 15 Plane : Y with accessories : 352134980042460/352134980042478</p> <table border="1"> <thead> <tr> <th></th> <th>Limit</th> <th>Read</th> <th>Ant</th> <th>Cable Preamp</th> <th>APos</th> <th>TPos</th> <th>Remark</th> </tr> <tr> <th>Freq</th> <th>Level</th> <th>Line</th> <th>Margin</th> <th>Level</th> <th>Factor</th> <th>Loss</th> <th>Factor</th> </tr> <tr> <th>MHz</th> <th>dBuV/m</th> <th>dBuV/m</th> <th>dB</th> <th>dBuV</th> <th>dB/m</th> <th>dB</th> <th>cm</th> </tr> <tr> <th></th> <th></th> <th></th> <th></th> <th></th> <th></th> <th></th> <th>deg</th> </tr> </thead> <tbody> <tr> <td>1</td> <td>5210.00</td> <td>103.12</td> <td>-----</td> <td>93.59</td> <td>34.52</td> <td>7.96</td> <td>32.95</td> <td>100</td> <td>131</td> <td>PEAK</td> </tr> </tbody> </table>		Limit	Read	Ant	Cable Preamp	APos	TPos	Remark	Freq	Level	Line	Margin	Level	Factor	Loss	Factor	MHz	dBuV/m	dBuV/m	dB	dBuV	dB/m	dB	cm								deg	1	5210.00	103.12	-----	93.59	34.52	7.96	32.95	100	131	PEAK		
		Limit	Read	Ant	Cable Preamp	APos	TPos	Remark																																																																																			
Freq	Level	Line	Margin	Level	Factor	Loss	Factor																																																																																				
MHz	dBuV/m	dBuV/m	dB	dBuV	dB/m	dB	cm																																																																																				
							deg																																																																																				
1	5137.76	59.13	74.00	-14.87	49.51	34.54	7.91	32.83	100	131	PEAK																																																																																
	Limit	Read	Ant	Cable Preamp	APos	TPos	Remark																																																																																				
Freq	Level	Line	Margin	Level	Factor	Loss	Factor																																																																																				
MHz	dBuV/m	dBuV/m	dB	dBuV	dB/m	dB	cm																																																																																				
							deg																																																																																				
1	5210.00	103.12	-----	93.59	34.52	7.96	32.95	100	131	PEAK																																																																																	
Avg	 <p>Level (dBuV/m) vs Frequency (MHz) plot for Horizontal polarization (Average). The y-axis ranges from 0 to 140 dBuV/m, and the x-axis ranges from 5000 to 5210 MHz. A red horizontal line indicates the limit at 52.5 dBuV/m. A blue trace shows the average signal level, which rises sharply after 5168 MHz. A peak is labeled 'PART 15.407 AVG'.</p> <p>Site : 03CH01-SZ Condition: PART 15.407 AVG 3m ANT3117_0057 HORIZONTAL : RBW:1000.000kHz VBW:0.010kHz Mode : 26 Setting : MCS0 Power setting 15 Plane : Y with accessories : 352134980042460/352134980042478</p> <table border="1"> <thead> <tr> <th></th> <th>Limit</th> <th>Margin</th> <th>Read</th> <th>Ant</th> <th>Cable Preamp</th> <th>APos</th> <th>TPos</th> <th>Remark</th> </tr> <tr> <th>Freq</th> <th>Level</th> <th>Line</th> <th>(dB)</th> <th>Level</th> <th>Factor</th> <th>Loss</th> <th>Factor</th> </tr> <tr> <th>MHz</th> <th>dBuV/m</th> <th>dBuV/m</th> <th>dB</th> <th>dBuV</th> <th>dB/m</th> <th>dB</th> <th>cm</th> </tr> <tr> <th></th> <th></th> <th></th> <th></th> <th></th> <th></th> <th></th> <th>deg</th> </tr> </thead> <tbody> <tr> <td>1</td> <td>5137.13</td> <td>48.46</td> <td>54.00</td> <td>-5.54</td> <td>38.83</td> <td>34.55</td> <td>7.91</td> <td>32.83</td> <td>100</td> <td>131</td> <td>AVERAGE</td> </tr> </tbody> </table>		Limit	Margin	Read	Ant	Cable Preamp	APos	TPos	Remark	Freq	Level	Line	(dB)	Level	Factor	Loss	Factor	MHz	dBuV/m	dBuV/m	dB	dBuV	dB/m	dB	cm								deg	1	5137.13	48.46	54.00	-5.54	38.83	34.55	7.91	32.83	100	131	AVERAGE	 <p>Level (dBuV/m) vs Frequency (MHz) plot for Fundamental polarization (Average). The y-axis ranges from 0 to 140 dBuV/m, and the x-axis ranges from 1000 to 7000 MHz. A red horizontal line indicates the limit at 52.5 dBuV/m. A blue trace shows a sharp peak at approximately 5138 MHz. A peak is labeled 'PART 15.407 AVG'.</p> <p>Site : 03CH01-SZ Condition: PART 15.407 AVG 3m ANT3117_0057 HORIZONTAL : RBW:1000.000kHz VBW:0.010kHz Mode : 26 Setting : MCS0 Power setting 15 Plane : Y with accessories : 352134980042460/352134980042478</p> <table border="1"> <thead> <tr> <th></th> <th>Limit</th> <th>Margin</th> <th>Read</th> <th>Ant</th> <th>Cable Preamp</th> <th>APos</th> <th>TPos</th> <th>Remark</th> </tr> <tr> <th>Freq</th> <th>Level</th> <th>Line</th> <th>(dB)</th> <th>Level</th> <th>Factor</th> <th>Loss</th> <th>Factor</th> </tr> <tr> <th>MHz</th> <th>dBuV/m</th> <th>dBuV/m</th> <th>dB</th> <th>dBuV</th> <th>dB/m</th> <th>dB</th> <th>cm</th> </tr> <tr> <th></th> <th></th> <th></th> <th></th> <th></th> <th></th> <th></th> <th>deg</th> </tr> </thead> <tbody> <tr> <td>1</td> <td>5210.00</td> <td>95.64</td> <td>-----</td> <td>86.10</td> <td>34.52</td> <td>7.96</td> <td>32.94</td> <td>100</td> <td>131</td> <td>AVERAGE</td> </tr> </tbody> </table>		Limit	Margin	Read	Ant	Cable Preamp	APos	TPos	Remark	Freq	Level	Line	(dB)	Level	Factor	Loss	Factor	MHz	dBuV/m	dBuV/m	dB	dBuV	dB/m	dB	cm								deg	1	5210.00	95.64	-----	86.10	34.52	7.96	32.94	100	131	AVERAGE
	Limit	Margin	Read	Ant	Cable Preamp	APos	TPos	Remark																																																																																			
Freq	Level	Line	(dB)	Level	Factor	Loss	Factor																																																																																				
MHz	dBuV/m	dBuV/m	dB	dBuV	dB/m	dB	cm																																																																																				
							deg																																																																																				
1	5137.13	48.46	54.00	-5.54	38.83	34.55	7.91	32.83	100	131	AVERAGE																																																																																
	Limit	Margin	Read	Ant	Cable Preamp	APos	TPos	Remark																																																																																			
Freq	Level	Line	(dB)	Level	Factor	Loss	Factor																																																																																				
MHz	dBuV/m	dBuV/m	dB	dBuV	dB/m	dB	cm																																																																																				
							deg																																																																																				
1	5210.00	95.64	-----	86.10	34.52	7.96	32.94	100	131	AVERAGE																																																																																	



Mode	26																																			
	Band Edge - R																																			
	U-NII-1_5.15-5.25_802.11ax HE80_CH42_Full_5210MHz																																			
ANT	5+6																																			
Pol.	Horizontal	Fundamental																																		
Peak	<p>Date: 2023-03-21</p> <p>Level (dBuV/m)</p> <p>Frequency (MHz)</p> <p>PART 15.407</p> <p>Site : 03CH03-SZ Condition: PART 15.407 3m ANT3117_0057 HORIZONTAL : RBW:1000kHz VBW:3000kHz Mode : 26 Setting : MCS0 Power setting 15 Plane : Y with accessories : 352134980042460/352134980042478</p> <table border="1"> <thead> <tr> <th>Limit</th> <th>Read</th> <th>Ant</th> <th>Cable</th> <th>Preamp</th> <th>APos</th> <th>TPos</th> <th>Remark</th> </tr> <tr> <th>Freq</th> <th>Level</th> <th>Line</th> <th>Margin</th> <th>Level</th> <th>Factor</th> <th>Loss</th> <th>Factor</th> </tr> <tr> <th>MHz</th> <th>dBuV/m</th> <th>dBuV/m</th> <th>dB</th> <th>dBuV</th> <th>dB/m</th> <th>dB</th> <th>dB</th> </tr> </thead> <tbody> <tr> <td>1</td> <td>5350.00</td> <td>50.37</td> <td>68.30</td> <td>-17.93</td> <td>40.75</td> <td>34.46</td> <td>8.33 33.17</td> <td>100 131 PEAK</td> </tr> </tbody> </table>		Limit	Read	Ant	Cable	Preamp	APos	TPos	Remark	Freq	Level	Line	Margin	Level	Factor	Loss	Factor	MHz	dBuV/m	dBuV/m	dB	dBuV	dB/m	dB	dB	1	5350.00	50.37	68.30	-17.93	40.75	34.46	8.33 33.17	100 131 PEAK	
	Limit	Read	Ant	Cable	Preamp	APos	TPos	Remark																												
Freq	Level	Line	Margin	Level	Factor	Loss	Factor																													
MHz	dBuV/m	dBuV/m	dB	dBuV	dB/m	dB	dB																													
1	5350.00	50.37	68.30	-17.93	40.75	34.46	8.33 33.17	100 131 PEAK																												
Avg	<p>Date: 2023-03-21</p> <p>Level (dBuV/m)</p> <p>Frequency (MHz)</p> <p>PART 15.407 AVG</p> <p>Site : 03CH01-SZ Condition: PART 15.407 AVG 3m ANT3117_0057 HORIZONTAL : RBW:1000.000kHz VBW:0.010kHz Mode : 26 Setting : MCS0 Power setting 15 Plane : Y with accessories : 352134980042460/352134980042478</p> <table border="1"> <thead> <tr> <th>Limit</th> <th>Margin</th> <th>Read</th> <th>Ant</th> <th>Cable</th> <th>Preamp</th> <th>APos</th> <th>TPos</th> <th>Remark</th> </tr> <tr> <th>Freq</th> <th>Level</th> <th>Line</th> <th>(dB)</th> <th>Level</th> <th>Factor</th> <th>Loss</th> <th>Factor</th> </tr> <tr> <th>MHz</th> <th>dBuV/m</th> <th>dBuV/m</th> <th></th> <th>dBuV</th> <th>dB/m</th> <th>dB</th> <th>dB</th> </tr> </thead> <tbody> <tr> <td>1</td> <td>5350.75</td> <td>41.30</td> <td>54.00</td> <td>-12.70</td> <td>31.68</td> <td>34.46</td> <td>8.33 33.17</td> <td>100 131 AVERAGE</td> </tr> </tbody> </table>		Limit	Margin	Read	Ant	Cable	Preamp	APos	TPos	Remark	Freq	Level	Line	(dB)	Level	Factor	Loss	Factor	MHz	dBuV/m	dBuV/m		dBuV	dB/m	dB	dB	1	5350.75	41.30	54.00	-12.70	31.68	34.46	8.33 33.17	100 131 AVERAGE
	Limit	Margin	Read	Ant	Cable	Preamp	APos	TPos	Remark																											
Freq	Level	Line	(dB)	Level	Factor	Loss	Factor																													
MHz	dBuV/m	dBuV/m		dBuV	dB/m	dB	dB																													
1	5350.75	41.30	54.00	-12.70	31.68	34.46	8.33 33.17	100 131 AVERAGE																												



Mode	26																																																											
	Band Edge - L																																																											
	U-NII-1_5.15-5.25_802.11ax HE80_CH42_Full_5210MHz																																																											
ANT	5+6																																																											
Pol.	Vertical	Fundamental																																																										
Peak	 <p>Level (dBuV/m) vs Frequency (MHz) plot for Vertical polarization. The plot shows a signal level rising from approximately 50 dBuV/m at 5000 MHz to about 90 dBuV/m at 5210 MHz. A red horizontal line indicates a limit at 70.0 dBuV/m. A peak is labeled 'PART 15.407' at approximately 5168 MHz.</p> <p>Site : 03CH03-SZ Condition: PART 15.407 3m ANT3117_0057 VERTICAL : RBW:1000kHz VBW:3000kHz Mode : 26 Setting : MCS0 Power setting 15 Plane : Y with accessories : 352134980042460/352134980042478</p> <table border="1"> <thead> <tr> <th>Limit</th> <th>Read</th> <th>Ant</th> <th>Cable Preamp</th> <th>APos</th> <th>TPos</th> <th>Remark</th> </tr> <tr> <th>Freq</th> <th>Level</th> <th>Line</th> <th>Margin</th> <th>Level</th> <th>Factor</th> <th>Loss Factor</th> <th>cm</th> <th>deg</th> </tr> </thead> <tbody> <tr> <td>1</td> <td>5140.28</td> <td>57.60</td> <td>74.00</td> <td>-16.40</td> <td>47.98</td> <td>34.54</td> <td>7.91</td> <td>32.83</td> <td>315</td> <td>109</td> <td>PEAK</td> </tr> </tbody> </table>	Limit	Read	Ant	Cable Preamp	APos	TPos	Remark	Freq	Level	Line	Margin	Level	Factor	Loss Factor	cm	deg	1	5140.28	57.60	74.00	-16.40	47.98	34.54	7.91	32.83	315	109	PEAK	 <p>Level (dBuV/m) vs Frequency (MHz) plot for Fundamental polarization. The plot shows a signal level rising from approximately 40 dBuV/m at 1000 MHz to about 100 dBuV/m at 5210 MHz. A red horizontal line indicates a limit at 70.0 dBuV/m. A peak is labeled 'PART 15.407' at approximately 5168 MHz.</p> <p>Site : 03CH03-SZ Condition: PART 15.407 3m ANT3117_0057 VERTICAL : RBW:1000kHz VBW:3000kHz Mode : 26 Setting : MCS0 Power setting 15 Plane : Y with accessories : 352134980042460/352134980042478</p> <table border="1"> <thead> <tr> <th>Limit</th> <th>Read</th> <th>Ant</th> <th>Cable Preamp</th> <th>APos</th> <th>TPos</th> <th>Remark</th> </tr> <tr> <th>Freq</th> <th>Level</th> <th>Line</th> <th>Margin</th> <th>Level</th> <th>Factor</th> <th>Loss Factor</th> <th>cm</th> <th>deg</th> </tr> </thead> <tbody> <tr> <td>1</td> <td>5210.00</td> <td>100.68</td> <td>-----</td> <td>-----</td> <td>91.14</td> <td>34.52</td> <td>7.96</td> <td>32.94</td> <td>315</td> <td>109</td> <td>PEAK</td> </tr> </tbody> </table>	Limit	Read	Ant	Cable Preamp	APos	TPos	Remark	Freq	Level	Line	Margin	Level	Factor	Loss Factor	cm	deg	1	5210.00	100.68	-----	-----	91.14	34.52	7.96	32.94	315	109	PEAK		
	Limit	Read	Ant	Cable Preamp	APos	TPos	Remark																																																					
Freq	Level	Line	Margin	Level	Factor	Loss Factor	cm	deg																																																				
1	5140.28	57.60	74.00	-16.40	47.98	34.54	7.91	32.83	315	109	PEAK																																																	
Limit	Read	Ant	Cable Preamp	APos	TPos	Remark																																																						
Freq	Level	Line	Margin	Level	Factor	Loss Factor	cm	deg																																																				
1	5210.00	100.68	-----	-----	91.14	34.52	7.96	32.94	315	109	PEAK																																																	
Avg	 <p>Level (dBuV/m) vs Frequency (MHz) plot for Vertical polarization. The plot shows a signal level rising from approximately 40 dBuV/m at 5000 MHz to about 90 dBuV/m at 5210 MHz. A red horizontal line indicates a limit at 54.00 dBuV/m. A peak is labeled 'PART 15.407 AVG' at approximately 5168 MHz.</p> <p>Site : 03CH01-SZ Condition: PART 15.407 AVG 3m ANT3117_0057 VERTICAL : RBW:1000.000kHz VBW:0.010kHz Mode : 26 Setting : MCS0 Power setting 15 Plane : Y with accessories : 352134980042460/352134980042478</p> <table border="1"> <thead> <tr> <th>Limit</th> <th>Margin</th> <th>Read</th> <th>Ant</th> <th>Cable Preamp</th> <th>APos</th> <th>TPos</th> <th>Remark</th> </tr> <tr> <th>Freq</th> <th>Level</th> <th>Line</th> <th>(dB)</th> <th>Level</th> <th>Factor</th> <th>Loss Factor</th> <th>cm</th> <th>deg</th> </tr> </thead> <tbody> <tr> <td>1</td> <td>5138.18</td> <td>46.41</td> <td>54.00</td> <td>-7.59</td> <td>36.79</td> <td>34.54</td> <td>7.91</td> <td>32.83</td> <td>315</td> <td>109</td> <td>AVERAGE</td> </tr> </tbody> </table>	Limit	Margin	Read	Ant	Cable Preamp	APos	TPos	Remark	Freq	Level	Line	(dB)	Level	Factor	Loss Factor	cm	deg	1	5138.18	46.41	54.00	-7.59	36.79	34.54	7.91	32.83	315	109	AVERAGE	 <p>Level (dBuV/m) vs Frequency (MHz) plot for Fundamental polarization. The plot shows a signal level rising from approximately 40 dBuV/m at 1000 MHz to about 100 dBuV/m at 5210 MHz. A red horizontal line indicates a limit at 54.00 dBuV/m. A peak is labeled 'PART 15.407 AVG' at approximately 5168 MHz.</p> <p>Site : 03CH01-SZ Condition: PART 15.407 AVG 3m ANT3117_0057 VERTICAL : RBW:1000.000kHz VBW:0.010kHz Mode : 26 Setting : MCS0 Power setting 15 Plane : Y with accessories : 352134980042460/352134980042478</p> <table border="1"> <thead> <tr> <th>Limit</th> <th>Margin</th> <th>Read</th> <th>Ant</th> <th>Cable Preamp</th> <th>APos</th> <th>TPos</th> <th>Remark</th> </tr> <tr> <th>Freq</th> <th>Level</th> <th>Line</th> <th>(dB)</th> <th>Level</th> <th>Factor</th> <th>Loss Factor</th> <th>cm</th> <th>deg</th> </tr> </thead> <tbody> <tr> <td>1</td> <td>5210.00</td> <td>92.29</td> <td>-----</td> <td>-----</td> <td>82.76</td> <td>34.52</td> <td>7.96</td> <td>32.95</td> <td>315</td> <td>109</td> <td>AVERAGE</td> </tr> </tbody> </table>	Limit	Margin	Read	Ant	Cable Preamp	APos	TPos	Remark	Freq	Level	Line	(dB)	Level	Factor	Loss Factor	cm	deg	1	5210.00	92.29	-----	-----	82.76	34.52	7.96	32.95	315	109	AVERAGE
Limit	Margin	Read	Ant	Cable Preamp	APos	TPos	Remark																																																					
Freq	Level	Line	(dB)	Level	Factor	Loss Factor	cm	deg																																																				
1	5138.18	46.41	54.00	-7.59	36.79	34.54	7.91	32.83	315	109	AVERAGE																																																	
Limit	Margin	Read	Ant	Cable Preamp	APos	TPos	Remark																																																					
Freq	Level	Line	(dB)	Level	Factor	Loss Factor	cm	deg																																																				
1	5210.00	92.29	-----	-----	82.76	34.52	7.96	32.95	315	109	AVERAGE																																																	



Mode	26																																							
	Band Edge - R																																							
	U-NII-1_5.15-5.25_802.11ax HE80_CH42_Full_5210MHz																																							
ANT	5+6																																							
Pol.	Vertical	Fundamental																																						
Peak	<p>Date: 2023-03-21</p> <p>Site : 03CH03-SZ Condition: PART 15.407 3m ANT3117_0057 VERTICAL : RBW:1000kHz VBW:3000kHz Mode : 26 Setting : MCS0 Power setting 15 Plane : Y with accessories : 352134980042460/352134980042478</p> <table border="1"> <thead> <tr> <th>Limit</th> <th>Read</th> <th>Ant</th> <th>Cable</th> <th>Preamp</th> <th>APos</th> <th>TPos</th> <th>Remark</th> </tr> <tr> <th>Freq</th> <th>Level</th> <th>Line</th> <th>Margin</th> <th>Level</th> <th>Factor</th> <th>Loss</th> <th>Factor</th> </tr> <tr> <th>MHz</th> <th>dBuV/m</th> <th>dBuV/m</th> <th>dB</th> <th>dBuV</th> <th>dB/m</th> <th>dB</th> <th>cm</th> </tr> </thead> <tbody> <tr> <td>1 5350.00</td> <td>48.83</td> <td>68.30</td> <td>-19.47</td> <td>39.21</td> <td>34.46</td> <td>8.33</td> <td>33.17</td> <td>315</td> <td>109 PEAK</td> </tr> </tbody> </table>		Limit	Read	Ant	Cable	Preamp	APos	TPos	Remark	Freq	Level	Line	Margin	Level	Factor	Loss	Factor	MHz	dBuV/m	dBuV/m	dB	dBuV	dB/m	dB	cm	1 5350.00	48.83	68.30	-19.47	39.21	34.46	8.33	33.17	315	109 PEAK	Blank			
	Limit	Read	Ant	Cable	Preamp	APos	TPos	Remark																																
Freq	Level	Line	Margin	Level	Factor	Loss	Factor																																	
MHz	dBuV/m	dBuV/m	dB	dBuV	dB/m	dB	cm																																	
1 5350.00	48.83	68.30	-19.47	39.21	34.46	8.33	33.17	315	109 PEAK																															
Avg	<p>Date: 2023-03-21</p> <p>Site : 03CH01-SZ Condition: PART 15.407 AVG 3m ANT3117_0057 VERTICAL : RBW:1000.000kHz VBW:0.010kHz Mode : 26 Setting : MCS0 Power setting 15 Plane : Y with accessories : 352134980042460/352134980042478</p> <table border="1"> <thead> <tr> <th>Limit</th> <th>Margin</th> <th>Read</th> <th>Ant</th> <th>Cable</th> <th>Preamp</th> <th>APos</th> <th>TPos</th> <th>Remark</th> </tr> <tr> <th>Freq</th> <th>Level</th> <th>Line</th> <th>(dB)</th> <th>Level</th> <th>Factor</th> <th>Loss</th> <th>Factor</th> <th>Factor</th> </tr> <tr> <th>MHz</th> <th>dBuV/m</th> <th>dBuV/m</th> <th></th> <th>dBuV</th> <th>dB/m</th> <th>dB</th> <th>dB</th> <th>cm</th> </tr> </thead> <tbody> <tr> <td>1 5350.00</td> <td>40.53</td> <td>54.00</td> <td>-13.47</td> <td>30.91</td> <td>34.46</td> <td>8.33</td> <td>33.17</td> <td>315</td> <td>109 AVERAGE</td> </tr> </tbody> </table>		Limit	Margin	Read	Ant	Cable	Preamp	APos	TPos	Remark	Freq	Level	Line	(dB)	Level	Factor	Loss	Factor	Factor	MHz	dBuV/m	dBuV/m		dBuV	dB/m	dB	dB	cm	1 5350.00	40.53	54.00	-13.47	30.91	34.46	8.33	33.17	315	109 AVERAGE	Blank
Limit	Margin	Read	Ant	Cable	Preamp	APos	TPos	Remark																																
Freq	Level	Line	(dB)	Level	Factor	Loss	Factor	Factor																																
MHz	dBuV/m	dBuV/m		dBuV	dB/m	dB	dB	cm																																
1 5350.00	40.53	54.00	-13.47	30.91	34.46	8.33	33.17	315	109 AVERAGE																															



Mode	26																																																																																																	
	Harmonic																																																																																																	
	U-NII-1_5.15-5.25_802.11ax HE80_CH42_Full_5210MHz																																																																																																	
ANT	5+6																																																																																																	
Pol.	Horizontal	Vertical																																																																																																
Peak Avg	<p>Site : 03CH01-SZ Condition: PART 15.407 3m HF_ANT(3117)_22 HORIZONTAL Mode : 26 IMEI : 352134980043864/352134980043872 Plane : Y with Accessories : MCS0 Power setting 15</p> <table border="1"> <thead> <tr> <th>Limit</th> <th>Read</th> <th>Ant</th> <th>Cable</th> <th>Preamp</th> <th>APos</th> <th>TPos</th> <th>Remark</th> </tr> <tr> <th>Freq</th> <th>Level</th> <th>Line</th> <th>Margin</th> <th>Level</th> <th>Factor</th> <th>Loss</th> <th>Factor</th> </tr> <tr> <th>MHz</th> <th>dBuV/m</th> <th>dBuV/m</th> <th>dB</th> <th>dBuV</th> <th>dB/m</th> <th>dB</th> <th>dB</th> </tr> </thead> <tbody> <tr> <td>1</td> <td>10420.00</td> <td>48.72</td> <td>68.30</td> <td>-19.58</td> <td>45.84</td> <td>39.47</td> <td>14.19</td> <td>50.78</td> <td>---</td> <td>---</td> <td>Peak</td> </tr> <tr> <td>2</td> <td>15630.00</td> <td>47.39</td> <td>74.00</td> <td>-26.61</td> <td>40.09</td> <td>41.88</td> <td>16.92</td> <td>51.50</td> <td>---</td> <td>---</td> <td>Peak</td> </tr> </tbody> </table>	Limit	Read	Ant	Cable	Preamp	APos	TPos	Remark	Freq	Level	Line	Margin	Level	Factor	Loss	Factor	MHz	dBuV/m	dBuV/m	dB	dBuV	dB/m	dB	dB	1	10420.00	48.72	68.30	-19.58	45.84	39.47	14.19	50.78	---	---	Peak	2	15630.00	47.39	74.00	-26.61	40.09	41.88	16.92	51.50	---	---	Peak	<p>Site : 03CH01-SZ Condition: PART 15.407 3m HF_ANT(3117)_22 VERTICAL Mode : 26 IMEI : 352134980043864/352134980043872 Plane : Y with Accessories : MCS0 Power setting 15</p> <table border="1"> <thead> <tr> <th>Limit</th> <th>Read</th> <th>Ant</th> <th>Cable</th> <th>Preamp</th> <th>APos</th> <th>TPos</th> <th>Remark</th> </tr> <tr> <th>Freq</th> <th>Level</th> <th>Line</th> <th>Margin</th> <th>Level</th> <th>Factor</th> <th>Loss</th> <th>Factor</th> </tr> <tr> <th>MHz</th> <th>dBuV/m</th> <th>dBuV/m</th> <th>dB</th> <th>dBuV</th> <th>dB/m</th> <th>dB</th> <th>dB</th> </tr> </thead> <tbody> <tr> <td>1</td> <td>10420.00</td> <td>47.90</td> <td>68.30</td> <td>-20.40</td> <td>45.02</td> <td>39.47</td> <td>14.19</td> <td>50.78</td> <td>---</td> <td>---</td> <td>Peak</td> </tr> <tr> <td>2</td> <td>15630.00</td> <td>47.60</td> <td>74.00</td> <td>-26.40</td> <td>40.30</td> <td>41.88</td> <td>16.92</td> <td>51.50</td> <td>---</td> <td>---</td> <td>Peak</td> </tr> </tbody> </table>	Limit	Read	Ant	Cable	Preamp	APos	TPos	Remark	Freq	Level	Line	Margin	Level	Factor	Loss	Factor	MHz	dBuV/m	dBuV/m	dB	dBuV	dB/m	dB	dB	1	10420.00	47.90	68.30	-20.40	45.02	39.47	14.19	50.78	---	---	Peak	2	15630.00	47.60	74.00	-26.40	40.30	41.88	16.92	51.50	---	---	Peak
	Limit	Read	Ant	Cable	Preamp	APos	TPos	Remark																																																																																										
Freq	Level	Line	Margin	Level	Factor	Loss	Factor																																																																																											
MHz	dBuV/m	dBuV/m	dB	dBuV	dB/m	dB	dB																																																																																											
1	10420.00	48.72	68.30	-19.58	45.84	39.47	14.19	50.78	---	---	Peak																																																																																							
2	15630.00	47.39	74.00	-26.61	40.09	41.88	16.92	51.50	---	---	Peak																																																																																							
Limit	Read	Ant	Cable	Preamp	APos	TPos	Remark																																																																																											
Freq	Level	Line	Margin	Level	Factor	Loss	Factor																																																																																											
MHz	dBuV/m	dBuV/m	dB	dBuV	dB/m	dB	dB																																																																																											
1	10420.00	47.90	68.30	-20.40	45.02	39.47	14.19	50.78	---	---	Peak																																																																																							
2	15630.00	47.60	74.00	-26.40	40.30	41.88	16.92	51.50	---	---	Peak																																																																																							

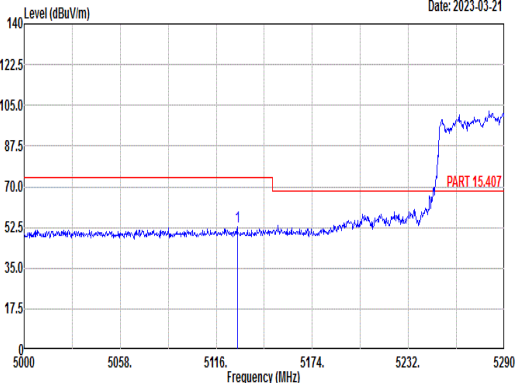
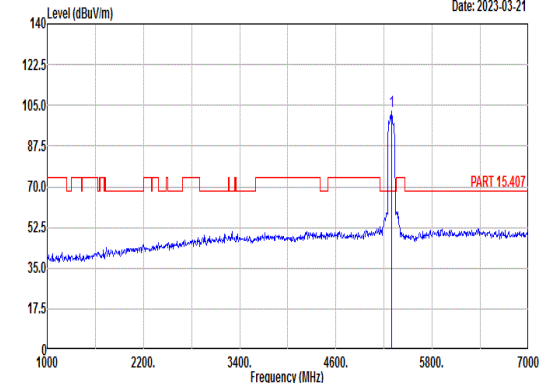
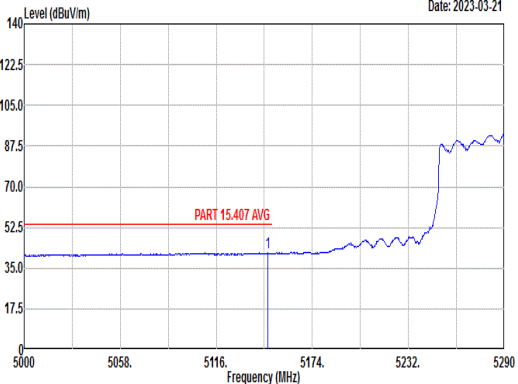
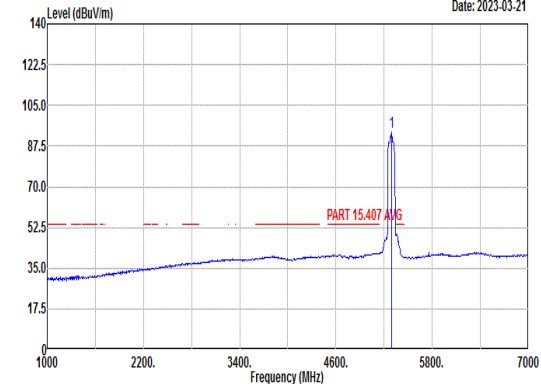


		27																																																								
Mode	Band Edge - L																																																									
	U-NII-2A_5.25-5.35_802.11ax HE80_CH58_Full_5290MHz																																																									
ANT	5+6																																																									
Pol.	Horizontal	Fundamental																																																								
Peak	<p>Date: 2023-03-21</p> <p>Site : 03CH03-SZ Condition: PART 15.407 3m ANT3117_0057 HORIZONTAL : RBW:1000kHz VBW:3000kHz Mode : 27 Setting : MCS0 Power setting 15 Plane : Y with accessories : 352134980042460/352134980042478</p> <table border="1"> <thead> <tr> <th>Limit</th> <th>Read</th> <th>Ant</th> <th>Cable Preamp</th> <th>APos</th> <th>TPos</th> <th>Remark</th> </tr> <tr> <th>Freq</th> <th>Level</th> <th>Line</th> <th>Margin</th> <th>Level</th> <th>Factor</th> <th>Loss Factor</th> <th>cm</th> <th>deg</th> </tr> </thead> <tbody> <tr> <td>1</td> <td>5055.97</td> <td>52.34</td> <td>74.00</td> <td>-21.66</td> <td>42.59</td> <td>34.58</td> <td>7.86</td> <td>32.69</td> <td>158</td> <td>128</td> <td>PEAK</td> </tr> </tbody> </table>	Limit	Read	Ant	Cable Preamp	APos	TPos	Remark	Freq	Level	Line	Margin	Level	Factor	Loss Factor	cm	deg	1	5055.97	52.34	74.00	-21.66	42.59	34.58	7.86	32.69	158	128	PEAK	<p>Date: 2023-03-21</p> <p>Site : 03CH03-SZ Condition: PART 15.407 3m ANT3117_0057 HORIZONTAL : RBW:1000kHz VBW:3000kHz Mode : 27 Setting : MCS0 Power setting 15 Plane : Y with accessories : 352134980042460/352134980042478</p> <table border="1"> <thead> <tr> <th>Limit</th> <th>Read</th> <th>Ant</th> <th>Cable Preamp</th> <th>APos</th> <th>TPos</th> <th>Remark</th> </tr> <tr> <th>Freq</th> <th>Level</th> <th>Line</th> <th>Margin</th> <th>Level</th> <th>Factor</th> <th>Loss Factor</th> <th>cm</th> <th>deg</th> </tr> </thead> <tbody> <tr> <td>1</td> <td>5290.00</td> <td>103.15</td> <td>-----</td> <td>-----</td> <td>93.57</td> <td>34.48</td> <td>8.17</td> <td>33.07</td> <td>158</td> <td>128</td> <td>PEAK</td> </tr> </tbody> </table>	Limit	Read	Ant	Cable Preamp	APos	TPos	Remark	Freq	Level	Line	Margin	Level	Factor	Loss Factor	cm	deg	1	5290.00	103.15	-----	-----	93.57	34.48	8.17	33.07	158	128	PEAK
	Limit	Read	Ant	Cable Preamp	APos	TPos	Remark																																																			
Freq	Level	Line	Margin	Level	Factor	Loss Factor	cm	deg																																																		
1	5055.97	52.34	74.00	-21.66	42.59	34.58	7.86	32.69	158	128	PEAK																																															
Limit	Read	Ant	Cable Preamp	APos	TPos	Remark																																																				
Freq	Level	Line	Margin	Level	Factor	Loss Factor	cm	deg																																																		
1	5290.00	103.15	-----	-----	93.57	34.48	8.17	33.07	158	128	PEAK																																															
Avg	<p>Date: 2023-03-21</p> <p>Site : 03CH03-SZ Condition: PART 15.407 AVG 3m ANT3117_0057 HORIZONTAL : RBW:1000.000kHz VBW:0.010kHz Mode : 27 Setting : MCS0 Power setting 15 Plane : Y with accessories : 352134980042460/352134980042478</p> <table border="1"> <thead> <tr> <th>Limit</th> <th>Read</th> <th>Ant</th> <th>Cable Preamp</th> <th>APos</th> <th>TPos</th> <th>Remark</th> </tr> <tr> <th>Freq</th> <th>Level</th> <th>Line</th> <th>Margin</th> <th>Level</th> <th>Factor</th> <th>Loss Factor</th> <th>cm</th> <th>deg</th> </tr> </thead> <tbody> <tr> <td>1</td> <td>5136.88</td> <td>41.89</td> <td>54.00</td> <td>-12.11</td> <td>32.25</td> <td>34.55</td> <td>7.91</td> <td>32.82</td> <td>158</td> <td>128</td> <td>AVERAGE</td> </tr> </tbody> </table>	Limit	Read	Ant	Cable Preamp	APos	TPos	Remark	Freq	Level	Line	Margin	Level	Factor	Loss Factor	cm	deg	1	5136.88	41.89	54.00	-12.11	32.25	34.55	7.91	32.82	158	128	AVERAGE	<p>Date: 2023-03-21</p> <p>Site : 03CH03-SZ Condition: PART 15.407 AVG 3m ANT3117_0057 HORIZONTAL : RBW:1000.000kHz VBW:0.010kHz Mode : 27 Setting : MCS0 Power setting 15 Plane : Y with accessories : 352134980042460/352134980042478</p> <table border="1"> <thead> <tr> <th>Limit</th> <th>Read</th> <th>Ant</th> <th>Cable Preamp</th> <th>APos</th> <th>TPos</th> <th>Remark</th> </tr> <tr> <th>Freq</th> <th>Level</th> <th>Line</th> <th>Margin</th> <th>Level</th> <th>Factor</th> <th>Loss Factor</th> <th>cm</th> <th>deg</th> </tr> </thead> <tbody> <tr> <td>1</td> <td>5290.00</td> <td>95.26</td> <td>-----</td> <td>-----</td> <td>85.68</td> <td>34.48</td> <td>8.17</td> <td>33.07</td> <td>158</td> <td>128</td> <td>AVERAGE</td> </tr> </tbody> </table>	Limit	Read	Ant	Cable Preamp	APos	TPos	Remark	Freq	Level	Line	Margin	Level	Factor	Loss Factor	cm	deg	1	5290.00	95.26	-----	-----	85.68	34.48	8.17	33.07	158	128	AVERAGE
Limit	Read	Ant	Cable Preamp	APos	TPos	Remark																																																				
Freq	Level	Line	Margin	Level	Factor	Loss Factor	cm	deg																																																		
1	5136.88	41.89	54.00	-12.11	32.25	34.55	7.91	32.82	158	128	AVERAGE																																															
Limit	Read	Ant	Cable Preamp	APos	TPos	Remark																																																				
Freq	Level	Line	Margin	Level	Factor	Loss Factor	cm	deg																																																		
1	5290.00	95.26	-----	-----	85.68	34.48	8.17	33.07	158	128	AVERAGE																																															



Mode	27																																		
	Band Edge - R																																		
	U-NII-2A_5.25-5.35_802.11ax HE80_CH58_Full_5290MHz																																		
ANT	5+6																																		
Pol.	Horizontal	Fundamental																																	
Peak	<p>Date: 2023-03-21</p> <p>Site : 03CH03-SZ Condition: PART 15.407 3m ANT3117_0057 HORIZONTAL : RBW:1000kHz VBW:3000kHz Mode : 27 Setting : MCS0 Power setting 15 Plane : Y with accessories : 352134980042460/352134980042478</p> <table border="1"> <thead> <tr> <th>Limit</th> <th>Read</th> <th>Ant</th> <th>Cable</th> <th>Preamp</th> <th>APos</th> <th>TPos</th> <th>Remark</th> </tr> <tr> <th>Freq</th> <th>Level</th> <th>Line</th> <th>Margin</th> <th>Level</th> <th>Factor</th> <th>Loss</th> <th>Factor</th> </tr> <tr> <th>MHz</th> <th>dBuV/m</th> <th>dBuV/m</th> <th>dB</th> <th>dBuV</th> <th>dB/m</th> <th>dB</th> <th>dB</th> </tr> </thead> <tbody> <tr> <td>1 5355.45</td> <td>62.30</td> <td>74.00</td> <td>-11.70</td> <td>52.68</td> <td>34.46</td> <td>8.34</td> <td>33.18</td> </tr> </tbody> </table>	Limit	Read	Ant	Cable	Preamp	APos	TPos	Remark	Freq	Level	Line	Margin	Level	Factor	Loss	Factor	MHz	dBuV/m	dBuV/m	dB	dBuV	dB/m	dB	dB	1 5355.45	62.30	74.00	-11.70	52.68	34.46	8.34	33.18	Blank	
Limit	Read	Ant	Cable	Preamp	APos	TPos	Remark																												
Freq	Level	Line	Margin	Level	Factor	Loss	Factor																												
MHz	dBuV/m	dBuV/m	dB	dBuV	dB/m	dB	dB																												
1 5355.45	62.30	74.00	-11.70	52.68	34.46	8.34	33.18																												
Avg	<p>Date: 2023-03-21</p> <p>Site : 03CH03-SZ Condition: PART 15.407 AVG 3m ANT3117_0057 HORIZONTAL : RBW:1000.000kHz VBW:0.010kHz Mode : 27 Setting : MCS0 Power setting 15 Plane : Y with accessories : 352134980042460/352134980042478</p> <table border="1"> <thead> <tr> <th>Limit</th> <th>Margin</th> <th>Read</th> <th>Ant</th> <th>Cable</th> <th>Preamp</th> <th>APos</th> <th>TPos</th> <th>Remark</th> </tr> <tr> <th>Freq</th> <th>Level</th> <th>Line</th> <th>(dB)</th> <th>Level</th> <th>Factor</th> <th>Loss</th> <th>Factor</th> </tr> <tr> <th>MHz</th> <th>dBuV/m</th> <th>dBuV/m</th> <th></th> <th>dBuV</th> <th>dB/m</th> <th>dB</th> <th>dB</th> </tr> </thead> <tbody> <tr> <td>1 5354.43</td> <td>50.63</td> <td>54.00</td> <td>-3.37</td> <td>41.01</td> <td>34.46</td> <td>8.34</td> <td>33.18</td> </tr> </tbody> </table>	Limit	Margin	Read	Ant	Cable	Preamp	APos	TPos	Remark	Freq	Level	Line	(dB)	Level	Factor	Loss	Factor	MHz	dBuV/m	dBuV/m		dBuV	dB/m	dB	dB	1 5354.43	50.63	54.00	-3.37	41.01	34.46	8.34	33.18	Blank
Limit	Margin	Read	Ant	Cable	Preamp	APos	TPos	Remark																											
Freq	Level	Line	(dB)	Level	Factor	Loss	Factor																												
MHz	dBuV/m	dBuV/m		dBuV	dB/m	dB	dB																												
1 5354.43	50.63	54.00	-3.37	41.01	34.46	8.34	33.18																												



		27																																																										
Mode	Band Edge - L																																																											
	U-NII-2A_5.25-5.35_802.11ax HE80_CH58_Full_5290MHz																																																											
ANT	5+6																																																											
Pol.	Vertical	Fundamental																																																										
Peak	 <p>Level (dBuV/m) vs Frequency (MHz) plot for Vertical polarization. The plot shows a signal level rising from approximately 50 dBuV/m at 5000 MHz to about 90 dBuV/m at 5290 MHz. A red horizontal line indicates the limit at 70.0 dBuV/m. A peak is marked at 5116 MHz with a value of 1. The date is 2023-03-21.</p> <p>Site : 03CH03-SZ Condition: PART 15.407 3m ANT3117_0057 VERTICAL : RBW:1000kHz VBW:3000kHz Mode : 27 Setting : MCS0 Power setting 15 Plane : Y with accessories : 352134980042460/352134980042478</p> <table border="1"> <thead> <tr> <th>Limit</th> <th>Read</th> <th>Ant</th> <th>Cable Preamp</th> <th>Apos</th> <th>TPos</th> <th>Remark</th> </tr> <tr> <th>Freq</th> <th>Level</th> <th>Line</th> <th>Margin</th> <th>Level</th> <th>Factor</th> <th>Loss Factor</th> <th>cm</th> <th>deg</th> </tr> </thead> <tbody> <tr> <td>1</td> <td>5128.76</td> <td>52.92</td> <td>74.00</td> <td>-21.08</td> <td>43.28</td> <td>34.55</td> <td>7.90</td> <td>32.81</td> <td>310</td> <td>92</td> <td>PEAK</td> </tr> </tbody> </table>	Limit	Read	Ant	Cable Preamp	Apos	TPos	Remark	Freq	Level	Line	Margin	Level	Factor	Loss Factor	cm	deg	1	5128.76	52.92	74.00	-21.08	43.28	34.55	7.90	32.81	310	92	PEAK	 <p>Level (dBuV/m) vs Frequency (MHz) plot for Fundamental polarization. The plot shows a signal level rising from approximately 50 dBuV/m at 1000 MHz to about 90 dBuV/m at 5290 MHz. A red horizontal line indicates the limit at 70.0 dBuV/m. A peak is marked at 5116 MHz with a value of 1. The date is 2023-03-21.</p> <p>Site : 03CH03-SZ Condition: PART 15.407 3m ANT3117_0057 VERTICAL : RBW:1000kHz VBW:3000kHz Mode : 27 Setting : MCS0 Power setting 15 Plane : Y with accessories : 352134980042460/352134980042478</p> <table border="1"> <thead> <tr> <th>Limit</th> <th>Read</th> <th>Ant</th> <th>Cable Preamp</th> <th>Apos</th> <th>TPos</th> <th>Remark</th> </tr> <tr> <th>Freq</th> <th>Level</th> <th>Line</th> <th>Margin</th> <th>Level</th> <th>Factor</th> <th>Loss Factor</th> <th>cm</th> <th>deg</th> </tr> </thead> <tbody> <tr> <td>1</td> <td>5290.00</td> <td>102.73</td> <td>-----</td> <td>-----</td> <td>93.15</td> <td>34.48</td> <td>8.17</td> <td>33.07</td> <td>310</td> <td>92</td> <td>PEAK</td> </tr> </tbody> </table>	Limit	Read	Ant	Cable Preamp	Apos	TPos	Remark	Freq	Level	Line	Margin	Level	Factor	Loss Factor	cm	deg	1	5290.00	102.73	-----	-----	93.15	34.48	8.17	33.07	310	92	PEAK		
	Limit	Read	Ant	Cable Preamp	Apos	TPos	Remark																																																					
Freq	Level	Line	Margin	Level	Factor	Loss Factor	cm	deg																																																				
1	5128.76	52.92	74.00	-21.08	43.28	34.55	7.90	32.81	310	92	PEAK																																																	
Limit	Read	Ant	Cable Preamp	Apos	TPos	Remark																																																						
Freq	Level	Line	Margin	Level	Factor	Loss Factor	cm	deg																																																				
1	5290.00	102.73	-----	-----	93.15	34.48	8.17	33.07	310	92	PEAK																																																	
Avg	 <p>Level (dBuV/m) vs Frequency (MHz) plot for Vertical polarization, averaged. The plot shows a signal level rising from approximately 50 dBuV/m at 5000 MHz to about 90 dBuV/m at 5290 MHz. A red horizontal line indicates the limit at 70.0 dBuV/m. The date is 2023-03-21.</p> <p>Site : 03CH03-SZ Condition: PART 15.407 AVG 3m ANT3117_0057 VERTICAL : RBW:1000.000kHz VBW:0.010kHz Mode : 27 Setting : MCS0 Power setting 15 Plane : Y with accessories : 352134980042460/352134980042478</p> <table border="1"> <thead> <tr> <th>Limit</th> <th>Margin</th> <th>Read</th> <th>Ant</th> <th>Cable Preamp</th> <th>Apos</th> <th>TPos</th> <th>Remark</th> </tr> <tr> <th>Freq</th> <th>Level</th> <th>Line</th> <th>(dB)</th> <th>Level</th> <th>Factor</th> <th>Loss Factor</th> <th>cm</th> <th>deg</th> </tr> </thead> <tbody> <tr> <td>1</td> <td>5147.03</td> <td>41.49</td> <td>54.00</td> <td>-12.51</td> <td>31.67</td> <td>34.54</td> <td>7.92</td> <td>32.84</td> <td>310</td> <td>92</td> <td>AVERAGE</td> </tr> </tbody> </table>	Limit	Margin	Read	Ant	Cable Preamp	Apos	TPos	Remark	Freq	Level	Line	(dB)	Level	Factor	Loss Factor	cm	deg	1	5147.03	41.49	54.00	-12.51	31.67	34.54	7.92	32.84	310	92	AVERAGE	 <p>Level (dBuV/m) vs Frequency (MHz) plot for Fundamental polarization, averaged. The plot shows a signal level rising from approximately 50 dBuV/m at 1000 MHz to about 90 dBuV/m at 5290 MHz. A red horizontal line indicates the limit at 70.0 dBuV/m. The date is 2023-03-21.</p> <p>Site : 03CH03-SZ Condition: PART 15.407 AVG 3m ANT3117_0057 VERTICAL : RBW:1000.000kHz VBW:0.010kHz Mode : 27 Setting : MCS0 Power setting 15 Plane : Y with accessories : 352134980042460/352134980042478</p> <table border="1"> <thead> <tr> <th>Limit</th> <th>Margin</th> <th>Read</th> <th>Ant</th> <th>Cable Preamp</th> <th>Apos</th> <th>TPos</th> <th>Remark</th> </tr> <tr> <th>Freq</th> <th>Level</th> <th>Line</th> <th>(dB)</th> <th>Level</th> <th>Factor</th> <th>Loss Factor</th> <th>cm</th> <th>deg</th> </tr> </thead> <tbody> <tr> <td>1</td> <td>5290.00</td> <td>93.59</td> <td>-----</td> <td>-----</td> <td>84.01</td> <td>34.48</td> <td>8.17</td> <td>33.07</td> <td>310</td> <td>92</td> <td>AVERAGE</td> </tr> </tbody> </table>	Limit	Margin	Read	Ant	Cable Preamp	Apos	TPos	Remark	Freq	Level	Line	(dB)	Level	Factor	Loss Factor	cm	deg	1	5290.00	93.59	-----	-----	84.01	34.48	8.17	33.07	310	92	AVERAGE
Limit	Margin	Read	Ant	Cable Preamp	Apos	TPos	Remark																																																					
Freq	Level	Line	(dB)	Level	Factor	Loss Factor	cm	deg																																																				
1	5147.03	41.49	54.00	-12.51	31.67	34.54	7.92	32.84	310	92	AVERAGE																																																	
Limit	Margin	Read	Ant	Cable Preamp	Apos	TPos	Remark																																																					
Freq	Level	Line	(dB)	Level	Factor	Loss Factor	cm	deg																																																				
1	5290.00	93.59	-----	-----	84.01	34.48	8.17	33.07	310	92	AVERAGE																																																	

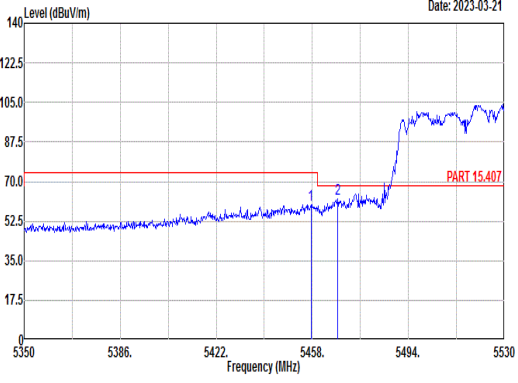
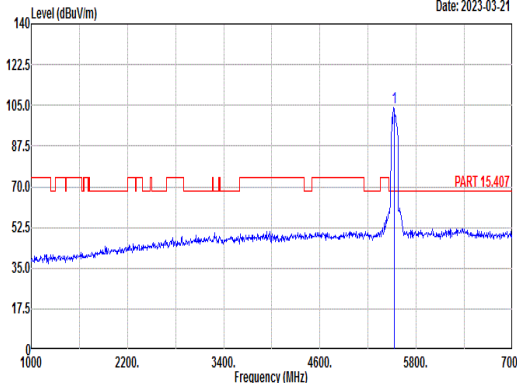
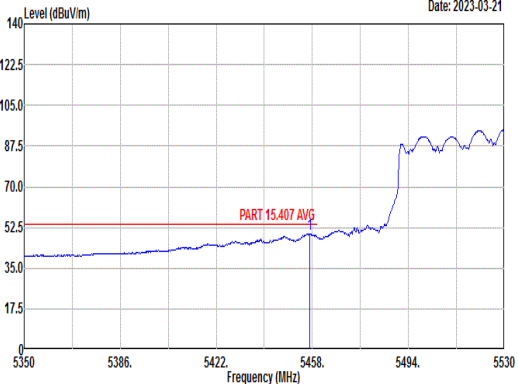
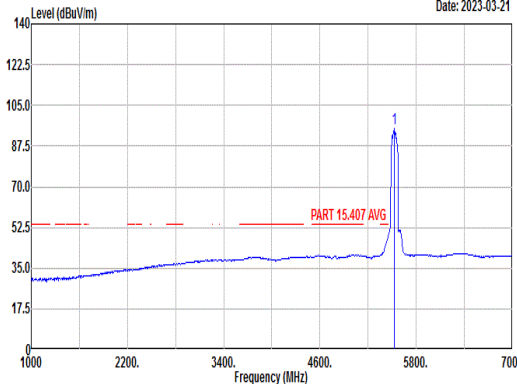


Mode	27																																										
	Band Edge - R																																										
	U-NII-2A_5.25-5.35_802.11ax HE80_CH58_Full_5290MHz																																										
ANT	5+6																																										
Pol.	Vertical	Fundamental																																									
Peak	<p>Date: 2023-03-21</p> <p>Site : 03CH03-SZ Condition: PART 15.407 3m ANT3117_0057 VERTICAL : RBW:1000kHz VBW:3000kHz Mode : 27 Setting : MCS0 Power setting 15 Plane : Y with accessories : 352134980042460/352134980042478</p> <table border="1"> <thead> <tr> <th>Limit</th> <th>Read</th> <th>Ant</th> <th>Cable</th> <th>Preamp</th> <th>APos</th> <th>TPos</th> <th>Remark</th> </tr> <tr> <th>Freq</th> <th>Level</th> <th>Line</th> <th>Margin</th> <th>Level</th> <th>Factor</th> <th>Loss</th> <th>Factor</th> </tr> <tr> <th>MHz</th> <th>dBuV/m</th> <th>dBuV/m</th> <th>dB</th> <th>dBuV</th> <th>dB/m</th> <th>dB</th> <th>dB</th> </tr> </thead> <tbody> <tr> <td>1 5350.52</td> <td>61.36</td> <td>74.00</td> <td>-12.64</td> <td>51.74</td> <td>34.46</td> <td>8.33</td> <td>33.17</td> </tr> <tr> <td></td> <td></td> <td></td> <td></td> <td></td> <td></td> <td>310</td> <td>92 PEAK</td> </tr> </tbody> </table>	Limit	Read	Ant	Cable	Preamp	APos	TPos	Remark	Freq	Level	Line	Margin	Level	Factor	Loss	Factor	MHz	dBuV/m	dBuV/m	dB	dBuV	dB/m	dB	dB	1 5350.52	61.36	74.00	-12.64	51.74	34.46	8.33	33.17							310	92 PEAK	Blank	
	Limit	Read	Ant	Cable	Preamp	APos	TPos	Remark																																			
Freq	Level	Line	Margin	Level	Factor	Loss	Factor																																				
MHz	dBuV/m	dBuV/m	dB	dBuV	dB/m	dB	dB																																				
1 5350.52	61.36	74.00	-12.64	51.74	34.46	8.33	33.17																																				
						310	92 PEAK																																				
Avg	<p>Date: 2023-03-21</p> <p>Site : 03CH03-SZ Condition: PART 15.407 AVG 3m ANT3117_0057 VERTICAL : RBW:1000.000kHz VBW:0.010kHz Mode : 27 Setting : MCS0 Power setting 15 Plane : Y with accessories : 352134980042460/352134980042478</p> <table border="1"> <thead> <tr> <th>Limit</th> <th>Margin</th> <th>Read</th> <th>Ant</th> <th>Cable</th> <th>Preamp</th> <th>APos</th> <th>TPos</th> <th>Remark</th> </tr> <tr> <th>Freq</th> <th>Level</th> <th>Line</th> <th>(dB)</th> <th>Level</th> <th>Factor</th> <th>Loss</th> <th>Factor</th> </tr> <tr> <th>MHz</th> <th>dBuV/m</th> <th>dBuV/m</th> <th></th> <th>dBuV</th> <th>dB/m</th> <th>dB</th> <th>dB</th> </tr> </thead> <tbody> <tr> <td>1 5358.34</td> <td>49.98</td> <td>54.00</td> <td>-4.02</td> <td>40.35</td> <td>34.46</td> <td>8.35</td> <td>33.18</td> </tr> <tr> <td></td> <td></td> <td></td> <td></td> <td></td> <td></td> <td>310</td> <td>92 AVERAGE</td> </tr> </tbody> </table>	Limit	Margin	Read	Ant	Cable	Preamp	APos	TPos	Remark	Freq	Level	Line	(dB)	Level	Factor	Loss	Factor	MHz	dBuV/m	dBuV/m		dBuV	dB/m	dB	dB	1 5358.34	49.98	54.00	-4.02	40.35	34.46	8.35	33.18							310	92 AVERAGE	Blank
Limit	Margin	Read	Ant	Cable	Preamp	APos	TPos	Remark																																			
Freq	Level	Line	(dB)	Level	Factor	Loss	Factor																																				
MHz	dBuV/m	dBuV/m		dBuV	dB/m	dB	dB																																				
1 5358.34	49.98	54.00	-4.02	40.35	34.46	8.35	33.18																																				
						310	92 AVERAGE																																				



Mode	27																																																																																																	
	Harmonic																																																																																																	
	U-NII-2A_5.25-5.35_802.11ax HE80_CH58_Full_5290MHz																																																																																																	
ANT	5+6																																																																																																	
Pol.	Horizontal	Vertical																																																																																																
Peak Avg	<p>Site : 03CH01-SZ Condition: PART 15.407 3m HF_ANT(3117)_22 HORIZONTAL Mode : 27 IMEI : 352134980043864/352134980043872 Plane : Y with Accessories : MCS0 Power setting 15</p> <table border="1"> <thead> <tr> <th>Limit</th> <th>Read</th> <th>Ant</th> <th>Cable</th> <th>Preamp</th> <th>APos</th> <th>TPos</th> <th>Remark</th> </tr> <tr> <th>Freq</th> <th>Level</th> <th>Line</th> <th>Margin</th> <th>Level</th> <th>Factor</th> <th>Loss</th> <th>Factor</th> </tr> <tr> <th>MHz</th> <th>dBuV/m</th> <th>dBuV/m</th> <th>dB</th> <th>dBuV</th> <th>dB/m</th> <th>dB</th> <th>dB</th> </tr> </thead> <tbody> <tr> <td>1</td> <td>10580.00</td> <td>49.48</td> <td>68.30</td> <td>-18.82</td> <td>46.51</td> <td>39.48</td> <td>14.29</td> <td>50.80</td> <td>---</td> <td>---</td> <td>Peak</td> </tr> <tr> <td>2</td> <td>15870.00</td> <td>47.62</td> <td>74.00</td> <td>-26.38</td> <td>40.19</td> <td>42.02</td> <td>17.11</td> <td>51.70</td> <td>---</td> <td>---</td> <td>Peak</td> </tr> </tbody> </table>	Limit	Read	Ant	Cable	Preamp	APos	TPos	Remark	Freq	Level	Line	Margin	Level	Factor	Loss	Factor	MHz	dBuV/m	dBuV/m	dB	dBuV	dB/m	dB	dB	1	10580.00	49.48	68.30	-18.82	46.51	39.48	14.29	50.80	---	---	Peak	2	15870.00	47.62	74.00	-26.38	40.19	42.02	17.11	51.70	---	---	Peak	<p>Site : 03CH01-SZ Condition: PART 15.407 3m HF_ANT(3117)_22 VERTICAL Mode : 27 IMEI : 352134980043864/352134980043872 Plane : Y with Accessories : MCS0 Power setting 15</p> <table border="1"> <thead> <tr> <th>Limit</th> <th>Read</th> <th>Ant</th> <th>Cable</th> <th>Preamp</th> <th>APos</th> <th>TPos</th> <th>Remark</th> </tr> <tr> <th>Freq</th> <th>Level</th> <th>Line</th> <th>Margin</th> <th>Level</th> <th>Factor</th> <th>Loss</th> <th>Factor</th> </tr> <tr> <th>MHz</th> <th>dBuV/m</th> <th>dBuV/m</th> <th>dB</th> <th>dBuV</th> <th>dB/m</th> <th>dB</th> <th>dB</th> </tr> </thead> <tbody> <tr> <td>1</td> <td>10580.00</td> <td>48.38</td> <td>68.30</td> <td>-19.92</td> <td>45.41</td> <td>39.48</td> <td>14.29</td> <td>50.80</td> <td>---</td> <td>---</td> <td>Peak</td> </tr> <tr> <td>2</td> <td>15870.00</td> <td>47.50</td> <td>74.00</td> <td>-26.50</td> <td>40.07</td> <td>42.02</td> <td>17.11</td> <td>51.70</td> <td>---</td> <td>---</td> <td>Peak</td> </tr> </tbody> </table>	Limit	Read	Ant	Cable	Preamp	APos	TPos	Remark	Freq	Level	Line	Margin	Level	Factor	Loss	Factor	MHz	dBuV/m	dBuV/m	dB	dBuV	dB/m	dB	dB	1	10580.00	48.38	68.30	-19.92	45.41	39.48	14.29	50.80	---	---	Peak	2	15870.00	47.50	74.00	-26.50	40.07	42.02	17.11	51.70	---	---	Peak
Limit	Read	Ant	Cable	Preamp	APos	TPos	Remark																																																																																											
Freq	Level	Line	Margin	Level	Factor	Loss	Factor																																																																																											
MHz	dBuV/m	dBuV/m	dB	dBuV	dB/m	dB	dB																																																																																											
1	10580.00	49.48	68.30	-18.82	46.51	39.48	14.29	50.80	---	---	Peak																																																																																							
2	15870.00	47.62	74.00	-26.38	40.19	42.02	17.11	51.70	---	---	Peak																																																																																							
Limit	Read	Ant	Cable	Preamp	APos	TPos	Remark																																																																																											
Freq	Level	Line	Margin	Level	Factor	Loss	Factor																																																																																											
MHz	dBuV/m	dBuV/m	dB	dBuV	dB/m	dB	dB																																																																																											
1	10580.00	48.38	68.30	-19.92	45.41	39.48	14.29	50.80	---	---	Peak																																																																																							
2	15870.00	47.50	74.00	-26.50	40.07	42.02	17.11	51.70	---	---	Peak																																																																																							

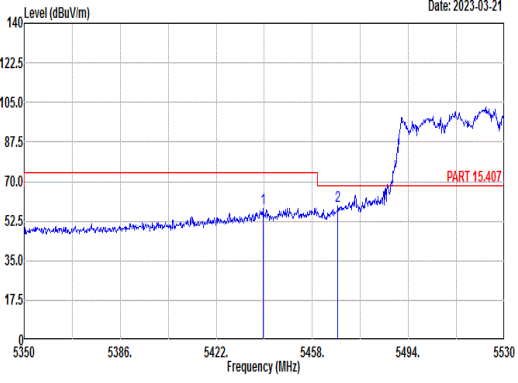
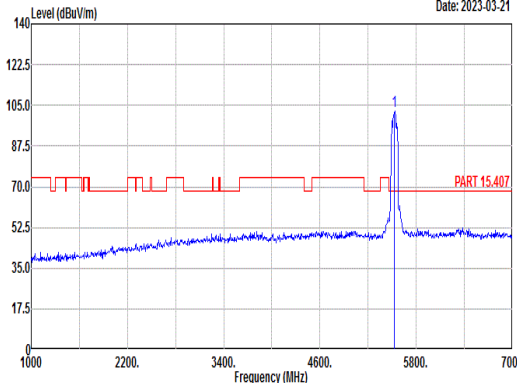
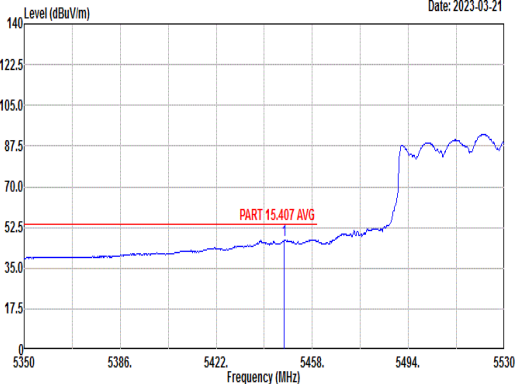
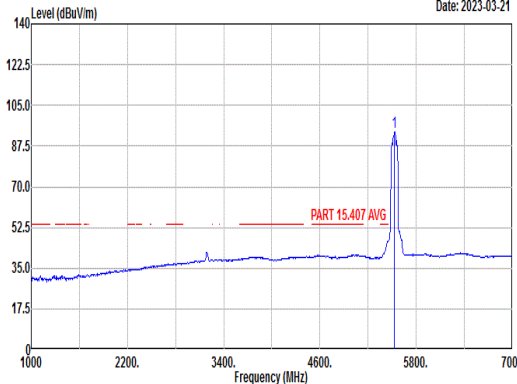


Mode	28																																																																
	Band Edge - L																																																																
	U-NII-2C_5.47-5.725_802.11ax HE80_CH106_Full_5530MHz																																																																
ANT	5+6																																																																
Pol.	Horizontal	Fundamental																																																															
Peak	 <p>Level (dBuV/m) vs Frequency (MHz) for Horizontal. Date: 2023-03-21. A red line indicates the limit at 70.0 dBuV/m. A peak is observed at 5457.46 MHz.</p> <p>Site : 03CH03-SZ Condition: PART 15.407 3m ANT3117_0057 HORIZONTAL : RBW:1000kHz VBW:3000kHz Mode : 28 Setting : MCS0 Power setting 15.5 Plane : Y with accessories : 352134980042460/352134980042478</p> <table border="1"> <thead> <tr> <th>Limit</th> <th>Read</th> <th>Ant</th> <th>Cable Preamp</th> <th>Apos</th> <th>TPos</th> <th>Remark</th> </tr> <tr> <th>Freq Level Line Margin</th> <th>Level Factor</th> <th>Loss Factor</th> <th>Loss Factor</th> <th></th> <th></th> <th></th> </tr> <tr> <th>MHz dBuV/m dBuV/m</th> <th>dB</th> <th>dBuV</th> <th>dB/m</th> <th>dB</th> <th>dB</th> <th>cm deg</th> </tr> </thead> <tbody> <tr> <td>1 5457.46 59.87 74.00 -14.13</td> <td>50.38</td> <td>34.42</td> <td>8.41</td> <td>33.34</td> <td>100</td> <td>142 PEAK</td> </tr> <tr> <td>2 5467.54 62.31 68.30 -5.99</td> <td>52.86</td> <td>34.41</td> <td>8.40</td> <td>33.36</td> <td>100</td> <td>142 PEAK</td> </tr> </tbody> </table>	Limit	Read	Ant	Cable Preamp	Apos	TPos	Remark	Freq Level Line Margin	Level Factor	Loss Factor	Loss Factor				MHz dBuV/m dBuV/m	dB	dBuV	dB/m	dB	dB	cm deg	1 5457.46 59.87 74.00 -14.13	50.38	34.42	8.41	33.34	100	142 PEAK	2 5467.54 62.31 68.30 -5.99	52.86	34.41	8.40	33.36	100	142 PEAK	 <p>Level (dBuV/m) vs Frequency (MHz) for Fundamental. Date: 2023-03-21. A red line indicates the limit at 70.0 dBuV/m. A sharp peak is observed at 5530.00 MHz.</p> <p>Site : 03CH03-SZ Condition: PART 15.407 3m ANT3117_0057 HORIZONTAL : RBW:1000kHz VBW:3000kHz Mode : 28 Setting : MCS0 Power setting 15.5 Plane : Y with accessories : 352134980042460/352134980042478</p> <table border="1"> <thead> <tr> <th>Limit</th> <th>Read</th> <th>Ant</th> <th>Cable Preamp</th> <th>Apos</th> <th>TPos</th> <th>Remark</th> </tr> <tr> <th>Freq Level Line Margin</th> <th>Level Factor</th> <th>Loss Factor</th> <th>Loss Factor</th> <th></th> <th></th> <th></th> </tr> <tr> <th>MHz dBuV/m dBuV/m</th> <th>dB</th> <th>dBuV</th> <th>dB/m</th> <th>dB</th> <th>dB</th> <th>cm deg</th> </tr> </thead> <tbody> <tr> <td>1 5530.00 104.30</td> <td>94.93</td> <td>34.44</td> <td>8.33</td> <td>33.40</td> <td>100</td> <td>142 PEAK</td> </tr> </tbody> </table>	Limit	Read	Ant	Cable Preamp	Apos	TPos	Remark	Freq Level Line Margin	Level Factor	Loss Factor	Loss Factor				MHz dBuV/m dBuV/m	dB	dBuV	dB/m	dB	dB	cm deg	1 5530.00 104.30	94.93	34.44	8.33	33.40	100	142 PEAK
	Limit	Read	Ant	Cable Preamp	Apos	TPos	Remark																																																										
Freq Level Line Margin	Level Factor	Loss Factor	Loss Factor																																																														
MHz dBuV/m dBuV/m	dB	dBuV	dB/m	dB	dB	cm deg																																																											
1 5457.46 59.87 74.00 -14.13	50.38	34.42	8.41	33.34	100	142 PEAK																																																											
2 5467.54 62.31 68.30 -5.99	52.86	34.41	8.40	33.36	100	142 PEAK																																																											
Limit	Read	Ant	Cable Preamp	Apos	TPos	Remark																																																											
Freq Level Line Margin	Level Factor	Loss Factor	Loss Factor																																																														
MHz dBuV/m dBuV/m	dB	dBuV	dB/m	dB	dB	cm deg																																																											
1 5530.00 104.30	94.93	34.44	8.33	33.40	100	142 PEAK																																																											
Avg	 <p>Level (dBuV/m) vs Frequency (MHz) for Horizontal Average. Date: 2023-03-21. A red line indicates the limit at 52.5 dBuV/m. A peak is observed at 5456.92 MHz.</p> <p>Site : 03CH03-SZ Condition: PART 15.407 AVG 3m ANT3117_0057 HORIZONTAL : RBW:1000.000kHz VBW:0.010kHz Mode : 28 Setting : MCS0 Power setting 15.5 Plane : Y with accessories : 352134980042460/352134980042478</p> <table border="1"> <thead> <tr> <th>Limit</th> <th>Read</th> <th>Ant</th> <th>Cable Preamp</th> <th>Apos</th> <th>TPos</th> <th>Remark</th> </tr> <tr> <th>Freq Level Line</th> <th>Margin</th> <th>Level Factor</th> <th>Loss Factor</th> <th></th> <th></th> <th></th> </tr> <tr> <th>MHz dBuV/m dBuV/m</th> <th>(dB)</th> <th>dBuV</th> <th>dB/m</th> <th>dB</th> <th>dB</th> <th>cm deg</th> </tr> </thead> <tbody> <tr> <td>1 5456.92 49.69 54.00 -4.31</td> <td>40.20</td> <td>34.42</td> <td>8.41</td> <td>33.34</td> <td>100</td> <td>142 AVERAGE</td> </tr> </tbody> </table>	Limit	Read	Ant	Cable Preamp	Apos	TPos	Remark	Freq Level Line	Margin	Level Factor	Loss Factor				MHz dBuV/m dBuV/m	(dB)	dBuV	dB/m	dB	dB	cm deg	1 5456.92 49.69 54.00 -4.31	40.20	34.42	8.41	33.34	100	142 AVERAGE	 <p>Level (dBuV/m) vs Frequency (MHz) for Fundamental Average. Date: 2023-03-21. A red line indicates the limit at 52.5 dBuV/m. A sharp peak is observed at 5530.00 MHz.</p> <p>Site : 03CH03-SZ Condition: PART 15.407 AVG 3m ANT3117_0057 HORIZONTAL : RBW:1000.000kHz VBW:0.010kHz Mode : 28 Setting : MCS0 Power setting 15.5 Plane : Y with accessories : 352134980042460/352134980042478</p> <table border="1"> <thead> <tr> <th>Limit</th> <th>Read</th> <th>Ant</th> <th>Cable Preamp</th> <th>Apos</th> <th>TPos</th> <th>Remark</th> </tr> <tr> <th>Freq Level Line</th> <th>Margin</th> <th>Level Factor</th> <th>Loss Factor</th> <th></th> <th></th> <th></th> </tr> <tr> <th>MHz dBuV/m dBuV/m</th> <th>(dB)</th> <th>dBuV</th> <th>dB/m</th> <th>dB</th> <th>dB</th> <th>cm deg</th> </tr> </thead> <tbody> <tr> <td>1 5530.00 95.09</td> <td>85.69</td> <td>34.47</td> <td>8.32</td> <td>33.39</td> <td>100</td> <td>142 AVERAGE</td> </tr> </tbody> </table>	Limit	Read	Ant	Cable Preamp	Apos	TPos	Remark	Freq Level Line	Margin	Level Factor	Loss Factor				MHz dBuV/m dBuV/m	(dB)	dBuV	dB/m	dB	dB	cm deg	1 5530.00 95.09	85.69	34.47	8.32	33.39	100	142 AVERAGE							
Limit	Read	Ant	Cable Preamp	Apos	TPos	Remark																																																											
Freq Level Line	Margin	Level Factor	Loss Factor																																																														
MHz dBuV/m dBuV/m	(dB)	dBuV	dB/m	dB	dB	cm deg																																																											
1 5456.92 49.69 54.00 -4.31	40.20	34.42	8.41	33.34	100	142 AVERAGE																																																											
Limit	Read	Ant	Cable Preamp	Apos	TPos	Remark																																																											
Freq Level Line	Margin	Level Factor	Loss Factor																																																														
MHz dBuV/m dBuV/m	(dB)	dBuV	dB/m	dB	dB	cm deg																																																											
1 5530.00 95.09	85.69	34.47	8.32	33.39	100	142 AVERAGE																																																											



Mode	28																																													
	Band Edge - R																																													
	U-NII-2C_5.47-5.725_802.11ax HE80_CH106_Full_5530MHz																																													
ANT	5+6																																													
Pol.	Horizontal	Fundamental																																												
Peak	<p>Level (dBuV/m) vs Frequency (MHz) plot. The y-axis ranges from 0 to 140 dBuV/m, and the x-axis ranges from 5530 to 5765 MHz. A red horizontal line indicates a limit at 70.0 dBuV/m. The signal level starts at approximately 100 dBuV/m at 5530 MHz and drops to about 50 dBuV/m by 5624 MHz. A peak is observed at 5731.63 MHz with a level of 51.48 dBuV/m. A red label 'PART 15.407' is present on the plot.</p> <p>Site : 03CH03-SZ Condition: PART 15.407 3m ANT3117_0057 HORIZONTAL : RBW:1000kHz VBW:3000kHz Mode : 28 Setting : MCS0 Power setting 15.5 Plane : Y with accessories : 352134980042460/352134980042478</p> <table border="1"> <thead> <tr> <th>Limit</th> <th>Read</th> <th>Ant</th> <th>Cable</th> <th>Preamp</th> <th>APos</th> <th>TPos</th> <th>Remark</th> </tr> <tr> <th>Freq</th> <th>Level</th> <th>Line</th> <th>Margin</th> <th>Level</th> <th>Factor</th> <th>Loss</th> <th>Factor</th> </tr> <tr> <th>MHz</th> <th>dBuV/m</th> <th>dBuV/m</th> <th>dB</th> <th>dBuV</th> <th>dB/m</th> <th>dB</th> <th>dB</th> </tr> <tr> <th></th> <th></th> <th></th> <th></th> <th>cm</th> <th>deg</th> <th></th> <th></th> </tr> </thead> <tbody> <tr> <td>1</td> <td>5731.63</td> <td>51.48</td> <td>68.30</td> <td>-16.82</td> <td>41.22</td> <td>34.91</td> <td>8.70</td> <td>33.35</td> <td>100</td> <td>142</td> <td>PEAK</td> </tr> </tbody> </table>	Limit	Read	Ant	Cable	Preamp	APos	TPos	Remark	Freq	Level	Line	Margin	Level	Factor	Loss	Factor	MHz	dBuV/m	dBuV/m	dB	dBuV	dB/m	dB	dB					cm	deg			1	5731.63	51.48	68.30	-16.82	41.22	34.91	8.70	33.35	100	142	PEAK	Blank
Limit	Read	Ant	Cable	Preamp	APos	TPos	Remark																																							
Freq	Level	Line	Margin	Level	Factor	Loss	Factor																																							
MHz	dBuV/m	dBuV/m	dB	dBuV	dB/m	dB	dB																																							
				cm	deg																																									
1	5731.63	51.48	68.30	-16.82	41.22	34.91	8.70	33.35	100	142	PEAK																																			



		28																																																															
Mode	Band Edge - L																																																																
	U-NII-2C_5.47-5.725_802.11ax HE80_CH106_Full_5530MHz																																																																
ANT	5+6																																																																
Pol.	Vertical	Fundamental																																																															
Peak	 <p>Date: 2023-03-21</p> <p>Site : 03CH03-SZ Condition: PART 15.407 3m ANT3117_0057 VERTICAL : RBW:1000kHz VBW:3000kHz Mode : 28 Setting : MCS0 Power setting 15.5 Plane : Y with accessories : 352134980042460/352134980042478</p> <table border="1"> <thead> <tr> <th>Limit</th> <th>Read</th> <th>Ant</th> <th>Cable Preamp</th> <th>Apos</th> <th>TPos</th> <th>Remark</th> </tr> <tr> <th>Freq Level Line Margin</th> <th>Level Factor</th> <th>Loss Factor</th> <th>Loss Factor</th> <th>cm</th> <th>deg</th> <th></th> </tr> <tr> <th>MHz dBuV/m dB</th> <th>dB</th> <th>dB</th> <th>dB</th> <th>cm</th> <th>deg</th> <th></th> </tr> </thead> <tbody> <tr> <td>1 5439.46 58.19 74.00 -15.81</td> <td>48.64</td> <td>34.42</td> <td>8.44</td> <td>33.31</td> <td>191</td> <td>251 PEAK</td> </tr> <tr> <td>2 5467.54 59.04 68.30 -9.26</td> <td>49.59</td> <td>34.41</td> <td>8.40</td> <td>33.36</td> <td>191</td> <td>251 PEAK</td> </tr> </tbody> </table>	Limit	Read	Ant	Cable Preamp	Apos	TPos	Remark	Freq Level Line Margin	Level Factor	Loss Factor	Loss Factor	cm	deg		MHz dBuV/m dB	dB	dB	dB	cm	deg		1 5439.46 58.19 74.00 -15.81	48.64	34.42	8.44	33.31	191	251 PEAK	2 5467.54 59.04 68.30 -9.26	49.59	34.41	8.40	33.36	191	251 PEAK	 <p>Date: 2023-03-21</p> <p>Site : 03CH03-SZ Condition: PART 15.407 3m ANT3117_0057 VERTICAL : RBW:1000kHz VBW:3000kHz Mode : 28 Setting : MCS0 Power setting 15.5 Plane : Y with accessories : 352134980042460/352134980042478</p> <table border="1"> <thead> <tr> <th>Limit</th> <th>Read</th> <th>Ant</th> <th>Cable Preamp</th> <th>Apos</th> <th>TPos</th> <th>Remark</th> </tr> <tr> <th>Freq Level Line Margin</th> <th>Level Factor</th> <th>Loss Factor</th> <th>Loss Factor</th> <th>cm</th> <th>deg</th> <th></th> </tr> <tr> <th>MHz dBuV/m dB</th> <th>dB</th> <th>dB</th> <th>dB</th> <th>cm</th> <th>deg</th> <th></th> </tr> </thead> <tbody> <tr> <td>1 5530.00 102.37</td> <td>92.97</td> <td>34.48</td> <td>8.31</td> <td>33.39</td> <td>191</td> <td>251 PEAK</td> </tr> </tbody> </table>	Limit	Read	Ant	Cable Preamp	Apos	TPos	Remark	Freq Level Line Margin	Level Factor	Loss Factor	Loss Factor	cm	deg		MHz dBuV/m dB	dB	dB	dB	cm	deg		1 5530.00 102.37	92.97	34.48	8.31	33.39	191	251 PEAK
	Limit	Read	Ant	Cable Preamp	Apos	TPos	Remark																																																										
Freq Level Line Margin	Level Factor	Loss Factor	Loss Factor	cm	deg																																																												
MHz dBuV/m dB	dB	dB	dB	cm	deg																																																												
1 5439.46 58.19 74.00 -15.81	48.64	34.42	8.44	33.31	191	251 PEAK																																																											
2 5467.54 59.04 68.30 -9.26	49.59	34.41	8.40	33.36	191	251 PEAK																																																											
Limit	Read	Ant	Cable Preamp	Apos	TPos	Remark																																																											
Freq Level Line Margin	Level Factor	Loss Factor	Loss Factor	cm	deg																																																												
MHz dBuV/m dB	dB	dB	dB	cm	deg																																																												
1 5530.00 102.37	92.97	34.48	8.31	33.39	191	251 PEAK																																																											
Avg	 <p>Date: 2023-03-21</p> <p>Site : 03CH03-SZ Condition: PART 15.407 AVG 3m ANT3117_0057 VERTICAL : RBW:1000.000kHz VBW:0.010kHz Mode : 28 Setting : MCS0 Power setting 15.5 Plane : Y with accessories : 352134980042460/352134980042478</p> <table border="1"> <thead> <tr> <th>Limit</th> <th>Read</th> <th>Ant</th> <th>Cable Preamp</th> <th>Apos</th> <th>TPos</th> <th>Remark</th> </tr> <tr> <th>Freq Level Line</th> <th>Level Factor</th> <th>Loss Factor</th> <th>Loss Factor</th> <th>cm</th> <th>deg</th> <th></th> </tr> <tr> <th>MHz dBuV/m dB</th> <th>dB</th> <th>dB</th> <th>dB</th> <th>cm</th> <th>deg</th> <th></th> </tr> </thead> <tbody> <tr> <td>1 5447.56 47.25 54.00 -6.75</td> <td>37.73</td> <td>34.42</td> <td>8.43</td> <td>33.33</td> <td>191</td> <td>251 AVERAGE</td> </tr> </tbody> </table>	Limit	Read	Ant	Cable Preamp	Apos	TPos	Remark	Freq Level Line	Level Factor	Loss Factor	Loss Factor	cm	deg		MHz dBuV/m dB	dB	dB	dB	cm	deg		1 5447.56 47.25 54.00 -6.75	37.73	34.42	8.43	33.33	191	251 AVERAGE	 <p>Date: 2023-03-21</p> <p>Site : 03CH03-SZ Condition: PART 15.407 AVG 3m ANT3117_0057 VERTICAL : RBW:1000.000kHz VBW:0.010kHz Mode : 28 Setting : MCS0 Power setting 15.5 Plane : Y with accessories : 352134980042460/352134980042478</p> <table border="1"> <thead> <tr> <th>Limit</th> <th>Read</th> <th>Ant</th> <th>Cable Preamp</th> <th>Apos</th> <th>TPos</th> <th>Remark</th> </tr> <tr> <th>Freq Level Line</th> <th>Level Factor</th> <th>Loss Factor</th> <th>Loss Factor</th> <th>cm</th> <th>deg</th> <th></th> </tr> <tr> <th>MHz dBuV/m dB</th> <th>dB</th> <th>dB</th> <th>dB</th> <th>cm</th> <th>deg</th> <th></th> </tr> </thead> <tbody> <tr> <td>1 5530.00 93.56</td> <td>84.16</td> <td>34.47</td> <td>8.32</td> <td>33.39</td> <td>191</td> <td>251 AVERAGE</td> </tr> </tbody> </table>	Limit	Read	Ant	Cable Preamp	Apos	TPos	Remark	Freq Level Line	Level Factor	Loss Factor	Loss Factor	cm	deg		MHz dBuV/m dB	dB	dB	dB	cm	deg		1 5530.00 93.56	84.16	34.47	8.32	33.39	191	251 AVERAGE							
Limit	Read	Ant	Cable Preamp	Apos	TPos	Remark																																																											
Freq Level Line	Level Factor	Loss Factor	Loss Factor	cm	deg																																																												
MHz dBuV/m dB	dB	dB	dB	cm	deg																																																												
1 5447.56 47.25 54.00 -6.75	37.73	34.42	8.43	33.33	191	251 AVERAGE																																																											
Limit	Read	Ant	Cable Preamp	Apos	TPos	Remark																																																											
Freq Level Line	Level Factor	Loss Factor	Loss Factor	cm	deg																																																												
MHz dBuV/m dB	dB	dB	dB	cm	deg																																																												
1 5530.00 93.56	84.16	34.47	8.32	33.39	191	251 AVERAGE																																																											

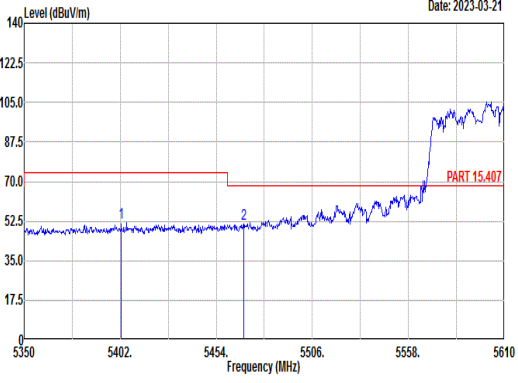
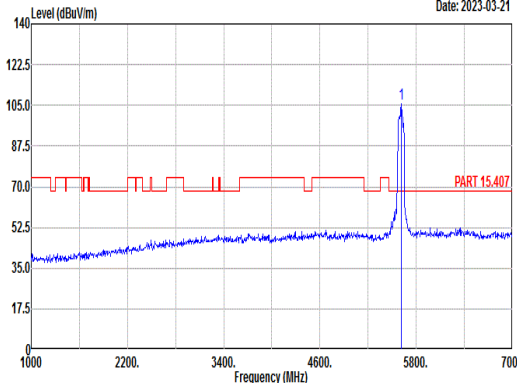
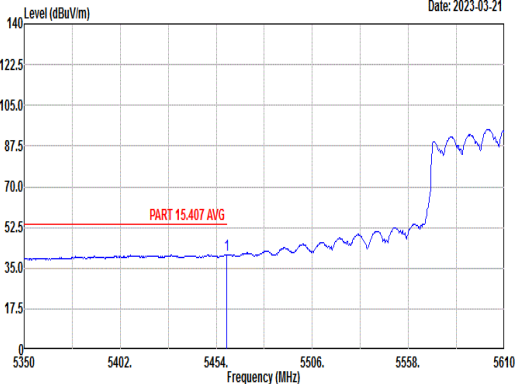
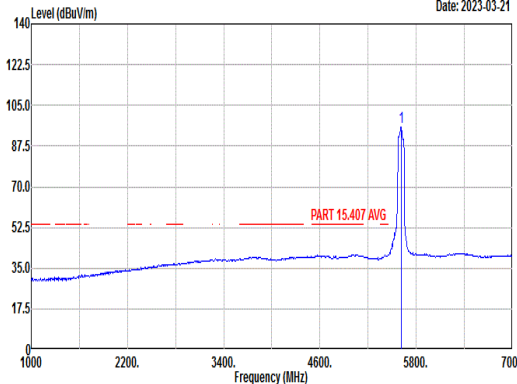


Mode	28																																									
	Band Edge - R																																									
	U-NII-2C_5.47-5.725_802.11ax HE80_CH106_Full_5530MHz																																									
ANT	5+6																																									
Pol.	Vertical	Fundamental																																								
Peak	<p>Level (dBuV/m) vs Frequency (MHz) plot. The y-axis ranges from 0 to 140 dBuV/m, and the x-axis ranges from 5530 to 5765 MHz. A blue line shows the signal level, which starts around 100 dBuV/m at 5530 MHz and drops to about 50 dBuV/m by 5700 MHz. A sharp peak is visible at 5744.32 MHz. A red horizontal line is drawn at 70.0 dBuV/m, labeled 'PART 15.407'.</p> <p>Site : 03CH03-SZ Condition: PART 15.407 3m ANT3117_0057 VERTICAL : RBW:1000kHz VBW:3000kHz Mode : 28 Setting : MCS0 Power setting 15.5 Plane : Y with accessories : 352134980042460/352134980042478</p> <table border="1"> <thead> <tr> <th>Limit</th> <th>Read</th> <th>Ant</th> <th>Cable</th> <th>Preamp</th> <th>APos</th> <th>TPos</th> <th>Remark</th> </tr> <tr> <th>Freq</th> <th>Level</th> <th>Line</th> <th>Margin</th> <th>Level</th> <th>Factor</th> <th>Loss</th> <th>Factor</th> </tr> <tr> <th>MHz</th> <th>dBuV/m</th> <th>dBuV/m</th> <th>dB</th> <th>dBuV</th> <th>dB/m</th> <th>dB</th> <th>dB</th> </tr> </thead> <tbody> <tr> <td>1 5744.32</td> <td>51.60</td> <td>68.30</td> <td>-16.70</td> <td>41.26</td> <td>34.94</td> <td>8.75</td> <td>33.35</td> </tr> <tr> <td></td> <td></td> <td></td> <td></td> <td></td> <td></td> <td>191</td> <td>251 PEAK</td> </tr> </tbody> </table>	Limit	Read	Ant	Cable	Preamp	APos	TPos	Remark	Freq	Level	Line	Margin	Level	Factor	Loss	Factor	MHz	dBuV/m	dBuV/m	dB	dBuV	dB/m	dB	dB	1 5744.32	51.60	68.30	-16.70	41.26	34.94	8.75	33.35							191	251 PEAK	Blank
Limit	Read	Ant	Cable	Preamp	APos	TPos	Remark																																			
Freq	Level	Line	Margin	Level	Factor	Loss	Factor																																			
MHz	dBuV/m	dBuV/m	dB	dBuV	dB/m	dB	dB																																			
1 5744.32	51.60	68.30	-16.70	41.26	34.94	8.75	33.35																																			
						191	251 PEAK																																			



Mode	28																																																																																																					
	Harmonic																																																																																																					
	U-NII-2C_5.47-5.725_802.11ax HE80_CH106_Full_5530MHz																																																																																																					
ANT	5+6																																																																																																					
Pol.	Horizontal	Vertical																																																																																																				
Peak Avg	<p>Site : 03CH01-SZ Condition: PART 15.407 3m HF_ANT(3117)_22 HORIZONTAL Mode : 28 IMEI : 352134980043864/352134980043872 Plane : Y with Accessories : MCS0 Power setting 15.5</p> <table border="1"> <thead> <tr> <th>Limit</th> <th>Read</th> <th>Ant</th> <th>Cable</th> <th>Preamp</th> <th>Apos</th> <th>Tpos</th> <th>Remark</th> </tr> <tr> <th>Freq</th> <th>Level</th> <th>Line</th> <th>Margin</th> <th>Level</th> <th>Factor</th> <th>Loss</th> <th>Factor</th> </tr> <tr> <th>MHz</th> <th>dBuV/m</th> <th>dBuV/m</th> <th>dB</th> <th>dBuV</th> <th>dB/m</th> <th>dB</th> <th>dB</th> <th>cm</th> <th>deg</th> </tr> </thead> <tbody> <tr> <td>1</td> <td>11060.00</td> <td>47.44</td> <td>74.00</td> <td>-26.56</td> <td>44.20</td> <td>39.45</td> <td>14.58</td> <td>50.79</td> <td>---</td> <td>---</td> <td>Peak</td> </tr> <tr> <td>2</td> <td>16590.00</td> <td>49.18</td> <td>68.30</td> <td>-19.12</td> <td>41.15</td> <td>42.42</td> <td>17.39</td> <td>51.78</td> <td>---</td> <td>---</td> <td>Peak</td> </tr> </tbody> </table>	Limit	Read	Ant	Cable	Preamp	Apos	Tpos	Remark	Freq	Level	Line	Margin	Level	Factor	Loss	Factor	MHz	dBuV/m	dBuV/m	dB	dBuV	dB/m	dB	dB	cm	deg	1	11060.00	47.44	74.00	-26.56	44.20	39.45	14.58	50.79	---	---	Peak	2	16590.00	49.18	68.30	-19.12	41.15	42.42	17.39	51.78	---	---	Peak	<p>Site : 03CH01-SZ Condition: PART 15.407 3m HF_ANT(3117)_22 VERTICAL Mode : 28 IMEI : 352134980043864/352134980043872 Plane : Y with Accessories : MCS0 Power setting 15.5</p> <table border="1"> <thead> <tr> <th>Limit</th> <th>Read</th> <th>Ant</th> <th>Cable</th> <th>Preamp</th> <th>Apos</th> <th>Tpos</th> <th>Remark</th> </tr> <tr> <th>Freq</th> <th>Level</th> <th>Line</th> <th>Margin</th> <th>Level</th> <th>Factor</th> <th>Loss</th> <th>Factor</th> </tr> <tr> <th>MHz</th> <th>dBuV/m</th> <th>dBuV/m</th> <th>dB</th> <th>dBuV</th> <th>dB/m</th> <th>dB</th> <th>dB</th> <th>cm</th> <th>deg</th> </tr> </thead> <tbody> <tr> <td>1</td> <td>11060.00</td> <td>47.95</td> <td>74.00</td> <td>-26.05</td> <td>44.71</td> <td>39.45</td> <td>14.58</td> <td>50.79</td> <td>---</td> <td>---</td> <td>Peak</td> </tr> <tr> <td>2</td> <td>16590.00</td> <td>51.14</td> <td>68.30</td> <td>-17.16</td> <td>43.11</td> <td>42.42</td> <td>17.39</td> <td>51.78</td> <td>---</td> <td>---</td> <td>Peak</td> </tr> </tbody> </table>	Limit	Read	Ant	Cable	Preamp	Apos	Tpos	Remark	Freq	Level	Line	Margin	Level	Factor	Loss	Factor	MHz	dBuV/m	dBuV/m	dB	dBuV	dB/m	dB	dB	cm	deg	1	11060.00	47.95	74.00	-26.05	44.71	39.45	14.58	50.79	---	---	Peak	2	16590.00	51.14	68.30	-17.16	43.11	42.42	17.39	51.78	---	---	Peak
	Limit	Read	Ant	Cable	Preamp	Apos	Tpos	Remark																																																																																														
Freq	Level	Line	Margin	Level	Factor	Loss	Factor																																																																																															
MHz	dBuV/m	dBuV/m	dB	dBuV	dB/m	dB	dB	cm	deg																																																																																													
1	11060.00	47.44	74.00	-26.56	44.20	39.45	14.58	50.79	---	---	Peak																																																																																											
2	16590.00	49.18	68.30	-19.12	41.15	42.42	17.39	51.78	---	---	Peak																																																																																											
Limit	Read	Ant	Cable	Preamp	Apos	Tpos	Remark																																																																																															
Freq	Level	Line	Margin	Level	Factor	Loss	Factor																																																																																															
MHz	dBuV/m	dBuV/m	dB	dBuV	dB/m	dB	dB	cm	deg																																																																																													
1	11060.00	47.95	74.00	-26.05	44.71	39.45	14.58	50.79	---	---	Peak																																																																																											
2	16590.00	51.14	68.30	-17.16	43.11	42.42	17.39	51.78	---	---	Peak																																																																																											

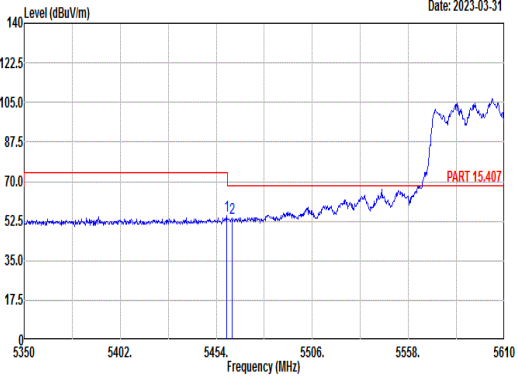
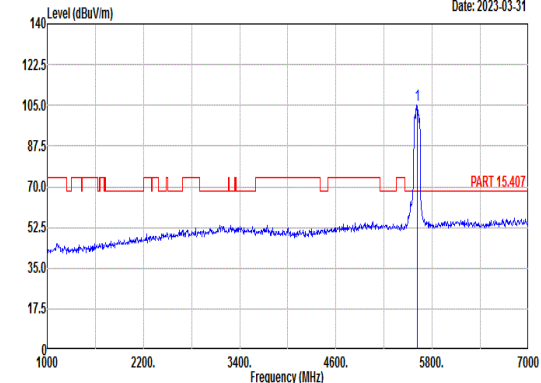
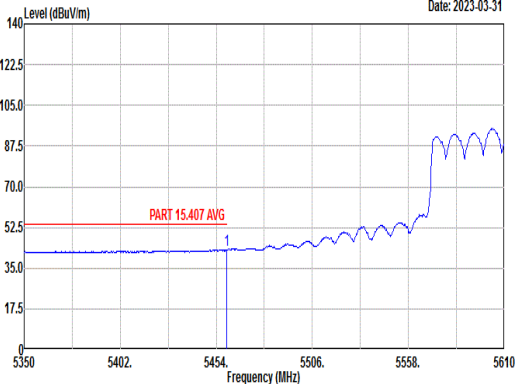
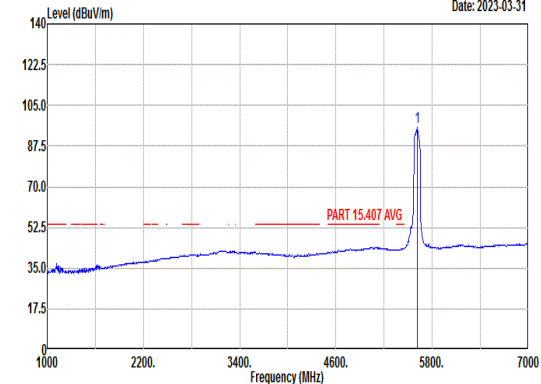


Mode	29																																																																																											
	Band Edge - L																																																																																											
	U-NII-2C_5.47-5.725_802.11ax HE80_CH122_Full_5610MHz																																																																																											
ANT	5+6																																																																																											
Pol.	Horizontal	Fundamental																																																																																										
Peak	 <p>Level (dBuV/m) vs Frequency (MHz) plot for Horizontal polarization. The plot shows a blue signal line and a red limit line. A peak is labeled 'PART 15.407' at approximately 5610 MHz. The y-axis ranges from 0 to 140 dBuV/m, and the x-axis ranges from 5350 to 5610 MHz.</p> <p>Site : 03CH03-SZ Condition: PART 15.407 3m ANT3117_0057 HORIZONTAL : RBW:1000.000kHz VBW:3000.000kHz Mode : 29 Setting : MCS0 Power setting 15.5 Plane : Y with accessories : 352134980042460/352134980042478</p> <table border="1"> <thead> <tr> <th>Limit</th> <th>Margin</th> <th>Read</th> <th>Ant</th> <th>Cable</th> <th>Preamp</th> <th>APos</th> <th>TPos</th> <th>Remark</th> </tr> <tr> <th>Freq</th> <th>Level</th> <th>Line</th> <th>(dB)</th> <th>Level</th> <th>Factor</th> <th>Loss</th> <th>Factor</th> <th></th> </tr> <tr> <th>MHz</th> <th>dBuV/m</th> <th>dBuV/m</th> <th>dB</th> <th>dB/m</th> <th>dB</th> <th>dB</th> <th>cm</th> <th>deg</th> </tr> </thead> <tbody> <tr> <td>1</td> <td>5402.64</td> <td>51.73</td> <td>74.00</td> <td>-22.27</td> <td>42.08</td> <td>34.44</td> <td>8.47</td> <td>33.26</td> <td>100</td> <td>139</td> <td>PEAK</td> </tr> <tr> <td>2</td> <td>5468.82</td> <td>51.05</td> <td>68.30</td> <td>-17.25</td> <td>41.60</td> <td>34.41</td> <td>8.40</td> <td>33.36</td> <td>100</td> <td>139</td> <td>PEAK</td> </tr> </tbody> </table>	Limit	Margin	Read	Ant	Cable	Preamp	APos	TPos	Remark	Freq	Level	Line	(dB)	Level	Factor	Loss	Factor		MHz	dBuV/m	dBuV/m	dB	dB/m	dB	dB	cm	deg	1	5402.64	51.73	74.00	-22.27	42.08	34.44	8.47	33.26	100	139	PEAK	2	5468.82	51.05	68.30	-17.25	41.60	34.41	8.40	33.36	100	139	PEAK	 <p>Level (dBuV/m) vs Frequency (MHz) plot for Fundamental polarization. The plot shows a blue signal line and a red limit line. A peak is labeled 'PART 15.407' at approximately 5610 MHz. The y-axis ranges from 0 to 140 dBuV/m, and the x-axis ranges from 1000 to 7000 MHz.</p> <p>Site : 03CH03-SZ Condition: PART 15.407 3m ANT3117_0057 HORIZONTAL : RBW:1000.000kHz VBW:3000.000kHz Mode : 29 Setting : MCS0 Power setting 15.5 Plane : Y with accessories : 352134980042460/352134980042478</p> <table border="1"> <thead> <tr> <th>Limit</th> <th>Margin</th> <th>Read</th> <th>Ant</th> <th>Cable</th> <th>Preamp</th> <th>APos</th> <th>TPos</th> <th>Remark</th> </tr> <tr> <th>Freq</th> <th>Level</th> <th>Line</th> <th>(dB)</th> <th>Level</th> <th>Factor</th> <th>Loss</th> <th>Factor</th> <th></th> </tr> <tr> <th>MHz</th> <th>dBuV/m</th> <th>dBuV/m</th> <th>dB</th> <th>dB/m</th> <th>dB</th> <th>dB</th> <th>cm</th> <th>deg</th> </tr> </thead> <tbody> <tr> <td>1</td> <td>5610.00</td> <td>105.68</td> <td>-----</td> <td>-----</td> <td>96.15</td> <td>34.65</td> <td>8.26</td> <td>33.38</td> <td>100</td> <td>139</td> <td>PEAK</td> </tr> </tbody> </table>	Limit	Margin	Read	Ant	Cable	Preamp	APos	TPos	Remark	Freq	Level	Line	(dB)	Level	Factor	Loss	Factor		MHz	dBuV/m	dBuV/m	dB	dB/m	dB	dB	cm	deg	1	5610.00	105.68	-----	-----	96.15	34.65	8.26	33.38	100	139	PEAK
	Limit	Margin	Read	Ant	Cable	Preamp	APos	TPos	Remark																																																																																			
Freq	Level	Line	(dB)	Level	Factor	Loss	Factor																																																																																					
MHz	dBuV/m	dBuV/m	dB	dB/m	dB	dB	cm	deg																																																																																				
1	5402.64	51.73	74.00	-22.27	42.08	34.44	8.47	33.26	100	139	PEAK																																																																																	
2	5468.82	51.05	68.30	-17.25	41.60	34.41	8.40	33.36	100	139	PEAK																																																																																	
Limit	Margin	Read	Ant	Cable	Preamp	APos	TPos	Remark																																																																																				
Freq	Level	Line	(dB)	Level	Factor	Loss	Factor																																																																																					
MHz	dBuV/m	dBuV/m	dB	dB/m	dB	dB	cm	deg																																																																																				
1	5610.00	105.68	-----	-----	96.15	34.65	8.26	33.38	100	139	PEAK																																																																																	
Avg	 <p>Level (dBuV/m) vs Frequency (MHz) plot for Horizontal polarization. The plot shows a blue signal line and a red limit line. A peak is labeled 'PART 15.407 AVG' at approximately 5610 MHz. The y-axis ranges from 0 to 140 dBuV/m, and the x-axis ranges from 5350 to 5610 MHz.</p> <p>Site : 03CH03-SZ Condition: PART 15.407 AVG 3m ANT3117_0057 HORIZONTAL : RBW:1000.000kHz VBW:0.010kHz Mode : 29 Setting : MCS0 Power setting 15.5 Plane : Y with accessories : 352134980042460/352134980042478</p> <table border="1"> <thead> <tr> <th>Limit</th> <th>Margin</th> <th>Read</th> <th>Ant</th> <th>Cable</th> <th>Preamp</th> <th>APos</th> <th>TPos</th> <th>Remark</th> </tr> <tr> <th>Freq</th> <th>Level</th> <th>Line</th> <th>(dB)</th> <th>Level</th> <th>Factor</th> <th>Loss</th> <th>Factor</th> <th></th> </tr> <tr> <th>MHz</th> <th>dBuV/m</th> <th>dBuV/m</th> <th>dB</th> <th>dB/m</th> <th>dB</th> <th>dB</th> <th>cm</th> <th>deg</th> </tr> </thead> <tbody> <tr> <td>1</td> <td>5459.72</td> <td>40.84</td> <td>54.00</td> <td>-13.16</td> <td>31.36</td> <td>34.42</td> <td>8.41</td> <td>33.35</td> <td>100</td> <td>139</td> <td>AVERAGE</td> </tr> </tbody> </table>	Limit	Margin	Read	Ant	Cable	Preamp	APos	TPos	Remark	Freq	Level	Line	(dB)	Level	Factor	Loss	Factor		MHz	dBuV/m	dBuV/m	dB	dB/m	dB	dB	cm	deg	1	5459.72	40.84	54.00	-13.16	31.36	34.42	8.41	33.35	100	139	AVERAGE	 <p>Level (dBuV/m) vs Frequency (MHz) plot for Fundamental polarization. The plot shows a blue signal line and a red limit line. A peak is labeled 'PART 15.407 AVG' at approximately 5610 MHz. The y-axis ranges from 0 to 140 dBuV/m, and the x-axis ranges from 1000 to 7000 MHz.</p> <p>Site : 03CH03-SZ Condition: PART 15.407 AVG 3m ANT3117_0057 HORIZONTAL : RBW:1000.000kHz VBW:0.010kHz Mode : 29 Setting : MCS0 Power setting 15.5 Plane : Y with accessories : 352134980042460/352134980042478</p> <table border="1"> <thead> <tr> <th>Limit</th> <th>Margin</th> <th>Read</th> <th>Ant</th> <th>Cable</th> <th>Preamp</th> <th>APos</th> <th>TPos</th> <th>Remark</th> </tr> <tr> <th>Freq</th> <th>Level</th> <th>Line</th> <th>(dB)</th> <th>Level</th> <th>Factor</th> <th>Loss</th> <th>Factor</th> <th></th> </tr> <tr> <th>MHz</th> <th>dBuV/m</th> <th>dBuV/m</th> <th>dB</th> <th>dB/m</th> <th>dB</th> <th>dB</th> <th>cm</th> <th>deg</th> </tr> </thead> <tbody> <tr> <td>1</td> <td>5610.00</td> <td>95.84</td> <td>-----</td> <td>-----</td> <td>86.31</td> <td>34.65</td> <td>8.26</td> <td>33.38</td> <td>100</td> <td>139</td> <td>AVERAGE</td> </tr> </tbody> </table>	Limit	Margin	Read	Ant	Cable	Preamp	APos	TPos	Remark	Freq	Level	Line	(dB)	Level	Factor	Loss	Factor		MHz	dBuV/m	dBuV/m	dB	dB/m	dB	dB	cm	deg	1	5610.00	95.84	-----	-----	86.31	34.65	8.26	33.38	100	139	AVERAGE												
Limit	Margin	Read	Ant	Cable	Preamp	APos	TPos	Remark																																																																																				
Freq	Level	Line	(dB)	Level	Factor	Loss	Factor																																																																																					
MHz	dBuV/m	dBuV/m	dB	dB/m	dB	dB	cm	deg																																																																																				
1	5459.72	40.84	54.00	-13.16	31.36	34.42	8.41	33.35	100	139	AVERAGE																																																																																	
Limit	Margin	Read	Ant	Cable	Preamp	APos	TPos	Remark																																																																																				
Freq	Level	Line	(dB)	Level	Factor	Loss	Factor																																																																																					
MHz	dBuV/m	dBuV/m	dB	dB/m	dB	dB	cm	deg																																																																																				
1	5610.00	95.84	-----	-----	86.31	34.65	8.26	33.38	100	139	AVERAGE																																																																																	



Mode	29																																					
	Band Edge - R																																					
	U-NII-2C_5.47-5.725_802.11ax HE80_CH122_Full_5610MHz																																					
ANT	5+6																																					
Pol.	Horizontal	Fundamental																																				
Peak	<p>Level (dBuV/m) vs Frequency (MHz) plot. The y-axis ranges from 0 to 140 dBuV/m, and the x-axis ranges from 5610 to 5765 MHz. A red horizontal line is drawn at 70.0 dBuV/m, labeled 'PART 15.407'. The blue signal line starts at approximately 105 dBuV/m at 5610 MHz, drops to about 55 dBuV/m by 5670 MHz, and remains relatively flat with some noise until 5765 MHz. A sharp peak is visible at 5757.87 MHz, reaching approximately 65 dBuV/m.</p> <p>Site : 03CH03-SZ Condition: PART 15.407 3m ANT3117_0057 HORIZONTAL : RBW:1000.000kHz VBW:3000.000kHz Mode : 29 Setting : MCS0 Power setting 15.5 Plane : Y with accessories : 352134980042460/352134980042478</p> <table border="1"> <thead> <tr> <th>Limit</th> <th>Margin</th> <th>Read</th> <th>Ant</th> <th>Cable</th> <th>Preamp</th> <th>APos</th> <th>TPos</th> <th>Remark</th> </tr> <tr> <th>Freq</th> <th>Level</th> <th>Line</th> <th>(dB)</th> <th>Level</th> <th>Factor</th> <th>Loss</th> <th>Factor</th> <th></th> </tr> <tr> <th>MHz</th> <th>dBuV/m</th> <th>dBuV/m</th> <th>dBuV</th> <th>dB/m</th> <th>dB</th> <th>dB</th> <th>cm</th> <th>deg</th> </tr> </thead> <tbody> <tr> <td>1 5757.87</td> <td>52.21</td> <td>68.30</td> <td>-16.09</td> <td>41.79</td> <td>34.97</td> <td>8.80</td> <td>33.35</td> <td>100 139 PEAK</td> </tr> </tbody> </table>	Limit	Margin	Read	Ant	Cable	Preamp	APos	TPos	Remark	Freq	Level	Line	(dB)	Level	Factor	Loss	Factor		MHz	dBuV/m	dBuV/m	dBuV	dB/m	dB	dB	cm	deg	1 5757.87	52.21	68.30	-16.09	41.79	34.97	8.80	33.35	100 139 PEAK	Blank
Limit	Margin	Read	Ant	Cable	Preamp	APos	TPos	Remark																														
Freq	Level	Line	(dB)	Level	Factor	Loss	Factor																															
MHz	dBuV/m	dBuV/m	dBuV	dB/m	dB	dB	cm	deg																														
1 5757.87	52.21	68.30	-16.09	41.79	34.97	8.80	33.35	100 139 PEAK																														
Avg	Blank	Blank																																				

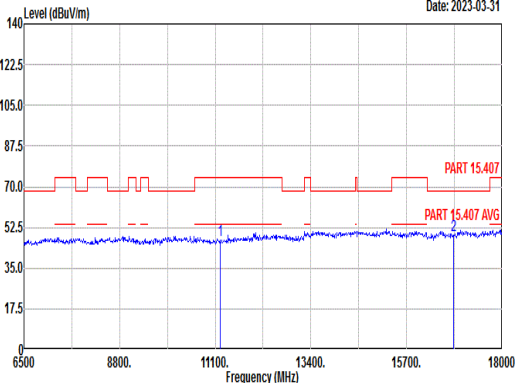
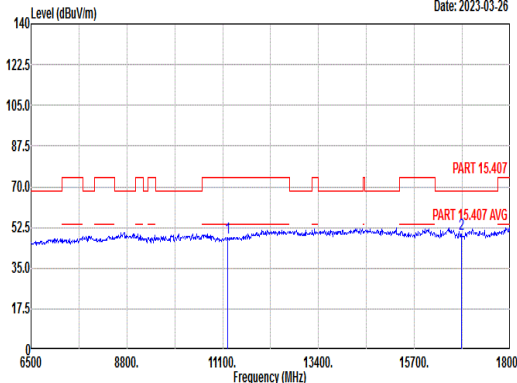


		29																																																																																								
Mode	Band Edge - L																																																																																									
	U-NII-2C_5.47-5.725_802.11ax HE80_CH122_Full_5610MHz																																																																																									
ANT	5+6																																																																																									
Pol.	Vertical	Fundamental																																																																																								
Peak	 <p>Level (dBuV/m) vs Frequency (MHz) plot for Vertical polarization. The plot shows a blue signal line with a peak at 5454 MHz. A red limit line is labeled 'PART 15.407'. The x-axis ranges from 5350 to 5610 MHz, and the y-axis ranges from 0 to 140 dBuV/m.</p> <p>Site : 03CH01-SZ Condition: PART 15.407 3m HF_ANT(3117)_22 VERTICAL : RBW:1000.000kHz VBW:3000.000kHz Mode : 29 Setting : MCS0 Power setting 15.5 Plane : Y with Accessories : 352134980042460/352134980042478</p> <table border="1"> <thead> <tr> <th>Limit</th> <th>Margin</th> <th>Read</th> <th>Ant</th> <th>Cable</th> <th>Preamp</th> <th>APos</th> <th>TPos</th> <th>Remark</th> </tr> <tr> <th>Freq</th> <th>Level</th> <th>Line</th> <th>(dB)</th> <th>Level</th> <th>Factor</th> <th>Loss</th> <th>Factor</th> <th></th> </tr> <tr> <th>MHz</th> <th>dBuV/m</th> <th>dBuV/m</th> <th>dB</th> <th>dB/m</th> <th>dB</th> <th>dB</th> <th>cm</th> <th>deg</th> </tr> </thead> <tbody> <tr> <td>1</td> <td>5459.46</td> <td>54.75</td> <td>74.00</td> <td>-19.25</td> <td>40.98</td> <td>34.81</td> <td>11.12</td> <td>32.16</td> <td>200</td> <td>272</td> <td>PEAK</td> </tr> <tr> <td>2</td> <td>5462.58</td> <td>54.14</td> <td>68.30</td> <td>-14.16</td> <td>40.37</td> <td>34.81</td> <td>11.13</td> <td>32.17</td> <td>200</td> <td>272</td> <td>PEAK</td> </tr> </tbody> </table>	Limit	Margin	Read	Ant	Cable	Preamp	APos	TPos	Remark	Freq	Level	Line	(dB)	Level	Factor	Loss	Factor		MHz	dBuV/m	dBuV/m	dB	dB/m	dB	dB	cm	deg	1	5459.46	54.75	74.00	-19.25	40.98	34.81	11.12	32.16	200	272	PEAK	2	5462.58	54.14	68.30	-14.16	40.37	34.81	11.13	32.17	200	272	PEAK	 <p>Level (dBuV/m) vs Frequency (MHz) plot for Fundamental polarization. The plot shows a blue signal line with a peak at 5610 MHz. A red limit line is labeled 'PART 15.407'. The x-axis ranges from 1000 to 7000 MHz, and the y-axis ranges from 0 to 140 dBuV/m.</p> <p>Site : 03CH01-SZ Condition: PART 15.407 3m HF_ANT(3117)_22 VERTICAL : RBW:1000.000kHz VBW:3000.000kHz Mode : 29 Setting : MCS0 Power setting 15.5 Plane : Y with Accessories : 352134980042460/352134980042478</p> <table border="1"> <thead> <tr> <th>Limit</th> <th>Margin</th> <th>Read</th> <th>Ant</th> <th>Cable</th> <th>Preamp</th> <th>APos</th> <th>TPos</th> <th>Remark</th> </tr> <tr> <th>Freq</th> <th>Level</th> <th>Line</th> <th>(dB)</th> <th>Level</th> <th>Factor</th> <th>Loss</th> <th>Factor</th> <th></th> </tr> <tr> <th>MHz</th> <th>dBuV/m</th> <th>dBuV/m</th> <th>dB</th> <th>dB/m</th> <th>dB</th> <th>dB</th> <th>cm</th> <th>deg</th> </tr> </thead> <tbody> <tr> <td>1</td> <td>5610.00</td> <td>105.04</td> <td>90.68</td> <td>34.94</td> <td>11.71</td> <td>32.29</td> <td>200</td> <td>272</td> <td>PEAK</td> </tr> </tbody> </table>	Limit	Margin	Read	Ant	Cable	Preamp	APos	TPos	Remark	Freq	Level	Line	(dB)	Level	Factor	Loss	Factor		MHz	dBuV/m	dBuV/m	dB	dB/m	dB	dB	cm	deg	1	5610.00	105.04	90.68	34.94	11.71	32.29	200	272	PEAK
	Limit	Margin	Read	Ant	Cable	Preamp	APos	TPos	Remark																																																																																	
Freq	Level	Line	(dB)	Level	Factor	Loss	Factor																																																																																			
MHz	dBuV/m	dBuV/m	dB	dB/m	dB	dB	cm	deg																																																																																		
1	5459.46	54.75	74.00	-19.25	40.98	34.81	11.12	32.16	200	272	PEAK																																																																															
2	5462.58	54.14	68.30	-14.16	40.37	34.81	11.13	32.17	200	272	PEAK																																																																															
Limit	Margin	Read	Ant	Cable	Preamp	APos	TPos	Remark																																																																																		
Freq	Level	Line	(dB)	Level	Factor	Loss	Factor																																																																																			
MHz	dBuV/m	dBuV/m	dB	dB/m	dB	dB	cm	deg																																																																																		
1	5610.00	105.04	90.68	34.94	11.71	32.29	200	272	PEAK																																																																																	
Avg	 <p>Level (dBuV/m) vs Frequency (MHz) plot for Vertical polarization. The plot shows a blue signal line with a peak at 5454 MHz. A red limit line is labeled 'PART 15.407 AVG'. The x-axis ranges from 5350 to 5610 MHz, and the y-axis ranges from 0 to 140 dBuV/m.</p> <p>Site : 03CH01-SZ Condition: PART 15.407 AVG 3m HF_ANT(3117)_22 VERTICAL : RBW:1000.000kHz VBW:0.010kHz Mode : 29 Setting : MCS0 Power setting 15.5 Plane : Y with Accessories : 352134980042460/352134980042478</p> <table border="1"> <thead> <tr> <th>Limit</th> <th>Margin</th> <th>Read</th> <th>Ant</th> <th>Cable</th> <th>Preamp</th> <th>APos</th> <th>TPos</th> <th>Remark</th> </tr> <tr> <th>Freq</th> <th>Level</th> <th>Line</th> <th>(dB)</th> <th>Level</th> <th>Factor</th> <th>Loss</th> <th>Factor</th> <th></th> </tr> <tr> <th>MHz</th> <th>dBuV/m</th> <th>dBuV/m</th> <th>dB</th> <th>dB/m</th> <th>dB</th> <th>dB</th> <th>cm</th> <th>deg</th> </tr> </thead> <tbody> <tr> <td>1</td> <td>5459.72</td> <td>42.94</td> <td>54.00</td> <td>-11.06</td> <td>29.17</td> <td>34.81</td> <td>11.12</td> <td>32.16</td> <td>200</td> <td>272</td> <td>AVERAGE</td> </tr> </tbody> </table>	Limit	Margin	Read	Ant	Cable	Preamp	APos	TPos	Remark	Freq	Level	Line	(dB)	Level	Factor	Loss	Factor		MHz	dBuV/m	dBuV/m	dB	dB/m	dB	dB	cm	deg	1	5459.72	42.94	54.00	-11.06	29.17	34.81	11.12	32.16	200	272	AVERAGE	 <p>Level (dBuV/m) vs Frequency (MHz) plot for Fundamental polarization. The plot shows a blue signal line with a peak at 5610 MHz. A red limit line is labeled 'PART 15.407 AVG'. The x-axis ranges from 1000 to 7000 MHz, and the y-axis ranges from 0 to 140 dBuV/m.</p> <p>Site : 03CH01-SZ Condition: PART 15.407 AVG 3m HF_ANT(3117)_22 VERTICAL : RBW:1000.000kHz VBW:0.010kHz Mode : 29 Setting : MCS0 Power setting 15.5 Plane : Y with Accessories : 352134980042460/352134980042478</p> <table border="1"> <thead> <tr> <th>Limit</th> <th>Margin</th> <th>Read</th> <th>Ant</th> <th>Cable</th> <th>Preamp</th> <th>APos</th> <th>TPos</th> <th>Remark</th> </tr> <tr> <th>Freq</th> <th>Level</th> <th>Line</th> <th>(dB)</th> <th>Level</th> <th>Factor</th> <th>Loss</th> <th>Factor</th> <th></th> </tr> <tr> <th>MHz</th> <th>dBuV/m</th> <th>dBuV/m</th> <th>dB</th> <th>dB/m</th> <th>dB</th> <th>dB</th> <th>cm</th> <th>deg</th> </tr> </thead> <tbody> <tr> <td>1</td> <td>5610.00</td> <td>95.65</td> <td>81.29</td> <td>34.96</td> <td>11.70</td> <td>32.30</td> <td>200</td> <td>272</td> <td>AVERAGE</td> </tr> </tbody> </table>	Limit	Margin	Read	Ant	Cable	Preamp	APos	TPos	Remark	Freq	Level	Line	(dB)	Level	Factor	Loss	Factor		MHz	dBuV/m	dBuV/m	dB	dB/m	dB	dB	cm	deg	1	5610.00	95.65	81.29	34.96	11.70	32.30	200	272	AVERAGE												
Limit	Margin	Read	Ant	Cable	Preamp	APos	TPos	Remark																																																																																		
Freq	Level	Line	(dB)	Level	Factor	Loss	Factor																																																																																			
MHz	dBuV/m	dBuV/m	dB	dB/m	dB	dB	cm	deg																																																																																		
1	5459.72	42.94	54.00	-11.06	29.17	34.81	11.12	32.16	200	272	AVERAGE																																																																															
Limit	Margin	Read	Ant	Cable	Preamp	APos	TPos	Remark																																																																																		
Freq	Level	Line	(dB)	Level	Factor	Loss	Factor																																																																																			
MHz	dBuV/m	dBuV/m	dB	dB/m	dB	dB	cm	deg																																																																																		
1	5610.00	95.65	81.29	34.96	11.70	32.30	200	272	AVERAGE																																																																																	

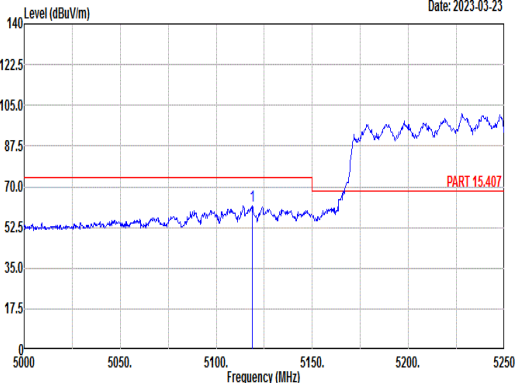
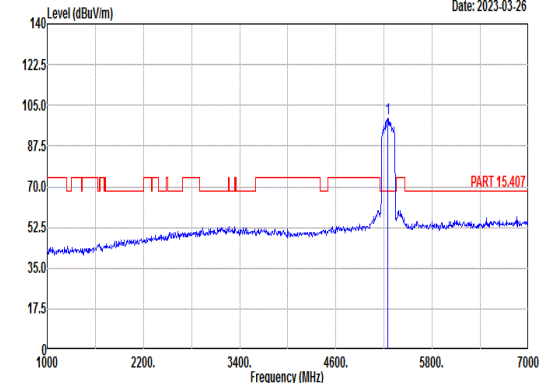
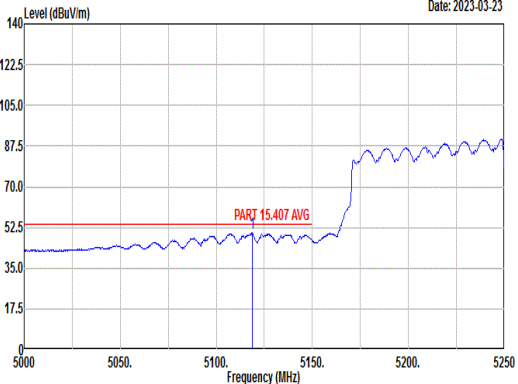
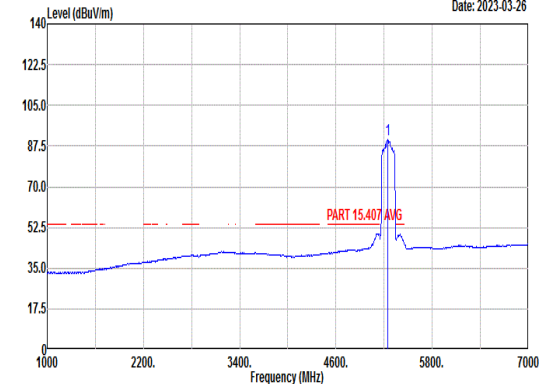


Mode	29																																					
	Band Edge - R																																					
	U-NII-2C_5.47-5.725_802.11ax HE80_CH122_Full_5610MHz																																					
ANT	5+6																																					
Pol.	Vertical	Fundamental																																				
Peak	<p>Level (dBuV/m) vs Frequency (MHz) plot. The y-axis ranges from 0 to 140 dBuV/m, and the x-axis ranges from 5610 to 5765 MHz. A blue line shows the signal level, which starts around 105 dBuV/m at 5610 MHz and drops to about 55 dBuV/m by 5765 MHz. A red horizontal line is drawn at 70.0 dBuV/m, labeled 'PART 15.407'. A vertical blue line marks a peak at 5761.28 MHz.</p> <p>Site : 03CH01-SZ Condition: PART 15.407 3m HF_ANT(3117)_22 VERTICAL : RBW:1000.000kHz VBW:3000.000kHz Mode : 29 Setting : MCS0 Power setting 15.5 Plane : Y with Accessories : 352134980042460/352134980042478</p> <table border="1"> <thead> <tr> <th>Limit</th> <th>Margin</th> <th>Read</th> <th>Ant</th> <th>Cable</th> <th>Preamp</th> <th>APos</th> <th>TPos</th> <th>Remark</th> </tr> <tr> <th>Freq</th> <th>Level</th> <th>Line</th> <th>(dB)</th> <th>Level</th> <th>Factor</th> <th>Loss</th> <th>Factor</th> <th></th> </tr> <tr> <th>MHz</th> <th>dBuV/m</th> <th>dBuV/m</th> <th>dB</th> <th>dB/m</th> <th>dB</th> <th>dB</th> <th>cm</th> <th>deg</th> </tr> </thead> <tbody> <tr> <td>1 5761.28</td> <td>54.91</td> <td>68.30</td> <td>-13.39</td> <td>49.51</td> <td>35.17</td> <td>11.64</td> <td>32.41</td> <td>200 272 PEAK</td> </tr> </tbody> </table>	Limit	Margin	Read	Ant	Cable	Preamp	APos	TPos	Remark	Freq	Level	Line	(dB)	Level	Factor	Loss	Factor		MHz	dBuV/m	dBuV/m	dB	dB/m	dB	dB	cm	deg	1 5761.28	54.91	68.30	-13.39	49.51	35.17	11.64	32.41	200 272 PEAK	Blank
Limit	Margin	Read	Ant	Cable	Preamp	APos	TPos	Remark																														
Freq	Level	Line	(dB)	Level	Factor	Loss	Factor																															
MHz	dBuV/m	dBuV/m	dB	dB/m	dB	dB	cm	deg																														
1 5761.28	54.91	68.30	-13.39	49.51	35.17	11.64	32.41	200 272 PEAK																														
Avg	Blank	Blank																																				



Mode	29																																																																																																					
	Harmonic																																																																																																					
	U-NII-2C_5.47-5.725_802.11ax HE80_CH122_Full_5610MHz																																																																																																					
ANT	5+6																																																																																																					
Pol.	Horizontal	Vertical																																																																																																				
Peak Avg	 <p>Level (dBuV/m) vs Frequency (MHz) for Horizontal polarization. Date: 2023-03-31. Shows a red line for PART 15.407 and a blue line for PART 15.407 AVG. Frequency range 6500-18000 MHz, Level range 0-140 dBuV/m.</p> <p>Site : 03CH01-SZ Condition: PART 15.407 3m HF_ANT(3117)_22 HORIZONTAL Mode : 29 IMEI : 352134980043864/352134980043872 Plane : Y with Accessories : MCS0 Power setting 15.5</p> <table border="1"> <thead> <tr> <th>Limit</th> <th>Read</th> <th>Ant</th> <th>Cable</th> <th>Preamp</th> <th>APos</th> <th>TPos</th> <th>Remark</th> </tr> <tr> <th>Freq</th> <th>Level</th> <th>Line</th> <th>Margin</th> <th>Level</th> <th>Factor</th> <th>Loss</th> <th>Factor</th> </tr> <tr> <th>MHz</th> <th>dBuV/m</th> <th>dBuV/m</th> <th>dB</th> <th>dBuV</th> <th>dB/m</th> <th>dB</th> <th>dB</th> <th>cm</th> <th>deg</th> </tr> </thead> <tbody> <tr> <td>1</td> <td>11220.00</td> <td>47.27</td> <td>74.00</td> <td>-26.73</td> <td>43.78</td> <td>39.58</td> <td>14.67</td> <td>50.76</td> <td>---</td> <td>---</td> <td>Peak</td> </tr> <tr> <td>2</td> <td>16830.00</td> <td>49.07</td> <td>68.30</td> <td>-19.23</td> <td>40.87</td> <td>42.47</td> <td>17.46</td> <td>51.73</td> <td>---</td> <td>---</td> <td>Peak</td> </tr> </tbody> </table>	Limit	Read	Ant	Cable	Preamp	APos	TPos	Remark	Freq	Level	Line	Margin	Level	Factor	Loss	Factor	MHz	dBuV/m	dBuV/m	dB	dBuV	dB/m	dB	dB	cm	deg	1	11220.00	47.27	74.00	-26.73	43.78	39.58	14.67	50.76	---	---	Peak	2	16830.00	49.07	68.30	-19.23	40.87	42.47	17.46	51.73	---	---	Peak	 <p>Level (dBuV/m) vs Frequency (MHz) for Vertical polarization. Date: 2023-03-26. Shows a red line for PART 15.407 and a blue line for PART 15.407 AVG. Frequency range 6500-18000 MHz, Level range 0-140 dBuV/m.</p> <p>Site : 03CH01-SZ Condition: PART 15.407 3m HF_ANT(3117)_22 VERTICAL Mode : 29 IMEI : 352134980043864/352134980043872 Plane : Y with Accessories : MCS0 Power setting 15.5</p> <table border="1"> <thead> <tr> <th>Limit</th> <th>Read</th> <th>Ant</th> <th>Cable</th> <th>Preamp</th> <th>APos</th> <th>TPos</th> <th>Remark</th> </tr> <tr> <th>Freq</th> <th>Level</th> <th>Line</th> <th>Margin</th> <th>Level</th> <th>Factor</th> <th>Loss</th> <th>Factor</th> </tr> <tr> <th>MHz</th> <th>dBuV/m</th> <th>dBuV/m</th> <th>dB</th> <th>dBuV</th> <th>dB/m</th> <th>dB</th> <th>dB</th> <th>cm</th> <th>deg</th> </tr> </thead> <tbody> <tr> <td>1</td> <td>11220.00</td> <td>47.84</td> <td>74.00</td> <td>-26.16</td> <td>44.35</td> <td>39.58</td> <td>14.67</td> <td>50.76</td> <td>---</td> <td>---</td> <td>Peak</td> </tr> <tr> <td>2</td> <td>16830.00</td> <td>49.55</td> <td>68.30</td> <td>-18.75</td> <td>41.35</td> <td>42.47</td> <td>17.46</td> <td>51.73</td> <td>---</td> <td>---</td> <td>Peak</td> </tr> </tbody> </table>	Limit	Read	Ant	Cable	Preamp	APos	TPos	Remark	Freq	Level	Line	Margin	Level	Factor	Loss	Factor	MHz	dBuV/m	dBuV/m	dB	dBuV	dB/m	dB	dB	cm	deg	1	11220.00	47.84	74.00	-26.16	44.35	39.58	14.67	50.76	---	---	Peak	2	16830.00	49.55	68.30	-18.75	41.35	42.47	17.46	51.73	---	---	Peak
	Limit	Read	Ant	Cable	Preamp	APos	TPos	Remark																																																																																														
Freq	Level	Line	Margin	Level	Factor	Loss	Factor																																																																																															
MHz	dBuV/m	dBuV/m	dB	dBuV	dB/m	dB	dB	cm	deg																																																																																													
1	11220.00	47.27	74.00	-26.73	43.78	39.58	14.67	50.76	---	---	Peak																																																																																											
2	16830.00	49.07	68.30	-19.23	40.87	42.47	17.46	51.73	---	---	Peak																																																																																											
Limit	Read	Ant	Cable	Preamp	APos	TPos	Remark																																																																																															
Freq	Level	Line	Margin	Level	Factor	Loss	Factor																																																																																															
MHz	dBuV/m	dBuV/m	dB	dBuV	dB/m	dB	dB	cm	deg																																																																																													
1	11220.00	47.84	74.00	-26.16	44.35	39.58	14.67	50.76	---	---	Peak																																																																																											
2	16830.00	49.55	68.30	-18.75	41.35	42.47	17.46	51.73	---	---	Peak																																																																																											

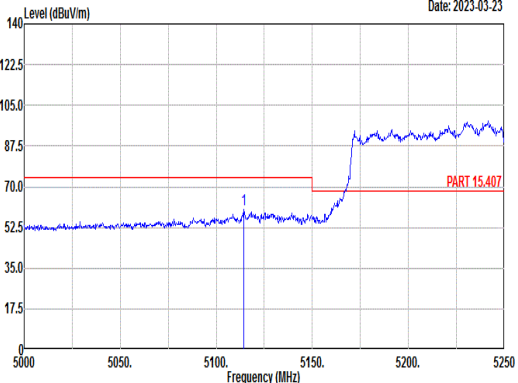
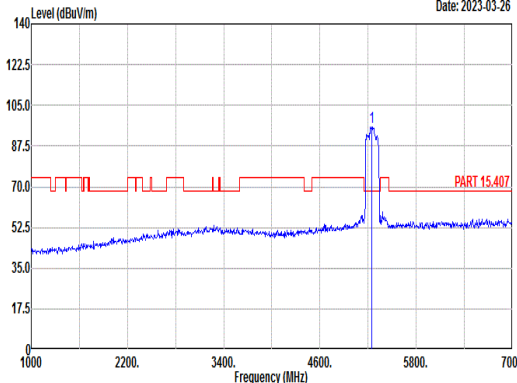
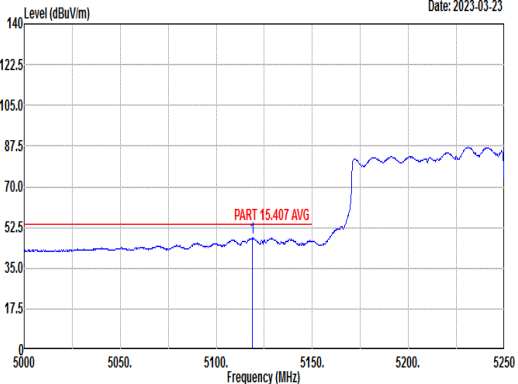
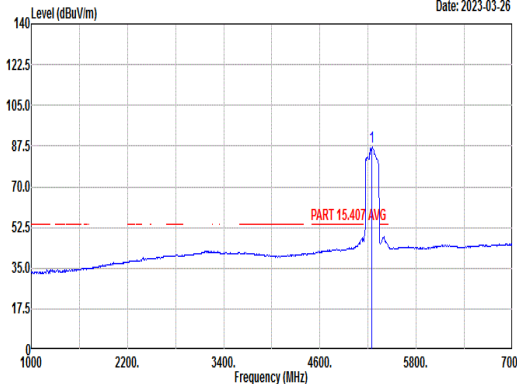


Mode	30																																																																														
	Band Edge - L																																																																														
	U-NII-2A_5.25-5.35_802.11ax HE160_CH50_Full_5250MHz																																																																														
ANT	5+6																																																																														
Pol.	Horizontal	Fundamental																																																																													
	Peak	 <p>Level (dBuV/m) vs Frequency (MHz) plot for Horizontal Peak. The plot shows a signal level rising from approximately 50 dBuV/m at 5000 MHz to about 85 dBuV/m at 5250 MHz. A red horizontal line is drawn at 70.0 dBuV/m, labeled 'PART 15.407'. The date is 2023-03-23.</p> <p>Site : 03CH01-SZ Condition: PART 15.407 3m HF_ANT(3117)_22 HORIZONTAL : RBW:1000.000kHz VBW:3000.000kHz Mode : 30 Setting : MCS0 Power setting 13.5 Plane : Y with Accessories : 352134980043864/352134980043872</p> <table border="1"> <thead> <tr> <th>Limit</th> <th>Margin</th> <th>Read</th> <th>Ant</th> <th>Cable</th> <th>Preamp</th> <th>APos</th> <th>TPos</th> <th>Remark</th> </tr> <tr> <th>Freq</th> <th>Level</th> <th>Line</th> <th>(dB)</th> <th>Level</th> <th>Factor</th> <th>Loss</th> <th>Factor</th> <th></th> </tr> <tr> <th>MHz</th> <th>dBuV/m</th> <th>dBuV/m</th> <th>dBuV</th> <th>dB/m</th> <th>dB</th> <th>dB</th> <th>cm</th> <th>deg</th> </tr> </thead> <tbody> <tr> <td>1</td> <td>5118.75</td> <td>61.82</td> <td>74.00</td> <td>-12.18</td> <td>47.58</td> <td>34.88</td> <td>11.10</td> <td>31.74</td> <td>148</td> <td>136</td> <td>PEAK</td> </tr> </tbody> </table>	Limit	Margin	Read	Ant	Cable	Preamp	APos	TPos	Remark	Freq	Level	Line	(dB)	Level	Factor	Loss	Factor		MHz	dBuV/m	dBuV/m	dBuV	dB/m	dB	dB	cm	deg	1	5118.75	61.82	74.00	-12.18	47.58	34.88	11.10	31.74	148	136	PEAK	 <p>Level (dBuV/m) vs Frequency (MHz) plot for Fundamental Peak. The plot shows a signal level rising from approximately 50 dBuV/m at 1000 MHz to about 85 dBuV/m at 5250 MHz. A red horizontal line is drawn at 70.0 dBuV/m, labeled 'PART 15.407'. The date is 2023-03-26.</p> <p>Site : 03CH01-SZ Condition: PART 15.407 3m HF_ANT(3117)_22 HORIZONTAL : RBW:1000.000kHz VBW:3000.000kHz Mode : 30 Setting : MCS0 Power setting 13.5 Plane : Y with Accessories : 352134980043864/352134980043872</p> <table border="1"> <thead> <tr> <th>Limit</th> <th>Margin</th> <th>Read</th> <th>Ant</th> <th>Cable</th> <th>Preamp</th> <th>APos</th> <th>TPos</th> <th>Remark</th> </tr> <tr> <th>Freq</th> <th>Level</th> <th>Line</th> <th>(dB)</th> <th>Level</th> <th>Factor</th> <th>Loss</th> <th>Factor</th> <th></th> </tr> <tr> <th>MHz</th> <th>dBuV/m</th> <th>dBuV/m</th> <th>dBuV</th> <th>dB/m</th> <th>dB</th> <th>dB</th> <th>cm</th> <th>deg</th> </tr> </thead> <tbody> <tr> <td>1</td> <td>5250.00</td> <td>99.51</td> <td>-----</td> <td>85.55</td> <td>34.85</td> <td>11.02</td> <td>31.91</td> <td>148</td> <td>136</td> <td>PEAK</td> </tr> </tbody> </table>	Limit	Margin	Read	Ant	Cable	Preamp	APos	TPos	Remark	Freq	Level	Line	(dB)	Level	Factor	Loss	Factor		MHz	dBuV/m	dBuV/m	dBuV	dB/m	dB	dB	cm	deg	1	5250.00	99.51	-----	85.55	34.85	11.02	31.91	148	136
Limit	Margin	Read	Ant	Cable	Preamp	APos	TPos	Remark																																																																							
Freq	Level	Line	(dB)	Level	Factor	Loss	Factor																																																																								
MHz	dBuV/m	dBuV/m	dBuV	dB/m	dB	dB	cm	deg																																																																							
1	5118.75	61.82	74.00	-12.18	47.58	34.88	11.10	31.74	148	136	PEAK																																																																				
Limit	Margin	Read	Ant	Cable	Preamp	APos	TPos	Remark																																																																							
Freq	Level	Line	(dB)	Level	Factor	Loss	Factor																																																																								
MHz	dBuV/m	dBuV/m	dBuV	dB/m	dB	dB	cm	deg																																																																							
1	5250.00	99.51	-----	85.55	34.85	11.02	31.91	148	136	PEAK																																																																					
Avg	 <p>Level (dBuV/m) vs Frequency (MHz) plot for Horizontal Average. The plot shows a signal level rising from approximately 50 dBuV/m at 5000 MHz to about 85 dBuV/m at 5250 MHz. A red horizontal line is drawn at 52.5 dBuV/m, labeled 'PART 15.407 AVG'. The date is 2023-03-23.</p> <p>Site : 03CH01-SZ Condition: PART 15.407 AVG 3m HF_ANT(3117)_22 HORIZONTAL : RBW:1000.000kHz VBW:0.010kHz Mode : 30 Setting : MCS0 Power setting 13.5 Plane : Y with Accessories : 352134980043864/352134980043872</p> <table border="1"> <thead> <tr> <th>Limit</th> <th>Margin</th> <th>Read</th> <th>Ant</th> <th>Cable</th> <th>Preamp</th> <th>APos</th> <th>TPos</th> <th>Remark</th> </tr> <tr> <th>Freq</th> <th>Level</th> <th>Line</th> <th>(dB)</th> <th>Level</th> <th>Factor</th> <th>Loss</th> <th>Factor</th> <th></th> </tr> <tr> <th>MHz</th> <th>dBuV/m</th> <th>dBuV/m</th> <th>dBuV</th> <th>dB/m</th> <th>dB</th> <th>dB</th> <th>cm</th> <th>deg</th> </tr> </thead> <tbody> <tr> <td>1</td> <td>5118.75</td> <td>50.27</td> <td>54.00</td> <td>-3.73</td> <td>36.03</td> <td>34.88</td> <td>11.10</td> <td>31.74</td> <td>148</td> <td>136</td> <td>AVERAGE</td> </tr> </tbody> </table>	Limit	Margin	Read	Ant	Cable	Preamp	APos	TPos	Remark	Freq	Level	Line	(dB)	Level	Factor	Loss	Factor		MHz	dBuV/m	dBuV/m	dBuV	dB/m	dB	dB	cm	deg	1	5118.75	50.27	54.00	-3.73	36.03	34.88	11.10	31.74	148	136	AVERAGE	 <p>Level (dBuV/m) vs Frequency (MHz) plot for Fundamental Average. The plot shows a signal level rising from approximately 50 dBuV/m at 1000 MHz to about 85 dBuV/m at 5250 MHz. A red horizontal line is drawn at 52.5 dBuV/m, labeled 'PART 15.407 AVG'. The date is 2023-03-26.</p> <p>Site : 03CH01-SZ Condition: PART 15.407 AVG 3m HF_ANT(3117)_22 HORIZONTAL : RBW:1000.000kHz VBW:0.010kHz Mode : 30 Setting : MCS0 Power setting 13.5 Plane : Y with Accessories : 352134980043864/352134980043872</p> <table border="1"> <thead> <tr> <th>Limit</th> <th>Margin</th> <th>Read</th> <th>Ant</th> <th>Cable</th> <th>Preamp</th> <th>APos</th> <th>TPos</th> <th>Remark</th> </tr> <tr> <th>Freq</th> <th>Level</th> <th>Line</th> <th>(dB)</th> <th>Level</th> <th>Factor</th> <th>Loss</th> <th>Factor</th> <th></th> </tr> <tr> <th>MHz</th> <th>dBuV/m</th> <th>dBuV/m</th> <th>dBuV</th> <th>dB/m</th> <th>dB</th> <th>dB</th> <th>cm</th> <th>deg</th> </tr> </thead> <tbody> <tr> <td>1</td> <td>5250.00</td> <td>90.16</td> <td>-----</td> <td>76.20</td> <td>34.85</td> <td>11.02</td> <td>31.91</td> <td>148</td> <td>136</td> <td>AVERAGE</td> </tr> </tbody> </table>	Limit	Margin	Read	Ant	Cable	Preamp	APos	TPos	Remark	Freq	Level	Line	(dB)	Level	Factor	Loss	Factor		MHz	dBuV/m	dBuV/m	dBuV	dB/m	dB	dB	cm	deg	1	5250.00	90.16	-----	76.20	34.85	11.02	31.91	148	136	AVERAGE
Limit	Margin	Read	Ant	Cable	Preamp	APos	TPos	Remark																																																																							
Freq	Level	Line	(dB)	Level	Factor	Loss	Factor																																																																								
MHz	dBuV/m	dBuV/m	dBuV	dB/m	dB	dB	cm	deg																																																																							
1	5118.75	50.27	54.00	-3.73	36.03	34.88	11.10	31.74	148	136	AVERAGE																																																																				
Limit	Margin	Read	Ant	Cable	Preamp	APos	TPos	Remark																																																																							
Freq	Level	Line	(dB)	Level	Factor	Loss	Factor																																																																								
MHz	dBuV/m	dBuV/m	dBuV	dB/m	dB	dB	cm	deg																																																																							
1	5250.00	90.16	-----	76.20	34.85	11.02	31.91	148	136	AVERAGE																																																																					



Mode	30																																							
	Band Edge - R																																							
	U-NII-2A_5.25-5.35_802.11ax HE160_CH50_Full_5250MHz																																							
ANT	5+6																																							
Pol.	Horizontal	Fundamental																																						
Peak	<p>Date: 2023-03-23</p> <p>Level (dBuV/m)</p> <p>Frequency (MHz)</p> <p>PART 15.407</p> <p>Site : 03CH01-SZ Condition: PART 15.407 3m HF_ANT(3117)_22 HORIZONTAL : RBW:1000.000kHz VBW:3000.000kHz Mode : 30 Setting : MCS0 Power setting 13.5 Plane : Y with Accessories : 352134980043864/352134980043872</p> <table border="1"> <thead> <tr> <th>Limit</th> <th>Margin</th> <th>Read</th> <th>Ant</th> <th>Cable</th> <th>Preamp</th> <th>APos</th> <th>TPos</th> <th>Remark</th> </tr> <tr> <th>Freq</th> <th>Level</th> <th>Line</th> <th>(dB)</th> <th>Level</th> <th>Factor</th> <th>Loss</th> <th>Factor</th> <th></th> </tr> <tr> <th>MHz</th> <th>dBuV/m</th> <th>dBuV/m</th> <th>dBuV</th> <th>dB/m</th> <th>dB</th> <th>dB</th> <th>cm</th> <th>deg</th> </tr> </thead> <tbody> <tr> <td>1</td> <td>5394.06</td> <td>62.73</td> <td>74.00</td> <td>-11.27</td> <td>49.08</td> <td>34.82</td> <td>10.91</td> <td>32.08</td> <td>148</td> <td>136 PEAK</td> </tr> </tbody> </table>	Limit	Margin	Read	Ant	Cable	Preamp	APos	TPos	Remark	Freq	Level	Line	(dB)	Level	Factor	Loss	Factor		MHz	dBuV/m	dBuV/m	dBuV	dB/m	dB	dB	cm	deg	1	5394.06	62.73	74.00	-11.27	49.08	34.82	10.91	32.08	148	136 PEAK	Blank
	Limit	Margin	Read	Ant	Cable	Preamp	APos	TPos	Remark																															
Freq	Level	Line	(dB)	Level	Factor	Loss	Factor																																	
MHz	dBuV/m	dBuV/m	dBuV	dB/m	dB	dB	cm	deg																																
1	5394.06	62.73	74.00	-11.27	49.08	34.82	10.91	32.08	148	136 PEAK																														
Avg	<p>Date: 2023-03-23</p> <p>Level (dBuV/m)</p> <p>Frequency (MHz)</p> <p>PART 15.407 AVG</p> <p>Site : 03CH01-SZ Condition: PART 15.407 AVG 3m HF_ANT(3117)_22 HORIZONTAL : RBW:1000.000kHz VBW:0.010kHz Mode : 30 Setting : MCS0 Power setting 13.5 Plane : Y with Accessories : 352134980043864/352134980043872</p> <table border="1"> <thead> <tr> <th>Limit</th> <th>Margin</th> <th>Read</th> <th>Ant</th> <th>Cable</th> <th>Preamp</th> <th>APos</th> <th>TPos</th> <th>Remark</th> </tr> <tr> <th>Freq</th> <th>Level</th> <th>Line</th> <th>(dB)</th> <th>Level</th> <th>Factor</th> <th>Loss</th> <th>Factor</th> <th></th> </tr> <tr> <th>MHz</th> <th>dBuV/m</th> <th>dBuV/m</th> <th>dBuV</th> <th>dB/m</th> <th>dB</th> <th>dB</th> <th>cm</th> <th>deg</th> </tr> </thead> <tbody> <tr> <td>1</td> <td>5401.20</td> <td>50.35</td> <td>54.00</td> <td>-3.65</td> <td>36.72</td> <td>34.82</td> <td>10.90</td> <td>32.09</td> <td>148</td> <td>136 AVERAGE</td> </tr> </tbody> </table>	Limit	Margin	Read	Ant	Cable	Preamp	APos	TPos	Remark	Freq	Level	Line	(dB)	Level	Factor	Loss	Factor		MHz	dBuV/m	dBuV/m	dBuV	dB/m	dB	dB	cm	deg	1	5401.20	50.35	54.00	-3.65	36.72	34.82	10.90	32.09	148	136 AVERAGE	Blank
Limit	Margin	Read	Ant	Cable	Preamp	APos	TPos	Remark																																
Freq	Level	Line	(dB)	Level	Factor	Loss	Factor																																	
MHz	dBuV/m	dBuV/m	dBuV	dB/m	dB	dB	cm	deg																																
1	5401.20	50.35	54.00	-3.65	36.72	34.82	10.90	32.09	148	136 AVERAGE																														



Mode	30																																																																															
	Band Edge - L																																																																															
	U-NII-2A_5.25-5.35_802.11ax HE160_CH50_Full_5250MHz																																																																															
ANT	5+6																																																																															
Pol.	Vertical	Fundamental																																																																														
Peak	 <p>Level (dBuV/m) vs Frequency (MHz) plot for Vertical mode. The plot shows a signal level around 52.5 dBuV/m until 5100 MHz, then rising to approximately 87.5 dBuV/m. A red horizontal line is drawn at 70.0 dBuV/m, labeled 'PART 15.407'. The date is 2023-03-23.</p> <p>Site : 03CH01-SZ Condition: PART 15.407 3m HF_ANT(3117)_22 VERTICAL : RBW:1000.000kHz VBW:3000.000kHz Mode : 30 Setting : MCS0 Power setting 13.5 Plane : Y with Accessories : 352134980043864/352134980043872</p> <table border="1"> <thead> <tr> <th>Limit</th> <th>Margin</th> <th>Read</th> <th>Ant</th> <th>Cable</th> <th>Preamp</th> <th>APos</th> <th>TPos</th> <th>Remark</th> </tr> <tr> <th>Freq</th> <th>Level</th> <th>Line</th> <th>(dB)</th> <th>Level</th> <th>Factor</th> <th>Loss</th> <th>Factor</th> <th></th> </tr> <tr> <th>MHz</th> <th>dBuV/m</th> <th>dBuV/m</th> <th>dBuV</th> <th>dB/m</th> <th>dB</th> <th>dB</th> <th>cm</th> <th>deg</th> </tr> </thead> <tbody> <tr> <td>1</td> <td>5114.25</td> <td>60.04</td> <td>74.00</td> <td>-13.96</td> <td>45.79</td> <td>34.88</td> <td>11.11</td> <td>31.74</td> <td>300</td> <td>80</td> <td>PEAK</td> </tr> </tbody> </table>	Limit	Margin	Read	Ant	Cable	Preamp	APos	TPos	Remark	Freq	Level	Line	(dB)	Level	Factor	Loss	Factor		MHz	dBuV/m	dBuV/m	dBuV	dB/m	dB	dB	cm	deg	1	5114.25	60.04	74.00	-13.96	45.79	34.88	11.11	31.74	300	80	PEAK	 <p>Level (dBuV/m) vs Frequency (MHz) plot for Fundamental mode. The plot shows a signal level around 52.5 dBuV/m until 5100 MHz, then rising to approximately 87.5 dBuV/m. A red horizontal line is drawn at 70.0 dBuV/m, labeled 'PART 15.407'. The date is 2023-03-26.</p> <p>Site : 03CH01-SZ Condition: PART 15.407 3m HF_ANT(3117)_22 VERTICAL : RBW:1000.000kHz VBW:3000.000kHz Mode : 30 Setting : MCS0 Power setting 13.5 Plane : Y with Accessories : 352134980043864/352134980043872</p> <table border="1"> <thead> <tr> <th>Limit</th> <th>Margin</th> <th>Read</th> <th>Ant</th> <th>Cable</th> <th>Preamp</th> <th>APos</th> <th>TPos</th> <th>Remark</th> </tr> <tr> <th>Freq</th> <th>Level</th> <th>Line</th> <th>(dB)</th> <th>Level</th> <th>Factor</th> <th>Loss</th> <th>Factor</th> <th></th> </tr> <tr> <th>MHz</th> <th>dBuV/m</th> <th>dBuV/m</th> <th>dBuV</th> <th>dB/m</th> <th>dB</th> <th>dB</th> <th>cm</th> <th>deg</th> </tr> </thead> <tbody> <tr> <td>1</td> <td>5250.00</td> <td>95.88</td> <td>-----</td> <td>-----</td> <td>81.92</td> <td>34.85</td> <td>11.02</td> <td>31.91</td> <td>300</td> <td>80</td> <td>PEAK</td> </tr> </tbody> </table>	Limit	Margin	Read	Ant	Cable	Preamp	APos	TPos	Remark	Freq	Level	Line	(dB)	Level	Factor	Loss	Factor		MHz	dBuV/m	dBuV/m	dBuV	dB/m	dB	dB	cm	deg	1	5250.00	95.88	-----	-----	81.92	34.85	11.02	31.91	300	80	PEAK
	Limit	Margin	Read	Ant	Cable	Preamp	APos	TPos	Remark																																																																							
Freq	Level	Line	(dB)	Level	Factor	Loss	Factor																																																																									
MHz	dBuV/m	dBuV/m	dBuV	dB/m	dB	dB	cm	deg																																																																								
1	5114.25	60.04	74.00	-13.96	45.79	34.88	11.11	31.74	300	80	PEAK																																																																					
Limit	Margin	Read	Ant	Cable	Preamp	APos	TPos	Remark																																																																								
Freq	Level	Line	(dB)	Level	Factor	Loss	Factor																																																																									
MHz	dBuV/m	dBuV/m	dBuV	dB/m	dB	dB	cm	deg																																																																								
1	5250.00	95.88	-----	-----	81.92	34.85	11.02	31.91	300	80	PEAK																																																																					
Avg	 <p>Level (dBuV/m) vs Frequency (MHz) plot for Vertical mode. The plot shows a signal level around 52.5 dBuV/m until 5100 MHz, then rising to approximately 87.5 dBuV/m. A red horizontal line is drawn at 52.5 dBuV/m, labeled 'PART 15.407 AVG'. The date is 2023-03-23.</p> <p>Site : 03CH01-SZ Condition: PART 15.407 AVG 3m HF_ANT(3117)_22 VERTICAL : RBW:1000.000kHz VBW:0.010kHz Mode : 30 Setting : MCS0 Power setting 13.5 Plane : Y with Accessories : 352134980043864/352134980043872</p> <table border="1"> <thead> <tr> <th>Limit</th> <th>Margin</th> <th>Read</th> <th>Ant</th> <th>Cable</th> <th>Preamp</th> <th>APos</th> <th>TPos</th> <th>Remark</th> </tr> <tr> <th>Freq</th> <th>Level</th> <th>Line</th> <th>(dB)</th> <th>Level</th> <th>Factor</th> <th>Loss</th> <th>Factor</th> <th></th> </tr> <tr> <th>MHz</th> <th>dBuV/m</th> <th>dBuV/m</th> <th>dBuV</th> <th>dB/m</th> <th>dB</th> <th>dB</th> <th>cm</th> <th>deg</th> </tr> </thead> <tbody> <tr> <td>1</td> <td>5118.75</td> <td>48.09</td> <td>54.00</td> <td>-5.91</td> <td>33.85</td> <td>34.88</td> <td>11.10</td> <td>31.74</td> <td>300</td> <td>80</td> <td>AVERAGE</td> </tr> </tbody> </table>	Limit	Margin	Read	Ant	Cable	Preamp	APos	TPos	Remark	Freq	Level	Line	(dB)	Level	Factor	Loss	Factor		MHz	dBuV/m	dBuV/m	dBuV	dB/m	dB	dB	cm	deg	1	5118.75	48.09	54.00	-5.91	33.85	34.88	11.10	31.74	300	80	AVERAGE	 <p>Level (dBuV/m) vs Frequency (MHz) plot for Fundamental mode. The plot shows a signal level around 52.5 dBuV/m until 5100 MHz, then rising to approximately 87.5 dBuV/m. A red horizontal line is drawn at 52.5 dBuV/m, labeled 'PART 15.407 AVG'. The date is 2023-03-26.</p> <p>Site : 03CH01-SZ Condition: PART 15.407 AVG 3m HF_ANT(3117)_22 VERTICAL : RBW:1000.000kHz VBW:0.010kHz Mode : 30 Setting : MCS0 Power setting 13.5 Plane : Y with Accessories : 352134980043864/352134980043872</p> <table border="1"> <thead> <tr> <th>Limit</th> <th>Margin</th> <th>Read</th> <th>Ant</th> <th>Cable</th> <th>Preamp</th> <th>APos</th> <th>TPos</th> <th>Remark</th> </tr> <tr> <th>Freq</th> <th>Level</th> <th>Line</th> <th>(dB)</th> <th>Level</th> <th>Factor</th> <th>Loss</th> <th>Factor</th> <th></th> </tr> <tr> <th>MHz</th> <th>dBuV/m</th> <th>dBuV/m</th> <th>dBuV</th> <th>dB/m</th> <th>dB</th> <th>dB</th> <th>cm</th> <th>deg</th> </tr> </thead> <tbody> <tr> <td>1</td> <td>5250.00</td> <td>87.12</td> <td>-----</td> <td>-----</td> <td>73.16</td> <td>34.85</td> <td>11.02</td> <td>31.91</td> <td>300</td> <td>80</td> <td>AVERAGE</td> </tr> </tbody> </table>	Limit	Margin	Read	Ant	Cable	Preamp	APos	TPos	Remark	Freq	Level	Line	(dB)	Level	Factor	Loss	Factor		MHz	dBuV/m	dBuV/m	dBuV	dB/m	dB	dB	cm	deg	1	5250.00	87.12	-----	-----	73.16	34.85	11.02	31.91	300	80	AVERAGE
Limit	Margin	Read	Ant	Cable	Preamp	APos	TPos	Remark																																																																								
Freq	Level	Line	(dB)	Level	Factor	Loss	Factor																																																																									
MHz	dBuV/m	dBuV/m	dBuV	dB/m	dB	dB	cm	deg																																																																								
1	5118.75	48.09	54.00	-5.91	33.85	34.88	11.10	31.74	300	80	AVERAGE																																																																					
Limit	Margin	Read	Ant	Cable	Preamp	APos	TPos	Remark																																																																								
Freq	Level	Line	(dB)	Level	Factor	Loss	Factor																																																																									
MHz	dBuV/m	dBuV/m	dBuV	dB/m	dB	dB	cm	deg																																																																								
1	5250.00	87.12	-----	-----	73.16	34.85	11.02	31.91	300	80	AVERAGE																																																																					

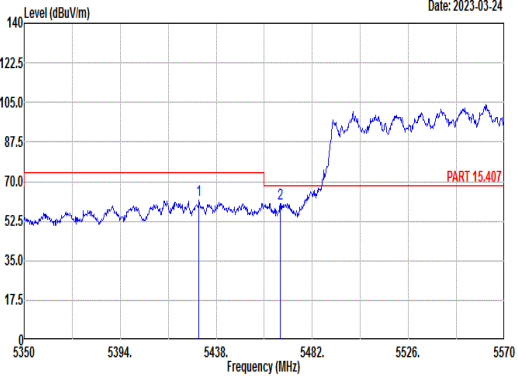
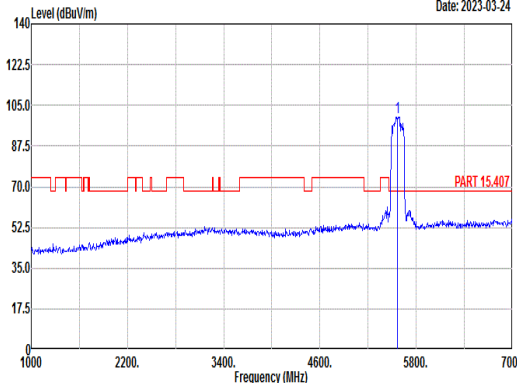
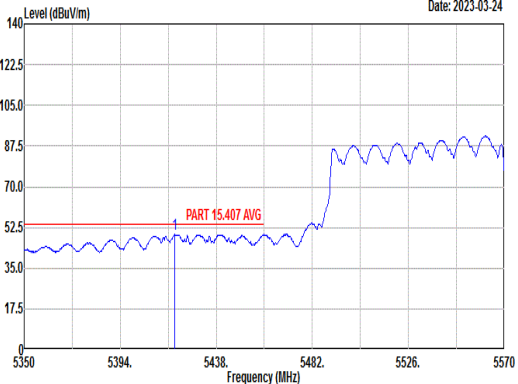
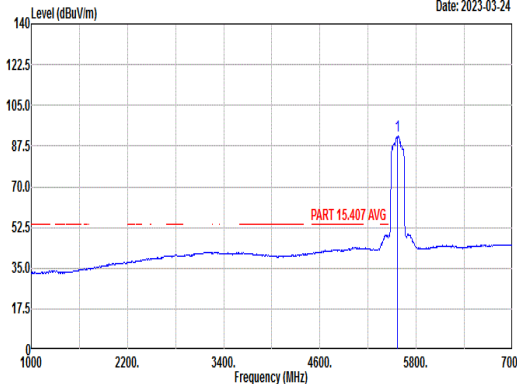


Mode	30																																								
	Band Edge - R																																								
	U-NII-2A_5.25-5.35_802.11ax HE160_CH50_Full_5250MHz																																								
ANT	5+6																																								
Pol.	Vertical	Fundamental																																							
Peak	<p>Date: 2023-03-23</p> <p>Site : 03CH01-SZ Condition: PART 15.407 3m HF_ANT(3117)_22 VERTICAL : RBW:1000.000kHz VBW:3000.000kHz Mode : 30 Setting : MCS0 Power setting 13.5 Plane : Y with Accessories : 352134980043864/352134980043872</p> <table border="1"> <thead> <tr> <th>Limit</th> <th>Margin</th> <th>Read</th> <th>Ant</th> <th>Cable</th> <th>Preamp</th> <th>APos</th> <th>TPos</th> <th>Remark</th> </tr> <tr> <th>Freq</th> <th>Level</th> <th>Line</th> <th>(dB)</th> <th>Level</th> <th>Factor</th> <th>Loss</th> <th>Factor</th> <th></th> </tr> <tr> <th>MHz</th> <th>dBuV/m</th> <th>dBuV/m</th> <th>dBuV</th> <th>dB/m</th> <th>dB</th> <th>dB</th> <th>cm</th> <th>deg</th> </tr> </thead> <tbody> <tr> <td>1</td> <td>5405.19</td> <td>60.15</td> <td>74.00</td> <td>-13.85</td> <td>46.53</td> <td>34.82</td> <td>10.90</td> <td>32.10</td> <td>300</td> <td>80</td> <td>PEAK</td> </tr> </tbody> </table>	Limit	Margin	Read	Ant	Cable	Preamp	APos	TPos	Remark	Freq	Level	Line	(dB)	Level	Factor	Loss	Factor		MHz	dBuV/m	dBuV/m	dBuV	dB/m	dB	dB	cm	deg	1	5405.19	60.15	74.00	-13.85	46.53	34.82	10.90	32.10	300	80	PEAK	Blank
	Limit	Margin	Read	Ant	Cable	Preamp	APos	TPos	Remark																																
Freq	Level	Line	(dB)	Level	Factor	Loss	Factor																																		
MHz	dBuV/m	dBuV/m	dBuV	dB/m	dB	dB	cm	deg																																	
1	5405.19	60.15	74.00	-13.85	46.53	34.82	10.90	32.10	300	80	PEAK																														
Avg	<p>Date: 2023-03-23</p> <p>Site : 03CH01-SZ Condition: PART 15.407 AVG 3m HF_ANT(3117)_22 VERTICAL : RBW:1000.000kHz VBW:0.010kHz Mode : 30 Setting : MCS0 Power setting 13.5 Plane : Y with Accessories : 352134980043864/352134980043872</p> <table border="1"> <thead> <tr> <th>Limit</th> <th>Margin</th> <th>Read</th> <th>Ant</th> <th>Cable</th> <th>Preamp</th> <th>APos</th> <th>TPos</th> <th>Remark</th> </tr> <tr> <th>Freq</th> <th>Level</th> <th>Line</th> <th>(dB)</th> <th>Level</th> <th>Factor</th> <th>Loss</th> <th>Factor</th> <th></th> </tr> <tr> <th>MHz</th> <th>dBuV/m</th> <th>dBuV/m</th> <th>dBuV</th> <th>dB/m</th> <th>dB</th> <th>dB</th> <th>cm</th> <th>deg</th> </tr> </thead> <tbody> <tr> <td>1</td> <td>5402.46</td> <td>48.85</td> <td>54.00</td> <td>-5.15</td> <td>35.22</td> <td>34.82</td> <td>10.90</td> <td>32.09</td> <td>300</td> <td>80</td> <td>AVERAGE</td> </tr> </tbody> </table>	Limit	Margin	Read	Ant	Cable	Preamp	APos	TPos	Remark	Freq	Level	Line	(dB)	Level	Factor	Loss	Factor		MHz	dBuV/m	dBuV/m	dBuV	dB/m	dB	dB	cm	deg	1	5402.46	48.85	54.00	-5.15	35.22	34.82	10.90	32.09	300	80	AVERAGE	Blank
Limit	Margin	Read	Ant	Cable	Preamp	APos	TPos	Remark																																	
Freq	Level	Line	(dB)	Level	Factor	Loss	Factor																																		
MHz	dBuV/m	dBuV/m	dBuV	dB/m	dB	dB	cm	deg																																	
1	5402.46	48.85	54.00	-5.15	35.22	34.82	10.90	32.09	300	80	AVERAGE																														



Mode	30																																																																																																	
	Harmonic																																																																																																	
	U-NII-2A_5.25-5.35_802.11ax HE160_CH50_Full_5250MHz																																																																																																	
ANT	5+6																																																																																																	
Pol.	Horizontal	Vertical																																																																																																
Peak Avg	<p>Site : 03CH01-SZ Condition: PART 15.407 3m HF_ANT(3117)_22 HORIZONTAL Mode : 30 IMEI : 352134980043864/352134980043872 Plane : Y with Accessories : MCS0 Power setting 13.5</p> <table border="1"> <thead> <tr> <th>Limit</th> <th>Read</th> <th>Ant</th> <th>Cable</th> <th>Preamp</th> <th>Apos</th> <th>Tpos</th> <th>Remark</th> </tr> <tr> <th>Freq</th> <th>Level</th> <th>Line</th> <th>Margin</th> <th>Level</th> <th>Factor</th> <th>Loss</th> <th>Factor</th> </tr> <tr> <th>MHz</th> <th>dBuV/m</th> <th>dBuV/m</th> <th>dB</th> <th>dBuV</th> <th>dB/m</th> <th>dB</th> <th>dB</th> </tr> </thead> <tbody> <tr> <td>1</td> <td>10500.00</td> <td>50.73</td> <td>68.30</td> <td>-17.57</td> <td>47.79</td> <td>39.50</td> <td>14.24</td> <td>50.80</td> <td>---</td> <td>---</td> <td>Peak</td> </tr> <tr> <td>2</td> <td>15750.00</td> <td>47.23</td> <td>74.00</td> <td>-26.77</td> <td>39.86</td> <td>41.95</td> <td>17.02</td> <td>51.60</td> <td>---</td> <td>---</td> <td>Peak</td> </tr> </tbody> </table>	Limit	Read	Ant	Cable	Preamp	Apos	Tpos	Remark	Freq	Level	Line	Margin	Level	Factor	Loss	Factor	MHz	dBuV/m	dBuV/m	dB	dBuV	dB/m	dB	dB	1	10500.00	50.73	68.30	-17.57	47.79	39.50	14.24	50.80	---	---	Peak	2	15750.00	47.23	74.00	-26.77	39.86	41.95	17.02	51.60	---	---	Peak	<p>Site : 03CH01-SZ Condition: PART 15.407 3m HF_ANT(3117)_22 VERTICAL Mode : 30 IMEI : 352134980043864/352134980043872 Plane : Y with Accessories : MCS0 Power setting 13.5</p> <table border="1"> <thead> <tr> <th>Limit</th> <th>Read</th> <th>Ant</th> <th>Cable</th> <th>Preamp</th> <th>Apos</th> <th>Tpos</th> <th>Remark</th> </tr> <tr> <th>Freq</th> <th>Level</th> <th>Line</th> <th>Margin</th> <th>Level</th> <th>Factor</th> <th>Loss</th> <th>Factor</th> </tr> <tr> <th>MHz</th> <th>dBuV/m</th> <th>dBuV/m</th> <th>dB</th> <th>dBuV</th> <th>dB/m</th> <th>dB</th> <th>dB</th> </tr> </thead> <tbody> <tr> <td>1</td> <td>10500.00</td> <td>49.83</td> <td>68.30</td> <td>-18.47</td> <td>46.89</td> <td>39.50</td> <td>14.24</td> <td>50.80</td> <td>---</td> <td>---</td> <td>Peak</td> </tr> <tr> <td>2</td> <td>15750.00</td> <td>47.41</td> <td>74.00</td> <td>-26.59</td> <td>40.04</td> <td>41.95</td> <td>17.02</td> <td>51.60</td> <td>---</td> <td>---</td> <td>Peak</td> </tr> </tbody> </table>	Limit	Read	Ant	Cable	Preamp	Apos	Tpos	Remark	Freq	Level	Line	Margin	Level	Factor	Loss	Factor	MHz	dBuV/m	dBuV/m	dB	dBuV	dB/m	dB	dB	1	10500.00	49.83	68.30	-18.47	46.89	39.50	14.24	50.80	---	---	Peak	2	15750.00	47.41	74.00	-26.59	40.04	41.95	17.02	51.60	---	---	Peak
	Limit	Read	Ant	Cable	Preamp	Apos	Tpos	Remark																																																																																										
Freq	Level	Line	Margin	Level	Factor	Loss	Factor																																																																																											
MHz	dBuV/m	dBuV/m	dB	dBuV	dB/m	dB	dB																																																																																											
1	10500.00	50.73	68.30	-17.57	47.79	39.50	14.24	50.80	---	---	Peak																																																																																							
2	15750.00	47.23	74.00	-26.77	39.86	41.95	17.02	51.60	---	---	Peak																																																																																							
Limit	Read	Ant	Cable	Preamp	Apos	Tpos	Remark																																																																																											
Freq	Level	Line	Margin	Level	Factor	Loss	Factor																																																																																											
MHz	dBuV/m	dBuV/m	dB	dBuV	dB/m	dB	dB																																																																																											
1	10500.00	49.83	68.30	-18.47	46.89	39.50	14.24	50.80	---	---	Peak																																																																																							
2	15750.00	47.41	74.00	-26.59	40.04	41.95	17.02	51.60	---	---	Peak																																																																																							

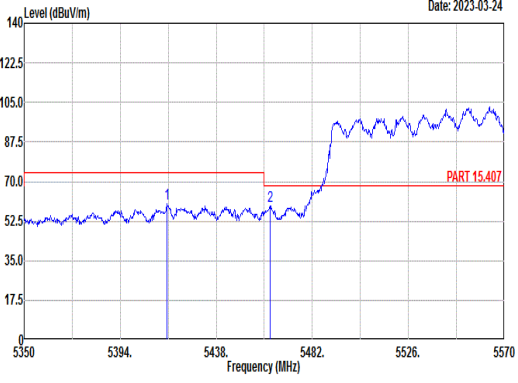
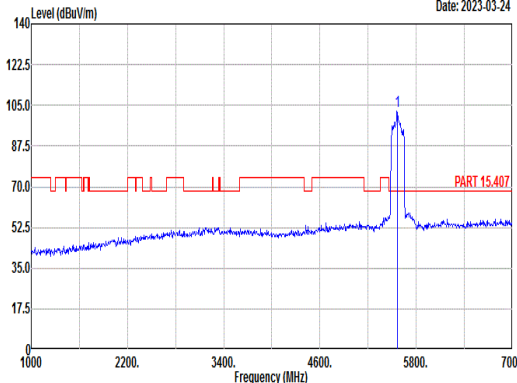
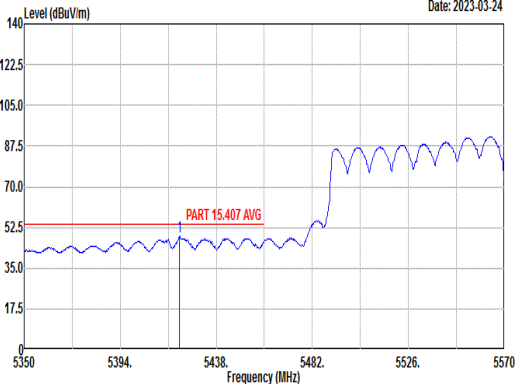
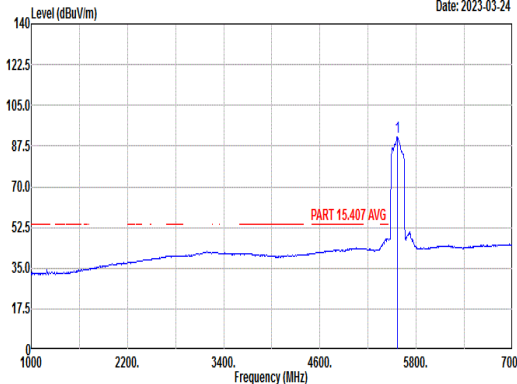


Mode	31																																																																																					
	Band Edge - L																																																																																					
	U-NII-2C_5.47-5.725_802.11ax HE160_CH114_Full_5570MHz																																																																																					
ANT	5+6																																																																																					
Pol.	Horizontal	Fundamental																																																																																				
Peak	 <p>Level (dBuV/m) vs Frequency (MHz) plot for Horizontal polarization. The y-axis ranges from 0 to 140 dBuV/m, and the x-axis ranges from 5350 to 5570 MHz. A red horizontal line indicates the limit at 70.0 dBuV/m. A blue line shows the measured signal, which rises above the limit starting around 5480 MHz. A peak is marked at 5467.26 MHz.</p> <p>Date: 2023-03-24</p> <p>Site : 03CH01-SZ Condition: PART 15.407 3m HF_ANT(3117)_22 HORIZONTAL : RBW:1000.000kHz VBW:3000.000kHz Mode : 31 Setting : MCS0 Power setting 15 Plane : Y with Accessories : 352134980043864/352134980043872</p> <table border="1"> <thead> <tr> <th>Peak</th> <th>Freq</th> <th>Level</th> <th>Limit</th> <th>Margin</th> <th>Read</th> <th>Ant</th> <th>Cable</th> <th>Preamp</th> <th>APos</th> <th>TPos</th> <th>Remark</th> </tr> <tr> <th></th> <th>MHz</th> <th>dBuV/m</th> <th>dBuV/m</th> <th>(dB)</th> <th>dBuV</th> <th>dB/m</th> <th>dB</th> <th>dB</th> <th>cm</th> <th>deg</th> <th></th> </tr> </thead> <tbody> <tr> <td>1</td> <td>5430.08</td> <td>61.56</td> <td>74.00</td> <td>-12.44</td> <td>47.88</td> <td>34.81</td> <td>11.00</td> <td>32.13</td> <td>200</td> <td>49</td> <td>PEAK</td> </tr> <tr> <td>2</td> <td>5467.26</td> <td>60.45</td> <td>68.30</td> <td>-7.85</td> <td>46.66</td> <td>34.81</td> <td>11.15</td> <td>32.17</td> <td>200</td> <td>49</td> <td>PEAK</td> </tr> </tbody> </table>	Peak	Freq	Level	Limit	Margin	Read	Ant	Cable	Preamp	APos	TPos	Remark		MHz	dBuV/m	dBuV/m	(dB)	dBuV	dB/m	dB	dB	cm	deg		1	5430.08	61.56	74.00	-12.44	47.88	34.81	11.00	32.13	200	49	PEAK	2	5467.26	60.45	68.30	-7.85	46.66	34.81	11.15	32.17	200	49	PEAK	 <p>Level (dBuV/m) vs Frequency (MHz) plot for Fundamental polarization. The y-axis ranges from 0 to 140 dBuV/m, and the x-axis ranges from 1000 to 7000 MHz. A red horizontal line indicates the limit at 70.0 dBuV/m. A blue line shows the measured signal, which has a sharp peak at 5570.00 MHz. A peak is marked at 5570.00 MHz.</p> <p>Date: 2023-03-24</p> <p>Site : 03CH01-SZ Condition: PART 15.407 3m HF_ANT(3117)_22 HORIZONTAL : RBW:1000.000kHz VBW:3000.000kHz Mode : 31 Setting : MCS0 Power setting 15 Plane : Y with Accessories : 352134980043864/352134980043872</p> <table border="1"> <thead> <tr> <th>Peak</th> <th>Freq</th> <th>Level</th> <th>Limit</th> <th>Margin</th> <th>Read</th> <th>Ant</th> <th>Cable</th> <th>Preamp</th> <th>APos</th> <th>TPos</th> <th>Remark</th> </tr> <tr> <th></th> <th>MHz</th> <th>dBuV/m</th> <th>dBuV/m</th> <th>(dB)</th> <th>dBuV</th> <th>dB/m</th> <th>dB</th> <th>dB</th> <th>cm</th> <th>deg</th> <th></th> </tr> </thead> <tbody> <tr> <td>1</td> <td>5570.00</td> <td>99.97</td> <td>85.75</td> <td>14.22</td> <td>85.75</td> <td>34.90</td> <td>11.58</td> <td>32.26</td> <td>200</td> <td>49</td> <td>PEAK</td> </tr> </tbody> </table>	Peak	Freq	Level	Limit	Margin	Read	Ant	Cable	Preamp	APos	TPos	Remark		MHz	dBuV/m	dBuV/m	(dB)	dBuV	dB/m	dB	dB	cm	deg		1	5570.00	99.97	85.75	14.22	85.75	34.90	11.58	32.26	200	49	PEAK
	Peak	Freq	Level	Limit	Margin	Read	Ant	Cable	Preamp	APos	TPos	Remark																																																																										
	MHz	dBuV/m	dBuV/m	(dB)	dBuV	dB/m	dB	dB	cm	deg																																																																												
1	5430.08	61.56	74.00	-12.44	47.88	34.81	11.00	32.13	200	49	PEAK																																																																											
2	5467.26	60.45	68.30	-7.85	46.66	34.81	11.15	32.17	200	49	PEAK																																																																											
Peak	Freq	Level	Limit	Margin	Read	Ant	Cable	Preamp	APos	TPos	Remark																																																																											
	MHz	dBuV/m	dBuV/m	(dB)	dBuV	dB/m	dB	dB	cm	deg																																																																												
1	5570.00	99.97	85.75	14.22	85.75	34.90	11.58	32.26	200	49	PEAK																																																																											
Avg	 <p>Level (dBuV/m) vs Frequency (MHz) plot for Horizontal polarization, Average. The y-axis ranges from 0 to 140 dBuV/m, and the x-axis ranges from 5350 to 5570 MHz. A red horizontal line indicates the limit at 52.5 dBuV/m. A blue line shows the averaged measured signal, which rises above the limit starting around 5480 MHz. A peak is marked at 5418.86 MHz.</p> <p>Date: 2023-03-24</p> <p>Site : 03CH01-SZ Condition: PART 15.407 AVG 3m HF_ANT(3117)_22 HORIZONTAL : RBW:1000.000kHz VBW:0.010kHz Mode : 31 Setting : MCS0 Power setting 15 Plane : Y with Accessories : 352134980043864/352134980043872</p> <table border="1"> <thead> <tr> <th>Peak</th> <th>Freq</th> <th>Level</th> <th>Limit</th> <th>Margin</th> <th>Read</th> <th>Ant</th> <th>Cable</th> <th>Preamp</th> <th>APos</th> <th>TPos</th> <th>Remark</th> </tr> <tr> <th></th> <th>MHz</th> <th>dBuV/m</th> <th>dBuV/m</th> <th>(dB)</th> <th>dBuV</th> <th>dB/m</th> <th>dB</th> <th>dB</th> <th>cm</th> <th>deg</th> <th></th> </tr> </thead> <tbody> <tr> <td>1</td> <td>5418.86</td> <td>49.64</td> <td>54.00</td> <td>-4.36</td> <td>35.98</td> <td>34.82</td> <td>10.95</td> <td>32.11</td> <td>200</td> <td>49</td> <td>AVERAGE</td> </tr> </tbody> </table>	Peak	Freq	Level	Limit	Margin	Read	Ant	Cable	Preamp	APos	TPos	Remark		MHz	dBuV/m	dBuV/m	(dB)	dBuV	dB/m	dB	dB	cm	deg		1	5418.86	49.64	54.00	-4.36	35.98	34.82	10.95	32.11	200	49	AVERAGE	 <p>Level (dBuV/m) vs Frequency (MHz) plot for Fundamental polarization, Average. The y-axis ranges from 0 to 140 dBuV/m, and the x-axis ranges from 1000 to 7000 MHz. A red horizontal line indicates the limit at 52.5 dBuV/m. A blue line shows the averaged measured signal, which has a sharp peak at 5570.00 MHz. A peak is marked at 5570.00 MHz.</p> <p>Date: 2023-03-24</p> <p>Site : 03CH01-SZ Condition: PART 15.407 AVG 3m HF_ANT(3117)_22 HORIZONTAL : RBW:1000.000kHz VBW:0.010kHz Mode : 31 Setting : MCS0 Power setting 15 Plane : Y with Accessories : 352134980043864/352134980043872</p> <table border="1"> <thead> <tr> <th>Peak</th> <th>Freq</th> <th>Level</th> <th>Limit</th> <th>Margin</th> <th>Read</th> <th>Ant</th> <th>Cable</th> <th>Preamp</th> <th>APos</th> <th>TPos</th> <th>Remark</th> </tr> <tr> <th></th> <th>MHz</th> <th>dBuV/m</th> <th>dBuV/m</th> <th>(dB)</th> <th>dBuV</th> <th>dB/m</th> <th>dB</th> <th>dB</th> <th>cm</th> <th>deg</th> <th></th> </tr> </thead> <tbody> <tr> <td>1</td> <td>5570.00</td> <td>91.76</td> <td>77.54</td> <td>14.22</td> <td>77.54</td> <td>34.90</td> <td>11.58</td> <td>32.26</td> <td>200</td> <td>49</td> <td>AVERAGE</td> </tr> </tbody> </table>	Peak	Freq	Level	Limit	Margin	Read	Ant	Cable	Preamp	APos	TPos	Remark		MHz	dBuV/m	dBuV/m	(dB)	dBuV	dB/m	dB	dB	cm	deg		1	5570.00	91.76	77.54	14.22	77.54	34.90	11.58	32.26	200	49	AVERAGE												
Peak	Freq	Level	Limit	Margin	Read	Ant	Cable	Preamp	APos	TPos	Remark																																																																											
	MHz	dBuV/m	dBuV/m	(dB)	dBuV	dB/m	dB	dB	cm	deg																																																																												
1	5418.86	49.64	54.00	-4.36	35.98	34.82	10.95	32.11	200	49	AVERAGE																																																																											
Peak	Freq	Level	Limit	Margin	Read	Ant	Cable	Preamp	APos	TPos	Remark																																																																											
	MHz	dBuV/m	dBuV/m	(dB)	dBuV	dB/m	dB	dB	cm	deg																																																																												
1	5570.00	91.76	77.54	14.22	77.54	34.90	11.58	32.26	200	49	AVERAGE																																																																											



Mode	31																																					
	Band Edge - R																																					
	U-NII-2C_5.47-5.725_802.11ax HE160_CH114_Full_5570MHz																																					
ANT	5+6																																					
Pol.	Horizontal	Fundamental																																				
Peak	<p>Date: 2023-03-24</p> <p>Site : 03CH01-SZ Condition: PART 15.407 3m HF_ANT(3117)_22 HORIZONTAL : RBW:1000.000kHz VBW:3000.000kHz Mode : 31 Setting : MCS0 Power setting 15 Plane : Y with Accessories : 352134980043864/352134980043872</p> <table border="1"> <thead> <tr> <th>Limit</th> <th>Margin</th> <th>Read</th> <th>Ant</th> <th>Cable</th> <th>Preamp</th> <th>APos</th> <th>TPos</th> <th>Remark</th> </tr> <tr> <th>Freq</th> <th>Level</th> <th>Line</th> <th>Level</th> <th>Factor</th> <th>Loss</th> <th>Factor</th> <th>cm</th> <th>deg</th> </tr> <tr> <th>MHz</th> <th>dBuV/m</th> <th>dBuV/m</th> <th>dBuV</th> <th>dB/m</th> <th>dB</th> <th>dB</th> <th>cm</th> <th>deg</th> </tr> </thead> <tbody> <tr> <td>1 5726.39</td> <td>62.25</td> <td>68.30</td> <td>-6.05</td> <td>47.87</td> <td>35.12</td> <td>11.65</td> <td>32.39</td> <td>200 49 PEAK</td> </tr> </tbody> </table>	Limit	Margin	Read	Ant	Cable	Preamp	APos	TPos	Remark	Freq	Level	Line	Level	Factor	Loss	Factor	cm	deg	MHz	dBuV/m	dBuV/m	dBuV	dB/m	dB	dB	cm	deg	1 5726.39	62.25	68.30	-6.05	47.87	35.12	11.65	32.39	200 49 PEAK	Blank
Limit	Margin	Read	Ant	Cable	Preamp	APos	TPos	Remark																														
Freq	Level	Line	Level	Factor	Loss	Factor	cm	deg																														
MHz	dBuV/m	dBuV/m	dBuV	dB/m	dB	dB	cm	deg																														
1 5726.39	62.25	68.30	-6.05	47.87	35.12	11.65	32.39	200 49 PEAK																														



		31																																																																																										
Mode	Band Edge - L																																																																																											
	U-NII-2C_5.47-5.725_802.11ax HE160_CH114_Full_5570MHz																																																																																											
ANT	5+6																																																																																											
Pol.	Vertical	Fundamental																																																																																										
Peak	 <p>Level (dBuV/m) vs Frequency (MHz) plot for Vertical polarization. The plot shows a blue signal line with a red limit line at 70.0 dBuV/m. Two peaks are marked with vertical lines and labeled '1' and '2'. The date is 2023-03-24.</p> <p>Site : 03CH01-SZ Condition: PART 15.407 3m HF_ANT(3117)_22 VERTICAL : RBW:1000.000kHz VBW:3000.000kHz Mode : 31 Setting : MCS0 Power setting 15 Plane : Y with Accessories : 352134980043864/352134980043872</p> <table border="1"> <thead> <tr> <th>Limit</th> <th>Margin</th> <th>Read</th> <th>Ant</th> <th>Cable</th> <th>Preamp</th> <th>APos</th> <th>TPos</th> <th>Remark</th> </tr> <tr> <th>Freq</th> <th>Level</th> <th>Line</th> <th>(dB)</th> <th>Level</th> <th>Factor</th> <th>Loss</th> <th>Factor</th> <th></th> </tr> <tr> <th>MHz</th> <th>dBuV/m</th> <th>dBuV/m</th> <th>dB</th> <th>dB/m</th> <th>dB</th> <th>dB</th> <th>cm</th> <th>deg</th> </tr> </thead> <tbody> <tr> <td>1</td> <td>5415.34</td> <td>60.15</td> <td>74.00</td> <td>-13.85</td> <td>46.51</td> <td>34.82</td> <td>10.93</td> <td>32.11</td> <td>244</td> <td>295</td> <td>PEAK</td> </tr> <tr> <td>2</td> <td>5462.64</td> <td>59.06</td> <td>68.30</td> <td>-9.24</td> <td>45.29</td> <td>34.81</td> <td>11.13</td> <td>32.17</td> <td>244</td> <td>295</td> <td>PEAK</td> </tr> </tbody> </table>	Limit	Margin	Read	Ant	Cable	Preamp	APos	TPos	Remark	Freq	Level	Line	(dB)	Level	Factor	Loss	Factor		MHz	dBuV/m	dBuV/m	dB	dB/m	dB	dB	cm	deg	1	5415.34	60.15	74.00	-13.85	46.51	34.82	10.93	32.11	244	295	PEAK	2	5462.64	59.06	68.30	-9.24	45.29	34.81	11.13	32.17	244	295	PEAK	 <p>Level (dBuV/m) vs Frequency (MHz) plot for Fundamental polarization. The plot shows a blue signal line with a red limit line at 70.0 dBuV/m. A single sharp peak is marked with a vertical line and labeled '1'. The date is 2023-03-24.</p> <p>Site : 03CH01-SZ Condition: PART 15.407 3m HF_ANT(3117)_22 VERTICAL : RBW:1000.000kHz VBW:3000.000kHz Mode : 31 Setting : MCS0 Power setting 15 Plane : Y with Accessories : 352134980043864/352134980043872</p> <table border="1"> <thead> <tr> <th>Limit</th> <th>Margin</th> <th>Read</th> <th>Ant</th> <th>Cable</th> <th>Preamp</th> <th>APos</th> <th>TPos</th> <th>Remark</th> </tr> <tr> <th>Freq</th> <th>Level</th> <th>Line</th> <th>(dB)</th> <th>Level</th> <th>Factor</th> <th>Loss</th> <th>Factor</th> <th></th> </tr> <tr> <th>MHz</th> <th>dBuV/m</th> <th>dBuV/m</th> <th>dB</th> <th>dB/m</th> <th>dB</th> <th>dB</th> <th>cm</th> <th>deg</th> </tr> </thead> <tbody> <tr> <td>1</td> <td>5570.00</td> <td>102.32</td> <td>-----</td> <td>-----</td> <td>88.10</td> <td>34.90</td> <td>11.58</td> <td>32.26</td> <td>244</td> <td>295</td> <td>PEAK</td> </tr> </tbody> </table>	Limit	Margin	Read	Ant	Cable	Preamp	APos	TPos	Remark	Freq	Level	Line	(dB)	Level	Factor	Loss	Factor		MHz	dBuV/m	dBuV/m	dB	dB/m	dB	dB	cm	deg	1	5570.00	102.32	-----	-----	88.10	34.90	11.58	32.26	244	295	PEAK
	Limit	Margin	Read	Ant	Cable	Preamp	APos	TPos	Remark																																																																																			
Freq	Level	Line	(dB)	Level	Factor	Loss	Factor																																																																																					
MHz	dBuV/m	dBuV/m	dB	dB/m	dB	dB	cm	deg																																																																																				
1	5415.34	60.15	74.00	-13.85	46.51	34.82	10.93	32.11	244	295	PEAK																																																																																	
2	5462.64	59.06	68.30	-9.24	45.29	34.81	11.13	32.17	244	295	PEAK																																																																																	
Limit	Margin	Read	Ant	Cable	Preamp	APos	TPos	Remark																																																																																				
Freq	Level	Line	(dB)	Level	Factor	Loss	Factor																																																																																					
MHz	dBuV/m	dBuV/m	dB	dB/m	dB	dB	cm	deg																																																																																				
1	5570.00	102.32	-----	-----	88.10	34.90	11.58	32.26	244	295	PEAK																																																																																	
Avg	 <p>Level (dBuV/m) vs Frequency (MHz) plot for Vertical polarization, Average mode. The plot shows a blue signal line with a red limit line at 52.5 dBuV/m. A peak is marked with a vertical line and labeled '1'. The date is 2023-03-24.</p> <p>Site : 03CH01-SZ Condition: PART 15.407 AVG 3m HF_ANT(3117)_22 VERTICAL : RBW:1000.000kHz VBW:0.010kHz Mode : 31 Setting : MCS0 Power setting 15 Plane : Y with Accessories : 352134980043864/352134980043872</p> <table border="1"> <thead> <tr> <th>Limit</th> <th>Margin</th> <th>Read</th> <th>Ant</th> <th>Cable</th> <th>Preamp</th> <th>APos</th> <th>TPos</th> <th>Remark</th> </tr> <tr> <th>Freq</th> <th>Level</th> <th>Line</th> <th>(dB)</th> <th>Level</th> <th>Factor</th> <th>Loss</th> <th>Factor</th> <th></th> </tr> <tr> <th>MHz</th> <th>dBuV/m</th> <th>dBuV/m</th> <th>dB</th> <th>dB/m</th> <th>dB</th> <th>dB</th> <th>cm</th> <th>deg</th> </tr> </thead> <tbody> <tr> <td>1</td> <td>5421.06</td> <td>48.43</td> <td>54.00</td> <td>-5.57</td> <td>34.77</td> <td>34.82</td> <td>10.96</td> <td>32.12</td> <td>244</td> <td>295</td> <td>AVERAGE</td> </tr> </tbody> </table>	Limit	Margin	Read	Ant	Cable	Preamp	APos	TPos	Remark	Freq	Level	Line	(dB)	Level	Factor	Loss	Factor		MHz	dBuV/m	dBuV/m	dB	dB/m	dB	dB	cm	deg	1	5421.06	48.43	54.00	-5.57	34.77	34.82	10.96	32.12	244	295	AVERAGE	 <p>Level (dBuV/m) vs Frequency (MHz) plot for Fundamental polarization, Average mode. The plot shows a blue signal line with a red limit line at 52.5 dBuV/m. A peak is marked with a vertical line and labeled '1'. The date is 2023-03-24.</p> <p>Site : 03CH01-SZ Condition: PART 15.407 AVG 3m HF_ANT(3117)_22 VERTICAL : RBW:1000.000kHz VBW:0.010kHz Mode : 31 Setting : MCS0 Power setting 15 Plane : Y with Accessories : 352134980043864/352134980043872</p> <table border="1"> <thead> <tr> <th>Limit</th> <th>Margin</th> <th>Read</th> <th>Ant</th> <th>Cable</th> <th>Preamp</th> <th>APos</th> <th>TPos</th> <th>Remark</th> </tr> <tr> <th>Freq</th> <th>Level</th> <th>Line</th> <th>(dB)</th> <th>Level</th> <th>Factor</th> <th>Loss</th> <th>Factor</th> <th></th> </tr> <tr> <th>MHz</th> <th>dBuV/m</th> <th>dBuV/m</th> <th>dB</th> <th>dB/m</th> <th>dB</th> <th>dB</th> <th>cm</th> <th>deg</th> </tr> </thead> <tbody> <tr> <td>1</td> <td>5570.00</td> <td>91.36</td> <td>-----</td> <td>-----</td> <td>77.14</td> <td>34.90</td> <td>11.58</td> <td>32.26</td> <td>244</td> <td>295</td> <td>AVERAGE</td> </tr> </tbody> </table>	Limit	Margin	Read	Ant	Cable	Preamp	APos	TPos	Remark	Freq	Level	Line	(dB)	Level	Factor	Loss	Factor		MHz	dBuV/m	dBuV/m	dB	dB/m	dB	dB	cm	deg	1	5570.00	91.36	-----	-----	77.14	34.90	11.58	32.26	244	295	AVERAGE												
Limit	Margin	Read	Ant	Cable	Preamp	APos	TPos	Remark																																																																																				
Freq	Level	Line	(dB)	Level	Factor	Loss	Factor																																																																																					
MHz	dBuV/m	dBuV/m	dB	dB/m	dB	dB	cm	deg																																																																																				
1	5421.06	48.43	54.00	-5.57	34.77	34.82	10.96	32.12	244	295	AVERAGE																																																																																	
Limit	Margin	Read	Ant	Cable	Preamp	APos	TPos	Remark																																																																																				
Freq	Level	Line	(dB)	Level	Factor	Loss	Factor																																																																																					
MHz	dBuV/m	dBuV/m	dB	dB/m	dB	dB	cm	deg																																																																																				
1	5570.00	91.36	-----	-----	77.14	34.90	11.58	32.26	244	295	AVERAGE																																																																																	



Mode	31																																							
	Band Edge - R																																							
	U-NII-2C_5.47-5.725_802.11ax HE160_CH114_Full_5570MHz																																							
ANT	5+6																																							
Pol.	Vertical	Fundamental																																						
Peak	<p>Date: 2023-03-24</p> <p>Site : 03CH01-SZ Condition: PART 15.407 3m HF_ANT(3117)_22 VERTICAL : RBW:1000.000kHz VBW:3000.000kHz Mode : 31 Setting : MCS0 Power setting 15 Plane : Y with Accessories : 352134980043864/352134980043872</p> <table border="1"> <thead> <tr> <th>Limit</th> <th>Margin</th> <th>Read</th> <th>Ant</th> <th>Cable</th> <th>Preamp</th> <th>APos</th> <th>TPos</th> <th>Remark</th> </tr> <tr> <th>Freq</th> <th>Level</th> <th>Line</th> <th>(dB)</th> <th>Level</th> <th>Factor</th> <th>Loss</th> <th>Factor</th> <th></th> </tr> <tr> <th>MHz</th> <th>dBuV/m</th> <th>dBuV/m</th> <th></th> <th>dBuV</th> <th>dB/m</th> <th>dB</th> <th>dB</th> <th>cm</th> <th>deg</th> </tr> </thead> <tbody> <tr> <td>1 5727.95</td> <td>60.62</td> <td>68.30</td> <td>-7.68</td> <td>46.24</td> <td>35.12</td> <td>11.65</td> <td>32.39</td> <td>244</td> <td>295 PEAK</td> </tr> </tbody> </table>	Limit	Margin	Read	Ant	Cable	Preamp	APos	TPos	Remark	Freq	Level	Line	(dB)	Level	Factor	Loss	Factor		MHz	dBuV/m	dBuV/m		dBuV	dB/m	dB	dB	cm	deg	1 5727.95	60.62	68.30	-7.68	46.24	35.12	11.65	32.39	244	295 PEAK	Blank
Limit	Margin	Read	Ant	Cable	Preamp	APos	TPos	Remark																																
Freq	Level	Line	(dB)	Level	Factor	Loss	Factor																																	
MHz	dBuV/m	dBuV/m		dBuV	dB/m	dB	dB	cm	deg																															
1 5727.95	60.62	68.30	-7.68	46.24	35.12	11.65	32.39	244	295 PEAK																															



Mode	31																																																																																																	
	Harmonic																																																																																																	
	U-NII-2C_5.47-5.725_802.11ax HE160_CH114_Full_5570MHz																																																																																																	
ANT	5+6																																																																																																	
Pol.	Horizontal	Vertical																																																																																																
Peak Avg	<p>Site : 03CH01-SZ Condition: PART 15.407 3m HF_ANT(3117)_22 HORIZONTAL Mode : 31 IMEI : 352134980043864/352134980043872 Plane : Y with Accessories : MCS0 Power setting 15</p> <table border="1"> <thead> <tr> <th>Limit</th> <th>Read</th> <th>Ant</th> <th>Cable</th> <th>Preamp</th> <th>APos</th> <th>TPos</th> <th>Remark</th> </tr> <tr> <th>Freq</th> <th>Level</th> <th>Line</th> <th>Margin</th> <th>Level</th> <th>Factor</th> <th>Loss</th> <th>Factor</th> </tr> <tr> <th>MHz</th> <th>dBuV/m</th> <th>dBuV/m</th> <th>dB</th> <th>dBuV</th> <th>dB/m</th> <th>dB</th> <th>dB</th> </tr> </thead> <tbody> <tr> <td>1</td> <td>11140.00</td> <td>47.26</td> <td>74.00</td> <td>-26.74</td> <td>43.90</td> <td>39.51</td> <td>14.62</td> <td>50.77</td> <td>---</td> <td>---</td> <td>Peak</td> </tr> <tr> <td>2</td> <td>16710.00</td> <td>50.17</td> <td>68.30</td> <td>-18.13</td> <td>42.07</td> <td>42.44</td> <td>17.42</td> <td>51.76</td> <td>---</td> <td>---</td> <td>Peak</td> </tr> </tbody> </table>	Limit	Read	Ant	Cable	Preamp	APos	TPos	Remark	Freq	Level	Line	Margin	Level	Factor	Loss	Factor	MHz	dBuV/m	dBuV/m	dB	dBuV	dB/m	dB	dB	1	11140.00	47.26	74.00	-26.74	43.90	39.51	14.62	50.77	---	---	Peak	2	16710.00	50.17	68.30	-18.13	42.07	42.44	17.42	51.76	---	---	Peak	<p>Site : 03CH01-SZ Condition: PART 15.407 3m HF_ANT(3117)_22 VERTICAL Mode : 31 IMEI : 352134980043864/352134980043872 Plane : Y with Accessories : MCS0 Power setting 15</p> <table border="1"> <thead> <tr> <th>Limit</th> <th>Read</th> <th>Ant</th> <th>Cable</th> <th>Preamp</th> <th>APos</th> <th>TPos</th> <th>Remark</th> </tr> <tr> <th>Freq</th> <th>Level</th> <th>Line</th> <th>Margin</th> <th>Level</th> <th>Factor</th> <th>Loss</th> <th>Factor</th> </tr> <tr> <th>MHz</th> <th>dBuV/m</th> <th>dBuV/m</th> <th>dB</th> <th>dBuV</th> <th>dB/m</th> <th>dB</th> <th>dB</th> </tr> </thead> <tbody> <tr> <td>1</td> <td>11140.00</td> <td>47.99</td> <td>74.00</td> <td>-26.01</td> <td>44.63</td> <td>39.51</td> <td>14.62</td> <td>50.77</td> <td>---</td> <td>---</td> <td>Peak</td> </tr> <tr> <td>2</td> <td>16710.00</td> <td>50.66</td> <td>68.30</td> <td>-17.64</td> <td>42.56</td> <td>42.44</td> <td>17.42</td> <td>51.76</td> <td>---</td> <td>---</td> <td>Peak</td> </tr> </tbody> </table>	Limit	Read	Ant	Cable	Preamp	APos	TPos	Remark	Freq	Level	Line	Margin	Level	Factor	Loss	Factor	MHz	dBuV/m	dBuV/m	dB	dBuV	dB/m	dB	dB	1	11140.00	47.99	74.00	-26.01	44.63	39.51	14.62	50.77	---	---	Peak	2	16710.00	50.66	68.30	-17.64	42.56	42.44	17.42	51.76	---	---	Peak
	Limit	Read	Ant	Cable	Preamp	APos	TPos	Remark																																																																																										
Freq	Level	Line	Margin	Level	Factor	Loss	Factor																																																																																											
MHz	dBuV/m	dBuV/m	dB	dBuV	dB/m	dB	dB																																																																																											
1	11140.00	47.26	74.00	-26.74	43.90	39.51	14.62	50.77	---	---	Peak																																																																																							
2	16710.00	50.17	68.30	-18.13	42.07	42.44	17.42	51.76	---	---	Peak																																																																																							
Limit	Read	Ant	Cable	Preamp	APos	TPos	Remark																																																																																											
Freq	Level	Line	Margin	Level	Factor	Loss	Factor																																																																																											
MHz	dBuV/m	dBuV/m	dB	dBuV	dB/m	dB	dB																																																																																											
1	11140.00	47.99	74.00	-26.01	44.63	39.51	14.62	50.77	---	---	Peak																																																																																							
2	16710.00	50.66	68.30	-17.64	42.56	42.44	17.42	51.76	---	---	Peak																																																																																							



Mode	32																																																																																																																		
	Band Edge																																																																																																																		
	U-NII-3_5.725-5.85_802.11a_CH149_5745MHz																																																																																																																		
ANT	5+6																																																																																																																		
Pol.	Horizontal	Fundamental																																																																																																																	
Peak	<p>Date: 2023-03-24</p> <p>Site : 03CH01-SZ Condition: PEAK_BE(B4)_16-24 3m HF_ANT(3117)_22 HORIZONTAL Mode : 32 Setting : 6M Power setting 16.5 Plane : Y with Accessories : 352134980043864/352134980043872</p> <table border="1"> <thead> <tr> <th>Limit</th> <th>Margin</th> <th>Read</th> <th>Ant</th> <th>Cable</th> <th>Preamp</th> <th>APos</th> <th>TPos</th> <th>Remark</th> </tr> <tr> <th>Freq</th> <th>Level</th> <th>Line</th> <th>(dB)</th> <th>Level</th> <th>Factor</th> <th>Loss</th> <th>Factor</th> <th></th> </tr> <tr> <th>MHz</th> <th>dBuV/m</th> <th>dBuV/m</th> <th>dBuV</th> <th>dB/m</th> <th>dB</th> <th>dB</th> <th>cm</th> <th>deg</th> </tr> </thead> <tbody> <tr> <td>1</td> <td>5618.71</td> <td>54.66</td> <td>68.30</td> <td>-13.64</td> <td>40.29</td> <td>34.97</td> <td>11.70</td> <td>32.30</td> <td>286</td> <td>301</td> <td>PEAK</td> </tr> <tr> <td>2</td> <td>5699.76</td> <td>60.87</td> <td>105.02</td> <td>-44.15</td> <td>46.50</td> <td>35.08</td> <td>11.66</td> <td>32.37</td> <td>286</td> <td>301</td> <td>PEAK</td> </tr> <tr> <td>3</td> <td>5719.92</td> <td>71.93</td> <td>110.78</td> <td>-38.85</td> <td>57.54</td> <td>35.11</td> <td>11.66</td> <td>32.38</td> <td>286</td> <td>301</td> <td>PEAK</td> </tr> <tr> <td>4</td> <td>5724.99</td> <td>75.50</td> <td>122.18</td> <td>-46.68</td> <td>61.13</td> <td>35.11</td> <td>11.65</td> <td>32.39</td> <td>286</td> <td>301</td> <td>PEAK</td> </tr> </tbody> </table>	Limit	Margin	Read	Ant	Cable	Preamp	APos	TPos	Remark	Freq	Level	Line	(dB)	Level	Factor	Loss	Factor		MHz	dBuV/m	dBuV/m	dBuV	dB/m	dB	dB	cm	deg	1	5618.71	54.66	68.30	-13.64	40.29	34.97	11.70	32.30	286	301	PEAK	2	5699.76	60.87	105.02	-44.15	46.50	35.08	11.66	32.37	286	301	PEAK	3	5719.92	71.93	110.78	-38.85	57.54	35.11	11.66	32.38	286	301	PEAK	4	5724.99	75.50	122.18	-46.68	61.13	35.11	11.65	32.39	286	301	PEAK	<p>Date: 2023-03-24</p> <p>Site : 03CH01-SZ Condition: PART 15.407 3m HF_ANT(3117)_22 HORIZONTAL Mode : 32 Setting : 6M Power setting 16.5 Plane : Y with Accessories : 352134980043864/352134980043872</p> <table border="1"> <thead> <tr> <th>Limit</th> <th>Margin</th> <th>Read</th> <th>Ant</th> <th>Cable</th> <th>Preamp</th> <th>APos</th> <th>TPos</th> <th>Remark</th> </tr> <tr> <th>Freq</th> <th>Level</th> <th>Line</th> <th>(dB)</th> <th>Level</th> <th>Factor</th> <th>Loss</th> <th>Factor</th> <th></th> </tr> <tr> <th>MHz</th> <th>dBuV/m</th> <th>dBuV/m</th> <th>dBuV</th> <th>dB/m</th> <th>dB</th> <th>dB</th> <th>cm</th> <th>deg</th> </tr> </thead> <tbody> <tr> <td>1</td> <td>5745.00</td> <td>111.97</td> <td>-----</td> <td>97.59</td> <td>35.14</td> <td>11.64</td> <td>32.40</td> <td>286</td> <td>301</td> <td>PEAK</td> </tr> </tbody> </table>	Limit	Margin	Read	Ant	Cable	Preamp	APos	TPos	Remark	Freq	Level	Line	(dB)	Level	Factor	Loss	Factor		MHz	dBuV/m	dBuV/m	dBuV	dB/m	dB	dB	cm	deg	1	5745.00	111.97	-----	97.59	35.14	11.64	32.40	286	301	PEAK
Limit	Margin	Read	Ant	Cable	Preamp	APos	TPos	Remark																																																																																																											
Freq	Level	Line	(dB)	Level	Factor	Loss	Factor																																																																																																												
MHz	dBuV/m	dBuV/m	dBuV	dB/m	dB	dB	cm	deg																																																																																																											
1	5618.71	54.66	68.30	-13.64	40.29	34.97	11.70	32.30	286	301	PEAK																																																																																																								
2	5699.76	60.87	105.02	-44.15	46.50	35.08	11.66	32.37	286	301	PEAK																																																																																																								
3	5719.92	71.93	110.78	-38.85	57.54	35.11	11.66	32.38	286	301	PEAK																																																																																																								
4	5724.99	75.50	122.18	-46.68	61.13	35.11	11.65	32.39	286	301	PEAK																																																																																																								
Limit	Margin	Read	Ant	Cable	Preamp	APos	TPos	Remark																																																																																																											
Freq	Level	Line	(dB)	Level	Factor	Loss	Factor																																																																																																												
MHz	dBuV/m	dBuV/m	dBuV	dB/m	dB	dB	cm	deg																																																																																																											
1	5745.00	111.97	-----	97.59	35.14	11.64	32.40	286	301	PEAK																																																																																																									
Avg	Blank	<p>Date: 2023-03-24</p> <p>Site : 03CH01-SZ Condition: PART 15.407 AVG 3m HF_ANT(3117)_22 HORIZONTAL Mode : 32 Setting : 6M Power setting 16.5 Plane : Y with Accessories : 352134980043864/352134980043872</p> <table border="1"> <thead> <tr> <th>Limit</th> <th>Margin</th> <th>Read</th> <th>Ant</th> <th>Cable</th> <th>Preamp</th> <th>APos</th> <th>TPos</th> <th>Remark</th> </tr> <tr> <th>Freq</th> <th>Level</th> <th>Line</th> <th>(dB)</th> <th>Level</th> <th>Factor</th> <th>Loss</th> <th>Factor</th> <th></th> </tr> <tr> <th>MHz</th> <th>dBuV/m</th> <th>dBuV/m</th> <th>dBuV</th> <th>dB/m</th> <th>dB</th> <th>dB</th> <th>cm</th> <th>deg</th> </tr> </thead> <tbody> <tr> <td>1</td> <td>5745.00</td> <td>104.24</td> <td>-----</td> <td>89.86</td> <td>35.14</td> <td>11.64</td> <td>32.40</td> <td>286</td> <td>301</td> <td>AVERAGE</td> </tr> </tbody> </table>	Limit	Margin	Read	Ant	Cable	Preamp	APos	TPos	Remark	Freq	Level	Line	(dB)	Level	Factor	Loss	Factor		MHz	dBuV/m	dBuV/m	dBuV	dB/m	dB	dB	cm	deg	1	5745.00	104.24	-----	89.86	35.14	11.64	32.40	286	301	AVERAGE																																																																											
Limit	Margin	Read	Ant	Cable	Preamp	APos	TPos	Remark																																																																																																											
Freq	Level	Line	(dB)	Level	Factor	Loss	Factor																																																																																																												
MHz	dBuV/m	dBuV/m	dBuV	dB/m	dB	dB	cm	deg																																																																																																											
1	5745.00	104.24	-----	89.86	35.14	11.64	32.40	286	301	AVERAGE																																																																																																									



Mode	32																																																																																																																	
	Band Edge																																																																																																																	
	U-NII-3_5.725-5.85_802.11a_CH149_5745MHz																																																																																																																	
ANT	5+6																																																																																																																	
Pol.	Vertical	Fundamental																																																																																																																
Peak	<p>Level (dBuV/m) vs Frequency (MHz) plot for Vertical mode. Date: 2023-03-24. Peak label: PEAK_BE(B4)_16-24.</p> <p>Site : 03CH01-SZ Condition: PEAK_BE(B4)_16-24 3m HF_ANT(3117)_22 VERTICAL Mode : 32 Setting : GM Power setting 16.5 Plane : Y with Accessories : 352134980043864/352134980043872</p> <table border="1"> <thead> <tr> <th>Limit</th> <th>Margin</th> <th>Read</th> <th>Ant</th> <th>Cable</th> <th>Preamp</th> <th>APos</th> <th>TPos</th> <th>Remark</th> </tr> <tr> <th>Freq</th> <th>Level</th> <th>Line</th> <th>(dB)</th> <th>Level</th> <th>Factor</th> <th>Loss</th> <th>Factor</th> <th></th> </tr> <tr> <th>MHz</th> <th>dBuV/m</th> <th>dBuV/m</th> <th>dBuV</th> <th>dB/m</th> <th>dB</th> <th>dB</th> <th>cm</th> <th>deg</th> </tr> </thead> <tbody> <tr> <td>1</td> <td>5639.15</td> <td>55.48</td> <td>68.30</td> <td>-12.82</td> <td>41.12</td> <td>34.99</td> <td>11.69</td> <td>32.32</td> <td>142</td> <td>264</td> <td>PEAK</td> </tr> <tr> <td>2</td> <td>5699.76</td> <td>58.92</td> <td>105.02</td> <td>-46.10</td> <td>44.55</td> <td>35.08</td> <td>11.66</td> <td>32.37</td> <td>142</td> <td>264</td> <td>PEAK</td> </tr> <tr> <td>3</td> <td>5719.92</td> <td>68.27</td> <td>110.78</td> <td>-42.51</td> <td>53.88</td> <td>35.11</td> <td>11.66</td> <td>32.38</td> <td>142</td> <td>264</td> <td>PEAK</td> </tr> <tr> <td>4</td> <td>5724.85</td> <td>71.68</td> <td>121.85</td> <td>-50.17</td> <td>57.31</td> <td>35.11</td> <td>11.65</td> <td>32.39</td> <td>142</td> <td>264</td> <td>PEAK</td> </tr> </tbody> </table>	Limit	Margin	Read	Ant	Cable	Preamp	APos	TPos	Remark	Freq	Level	Line	(dB)	Level	Factor	Loss	Factor		MHz	dBuV/m	dBuV/m	dBuV	dB/m	dB	dB	cm	deg	1	5639.15	55.48	68.30	-12.82	41.12	34.99	11.69	32.32	142	264	PEAK	2	5699.76	58.92	105.02	-46.10	44.55	35.08	11.66	32.37	142	264	PEAK	3	5719.92	68.27	110.78	-42.51	53.88	35.11	11.66	32.38	142	264	PEAK	4	5724.85	71.68	121.85	-50.17	57.31	35.11	11.65	32.39	142	264	PEAK	<p>Level (dBuV/m) vs Frequency (MHz) plot for Fundamental mode. Date: 2023-03-24. Peak label: PART 15.407.</p> <p>Site : 03CH01-SZ Condition: PART 15.407 3m HF_ANT(3117)_22 VERTICAL Mode : 32 Setting : GM Power setting 16.5 Plane : Y with Accessories : 352134980043864/352134980043872</p> <table border="1"> <thead> <tr> <th>Limit</th> <th>Margin</th> <th>Read</th> <th>Ant</th> <th>Cable</th> <th>Preamp</th> <th>APos</th> <th>TPos</th> <th>Remark</th> </tr> <tr> <th>Freq</th> <th>Level</th> <th>Line</th> <th>(dB)</th> <th>Level</th> <th>Factor</th> <th>Loss</th> <th>Factor</th> <th></th> </tr> <tr> <th>MHz</th> <th>dBuV/m</th> <th>dBuV/m</th> <th>dBuV</th> <th>dB/m</th> <th>dB</th> <th>dB</th> <th>cm</th> <th>deg</th> </tr> </thead> <tbody> <tr> <td>1</td> <td>5745.00</td> <td>108.86</td> <td>94.48</td> <td>35.14</td> <td>11.64</td> <td>32.40</td> <td>142</td> <td>264</td> <td>PEAK</td> </tr> </tbody> </table>	Limit	Margin	Read	Ant	Cable	Preamp	APos	TPos	Remark	Freq	Level	Line	(dB)	Level	Factor	Loss	Factor		MHz	dBuV/m	dBuV/m	dBuV	dB/m	dB	dB	cm	deg	1	5745.00	108.86	94.48	35.14	11.64	32.40	142	264	PEAK
	Limit	Margin	Read	Ant	Cable	Preamp	APos	TPos	Remark																																																																																																									
Freq	Level	Line	(dB)	Level	Factor	Loss	Factor																																																																																																											
MHz	dBuV/m	dBuV/m	dBuV	dB/m	dB	dB	cm	deg																																																																																																										
1	5639.15	55.48	68.30	-12.82	41.12	34.99	11.69	32.32	142	264	PEAK																																																																																																							
2	5699.76	58.92	105.02	-46.10	44.55	35.08	11.66	32.37	142	264	PEAK																																																																																																							
3	5719.92	68.27	110.78	-42.51	53.88	35.11	11.66	32.38	142	264	PEAK																																																																																																							
4	5724.85	71.68	121.85	-50.17	57.31	35.11	11.65	32.39	142	264	PEAK																																																																																																							
Limit	Margin	Read	Ant	Cable	Preamp	APos	TPos	Remark																																																																																																										
Freq	Level	Line	(dB)	Level	Factor	Loss	Factor																																																																																																											
MHz	dBuV/m	dBuV/m	dBuV	dB/m	dB	dB	cm	deg																																																																																																										
1	5745.00	108.86	94.48	35.14	11.64	32.40	142	264	PEAK																																																																																																									
Avg	Blank	<p>Level (dBuV/m) vs Frequency (MHz) plot for Average mode. Date: 2023-03-24. Peak label: PART 15.407 AVG.</p> <p>Site : 03CH01-SZ Condition: PART 15.407 AVG 3m HF_ANT(3117)_22 VERTICAL Mode : 32 Setting : GM Power setting 16.5 Plane : Y with Accessories : 352134980043864/352134980043872</p> <table border="1"> <thead> <tr> <th>Limit</th> <th>Margin</th> <th>Read</th> <th>Ant</th> <th>Cable</th> <th>Preamp</th> <th>APos</th> <th>TPos</th> <th>Remark</th> </tr> <tr> <th>Freq</th> <th>Level</th> <th>Line</th> <th>(dB)</th> <th>Level</th> <th>Factor</th> <th>Loss</th> <th>Factor</th> <th></th> </tr> <tr> <th>MHz</th> <th>dBuV/m</th> <th>dBuV/m</th> <th>dBuV</th> <th>dB/m</th> <th>dB</th> <th>dB</th> <th>cm</th> <th>deg</th> </tr> </thead> <tbody> <tr> <td>1</td> <td>5745.00</td> <td>100.29</td> <td>85.91</td> <td>35.14</td> <td>11.64</td> <td>32.40</td> <td>142</td> <td>264</td> <td>AVERAGE</td> </tr> </tbody> </table>	Limit	Margin	Read	Ant	Cable	Preamp	APos	TPos	Remark	Freq	Level	Line	(dB)	Level	Factor	Loss	Factor		MHz	dBuV/m	dBuV/m	dBuV	dB/m	dB	dB	cm	deg	1	5745.00	100.29	85.91	35.14	11.64	32.40	142	264	AVERAGE																																																																											
Limit	Margin	Read	Ant	Cable	Preamp	APos	TPos	Remark																																																																																																										
Freq	Level	Line	(dB)	Level	Factor	Loss	Factor																																																																																																											
MHz	dBuV/m	dBuV/m	dBuV	dB/m	dB	dB	cm	deg																																																																																																										
1	5745.00	100.29	85.91	35.14	11.64	32.40	142	264	AVERAGE																																																																																																									



Mode	32																																																																																																					
	Harmonic																																																																																																					
	U-NII-3_5.725-5.85_802.11a_CH149_5745MHz																																																																																																					
ANT	5+6																																																																																																					
Pol.	Horizontal	Vertical																																																																																																				
Peak Avg	<p>Site : 03CH01-SZ Condition: PART 15.407 3m HF_ANT(3117)_22 HORIZONTAL Mode : 32 IMEI : 352134980043864/352134980043872 Plane : Y with Accessories : 6W Power setting 16.5</p> <table border="1"> <thead> <tr> <th>Limit</th> <th>Read</th> <th>Ant</th> <th>Cable</th> <th>Preamp</th> <th>Apos</th> <th>Tpos</th> <th>Remark</th> </tr> <tr> <th>Freq</th> <th>Level</th> <th>Line</th> <th>Margin</th> <th>Level</th> <th>Factor</th> <th>Loss</th> <th>Factor</th> </tr> <tr> <th>MHz</th> <th>dBuV/m</th> <th>dBuV/m</th> <th>dB</th> <th>dBuV</th> <th>dB/m</th> <th>dB</th> <th>dB</th> <th>cm</th> <th>deg</th> </tr> </thead> <tbody> <tr> <td>1</td> <td>11490.00</td> <td>47.96</td> <td>74.00</td> <td>-26.04</td> <td>44.05</td> <td>39.79</td> <td>14.83</td> <td>50.71</td> <td>---</td> <td>---</td> <td>Peak</td> </tr> <tr> <td>2</td> <td>17235.00</td> <td>50.39</td> <td>68.30</td> <td>-17.91</td> <td>42.34</td> <td>42.41</td> <td>17.57</td> <td>51.93</td> <td>---</td> <td>---</td> <td>Peak</td> </tr> </tbody> </table>	Limit	Read	Ant	Cable	Preamp	Apos	Tpos	Remark	Freq	Level	Line	Margin	Level	Factor	Loss	Factor	MHz	dBuV/m	dBuV/m	dB	dBuV	dB/m	dB	dB	cm	deg	1	11490.00	47.96	74.00	-26.04	44.05	39.79	14.83	50.71	---	---	Peak	2	17235.00	50.39	68.30	-17.91	42.34	42.41	17.57	51.93	---	---	Peak	<p>Site : 03CH01-SZ Condition: PART 15.407 3m HF_ANT(3117)_22 VERTICAL Mode : 32 IMEI : 352134980043864/352134980043872 Plane : Y with Accessories : 6W Power setting 16.5</p> <table border="1"> <thead> <tr> <th>Limit</th> <th>Read</th> <th>Ant</th> <th>Cable</th> <th>Preamp</th> <th>Apos</th> <th>Tpos</th> <th>Remark</th> </tr> <tr> <th>Freq</th> <th>Level</th> <th>Line</th> <th>Margin</th> <th>Level</th> <th>Factor</th> <th>Loss</th> <th>Factor</th> </tr> <tr> <th>MHz</th> <th>dBuV/m</th> <th>dBuV/m</th> <th>dB</th> <th>dBuV</th> <th>dB/m</th> <th>dB</th> <th>dB</th> <th>cm</th> <th>deg</th> </tr> </thead> <tbody> <tr> <td>1</td> <td>11490.00</td> <td>47.03</td> <td>74.00</td> <td>-26.97</td> <td>43.12</td> <td>39.79</td> <td>14.83</td> <td>50.71</td> <td>---</td> <td>---</td> <td>Peak</td> </tr> <tr> <td>2</td> <td>17235.00</td> <td>49.60</td> <td>68.30</td> <td>-18.70</td> <td>41.55</td> <td>42.41</td> <td>17.57</td> <td>51.93</td> <td>---</td> <td>---</td> <td>Peak</td> </tr> </tbody> </table>	Limit	Read	Ant	Cable	Preamp	Apos	Tpos	Remark	Freq	Level	Line	Margin	Level	Factor	Loss	Factor	MHz	dBuV/m	dBuV/m	dB	dBuV	dB/m	dB	dB	cm	deg	1	11490.00	47.03	74.00	-26.97	43.12	39.79	14.83	50.71	---	---	Peak	2	17235.00	49.60	68.30	-18.70	41.55	42.41	17.57	51.93	---	---	Peak
	Limit	Read	Ant	Cable	Preamp	Apos	Tpos	Remark																																																																																														
Freq	Level	Line	Margin	Level	Factor	Loss	Factor																																																																																															
MHz	dBuV/m	dBuV/m	dB	dBuV	dB/m	dB	dB	cm	deg																																																																																													
1	11490.00	47.96	74.00	-26.04	44.05	39.79	14.83	50.71	---	---	Peak																																																																																											
2	17235.00	50.39	68.30	-17.91	42.34	42.41	17.57	51.93	---	---	Peak																																																																																											
Limit	Read	Ant	Cable	Preamp	Apos	Tpos	Remark																																																																																															
Freq	Level	Line	Margin	Level	Factor	Loss	Factor																																																																																															
MHz	dBuV/m	dBuV/m	dB	dBuV	dB/m	dB	dB	cm	deg																																																																																													
1	11490.00	47.03	74.00	-26.97	43.12	39.79	14.83	50.71	---	---	Peak																																																																																											
2	17235.00	49.60	68.30	-18.70	41.55	42.41	17.57	51.93	---	---	Peak																																																																																											



Mode	33																																																																																																	
	Harmonic																																																																																																	
	U-NII-3_5.725-5.85_802.11a_CH157_5785MHz																																																																																																	
ANT	5+6																																																																																																	
Pol.	Horizontal	Vertical																																																																																																
Peak Avg	<p>Site : 03CH01-SZ Condition: PART 15.407 3m HF_ANT(3117)_22 HORIZONTAL Mode : 33 IMEI : 352134980043864/352134980043872 Plane : Y with Accessories : 6W Power setting 16.5</p> <table border="1"> <thead> <tr> <th>Limit</th> <th>Read</th> <th>Ant</th> <th>Cable</th> <th>Preamp</th> <th>APos</th> <th>TPos</th> <th>Remark</th> </tr> <tr> <th>Freq</th> <th>Level</th> <th>Line</th> <th>Margin</th> <th>Level</th> <th>Factor</th> <th>Loss</th> <th>Factor</th> </tr> <tr> <th>MHz</th> <th>dBuV/m</th> <th>dBuV/m</th> <th>dB</th> <th>dBuV</th> <th>dB/m</th> <th>dB</th> <th>dB</th> </tr> </thead> <tbody> <tr> <td>1</td> <td>11570.00</td> <td>47.22</td> <td>74.00</td> <td>-26.78</td> <td>43.14</td> <td>39.86</td> <td>14.88</td> <td>50.66</td> <td>---</td> <td>---</td> <td>Peak</td> </tr> <tr> <td>2</td> <td>17355.00</td> <td>49.90</td> <td>68.30</td> <td>-18.40</td> <td>41.99</td> <td>42.36</td> <td>17.60</td> <td>52.05</td> <td>---</td> <td>---</td> <td>Peak</td> </tr> </tbody> </table>	Limit	Read	Ant	Cable	Preamp	APos	TPos	Remark	Freq	Level	Line	Margin	Level	Factor	Loss	Factor	MHz	dBuV/m	dBuV/m	dB	dBuV	dB/m	dB	dB	1	11570.00	47.22	74.00	-26.78	43.14	39.86	14.88	50.66	---	---	Peak	2	17355.00	49.90	68.30	-18.40	41.99	42.36	17.60	52.05	---	---	Peak	<p>Site : 03CH01-SZ Condition: PART 15.407 3m HF_ANT(3117)_22 VERTICAL Mode : 33 IMEI : 352134980043864/352134980043872 Plane : Y with Accessories : 6W Power setting 16.5</p> <table border="1"> <thead> <tr> <th>Limit</th> <th>Read</th> <th>Ant</th> <th>Cable</th> <th>Preamp</th> <th>APos</th> <th>TPos</th> <th>Remark</th> </tr> <tr> <th>Freq</th> <th>Level</th> <th>Line</th> <th>Margin</th> <th>Level</th> <th>Factor</th> <th>Loss</th> <th>Factor</th> </tr> <tr> <th>MHz</th> <th>dBuV/m</th> <th>dBuV/m</th> <th>dB</th> <th>dBuV</th> <th>dB/m</th> <th>dB</th> <th>dB</th> </tr> </thead> <tbody> <tr> <td>1</td> <td>11570.00</td> <td>47.04</td> <td>74.00</td> <td>-26.96</td> <td>42.96</td> <td>39.86</td> <td>14.88</td> <td>50.66</td> <td>---</td> <td>---</td> <td>Peak</td> </tr> <tr> <td>2</td> <td>17355.00</td> <td>49.45</td> <td>68.30</td> <td>-18.85</td> <td>41.54</td> <td>42.36</td> <td>17.60</td> <td>52.05</td> <td>---</td> <td>---</td> <td>Peak</td> </tr> </tbody> </table>	Limit	Read	Ant	Cable	Preamp	APos	TPos	Remark	Freq	Level	Line	Margin	Level	Factor	Loss	Factor	MHz	dBuV/m	dBuV/m	dB	dBuV	dB/m	dB	dB	1	11570.00	47.04	74.00	-26.96	42.96	39.86	14.88	50.66	---	---	Peak	2	17355.00	49.45	68.30	-18.85	41.54	42.36	17.60	52.05	---	---	Peak
	Limit	Read	Ant	Cable	Preamp	APos	TPos	Remark																																																																																										
Freq	Level	Line	Margin	Level	Factor	Loss	Factor																																																																																											
MHz	dBuV/m	dBuV/m	dB	dBuV	dB/m	dB	dB																																																																																											
1	11570.00	47.22	74.00	-26.78	43.14	39.86	14.88	50.66	---	---	Peak																																																																																							
2	17355.00	49.90	68.30	-18.40	41.99	42.36	17.60	52.05	---	---	Peak																																																																																							
Limit	Read	Ant	Cable	Preamp	APos	TPos	Remark																																																																																											
Freq	Level	Line	Margin	Level	Factor	Loss	Factor																																																																																											
MHz	dBuV/m	dBuV/m	dB	dBuV	dB/m	dB	dB																																																																																											
1	11570.00	47.04	74.00	-26.96	42.96	39.86	14.88	50.66	---	---	Peak																																																																																							
2	17355.00	49.45	68.30	-18.85	41.54	42.36	17.60	52.05	---	---	Peak																																																																																							



Mode	34																																																																																																																			
	Band Edge																																																																																																																			
	U-NII-3_5.725-5.85_802.11a_CH165_5825MHZ																																																																																																																			
ANT	5+6																																																																																																																			
Pol.	Horizontal	Fundamental																																																																																																																		
Peak	<p>Date: 2023-03-24</p> <p>Site : 03CH01-SZ Condition: PEAK_BE(B4)_16-24 3m HF_ANT(3117)_22 HORIZONTAL Mode : 34 Setting : 6M Power setting 17 Plane : Y with Accessories : 352134980043864/352134980043872</p> <table border="1"> <thead> <tr> <th>Limit</th> <th>Margin</th> <th>Read</th> <th>Ant</th> <th>Cable</th> <th>Preamp</th> <th>APos</th> <th>TPos</th> <th>Remark</th> </tr> <tr> <th>Freq</th> <th>Level</th> <th>Line</th> <th>(dB)</th> <th>Level</th> <th>Factor</th> <th>Loss</th> <th>Factor</th> <th></th> </tr> <tr> <th>MHz</th> <th>dBuV/m</th> <th>dBuV/m</th> <th>dBuV</th> <th>dB/m</th> <th>dB</th> <th>dB</th> <th>cm</th> <th>deg</th> </tr> </thead> <tbody> <tr> <td>1</td> <td>5851.00</td> <td>58.25</td> <td>119.92</td> <td>-61.67</td> <td>43.91</td> <td>35.29</td> <td>11.53</td> <td>32.48</td> <td>300</td> <td>206</td> <td>PEAK</td> </tr> <tr> <td>2</td> <td>5867.75</td> <td>53.88</td> <td>107.23</td> <td>-53.35</td> <td>39.57</td> <td>35.31</td> <td>11.50</td> <td>32.50</td> <td>300</td> <td>206</td> <td>PEAK</td> </tr> <tr> <td>3</td> <td>5922.00</td> <td>54.07</td> <td>70.41</td> <td>-16.34</td> <td>39.81</td> <td>35.39</td> <td>11.41</td> <td>32.54</td> <td>300</td> <td>206</td> <td>PEAK</td> </tr> <tr> <td>4</td> <td>5925.63</td> <td>53.38</td> <td>68.30</td> <td>-14.92</td> <td>39.12</td> <td>35.40</td> <td>11.40</td> <td>32.54</td> <td>300</td> <td>206</td> <td>PEAK</td> </tr> </tbody> </table>	Limit	Margin	Read	Ant	Cable	Preamp	APos	TPos	Remark	Freq	Level	Line	(dB)	Level	Factor	Loss	Factor		MHz	dBuV/m	dBuV/m	dBuV	dB/m	dB	dB	cm	deg	1	5851.00	58.25	119.92	-61.67	43.91	35.29	11.53	32.48	300	206	PEAK	2	5867.75	53.88	107.23	-53.35	39.57	35.31	11.50	32.50	300	206	PEAK	3	5922.00	54.07	70.41	-16.34	39.81	35.39	11.41	32.54	300	206	PEAK	4	5925.63	53.38	68.30	-14.92	39.12	35.40	11.40	32.54	300	206	PEAK	<p>Date: 2023-03-24</p> <p>Site : Condition: PART 15.407 3m HF_ANT(3117)_22 HORIZONTAL Mode : 34 Setting : 6M Power setting 17 Plane : Y with Accessories : 352134980043864/352134980043872</p> <table border="1"> <thead> <tr> <th>Limit</th> <th>Margin</th> <th>Read</th> <th>Ant</th> <th>Cable</th> <th>Preamp</th> <th>APos</th> <th>TPos</th> <th>Remark</th> </tr> <tr> <th>Freq</th> <th>Level</th> <th>Line</th> <th>(dB)</th> <th>Level</th> <th>Factor</th> <th>Loss</th> <th>Factor</th> <th></th> </tr> <tr> <th>MHz</th> <th>dBuV/m</th> <th>dBuV/m</th> <th>dBuV</th> <th>dB/m</th> <th>dB</th> <th>dB</th> <th>cm</th> <th>deg</th> </tr> </thead> <tbody> <tr> <td>1</td> <td>5825.00</td> <td>99.82</td> <td>-----</td> <td>-----</td> <td>85.45</td> <td>35.26</td> <td>11.57</td> <td>32.46</td> <td>300</td> <td>206</td> <td>PEAK</td> </tr> </tbody> </table>	Limit	Margin	Read	Ant	Cable	Preamp	APos	TPos	Remark	Freq	Level	Line	(dB)	Level	Factor	Loss	Factor		MHz	dBuV/m	dBuV/m	dBuV	dB/m	dB	dB	cm	deg	1	5825.00	99.82	-----	-----	85.45	35.26	11.57	32.46	300	206	PEAK
	Limit	Margin	Read	Ant	Cable	Preamp	APos	TPos	Remark																																																																																																											
Freq	Level	Line	(dB)	Level	Factor	Loss	Factor																																																																																																													
MHz	dBuV/m	dBuV/m	dBuV	dB/m	dB	dB	cm	deg																																																																																																												
1	5851.00	58.25	119.92	-61.67	43.91	35.29	11.53	32.48	300	206	PEAK																																																																																																									
2	5867.75	53.88	107.23	-53.35	39.57	35.31	11.50	32.50	300	206	PEAK																																																																																																									
3	5922.00	54.07	70.41	-16.34	39.81	35.39	11.41	32.54	300	206	PEAK																																																																																																									
4	5925.63	53.38	68.30	-14.92	39.12	35.40	11.40	32.54	300	206	PEAK																																																																																																									
Limit	Margin	Read	Ant	Cable	Preamp	APos	TPos	Remark																																																																																																												
Freq	Level	Line	(dB)	Level	Factor	Loss	Factor																																																																																																													
MHz	dBuV/m	dBuV/m	dBuV	dB/m	dB	dB	cm	deg																																																																																																												
1	5825.00	99.82	-----	-----	85.45	35.26	11.57	32.46	300	206	PEAK																																																																																																									
Avg	Blank	<p>Date: 2023-03-24</p> <p>Site : Condition: PART 15.407 AVG 3m HF_ANT(3117)_22 HORIZONTAL Mode : 34 Setting : 6M Power setting 17 Plane : Y with Accessories : 352134980043864/352134980043872</p> <table border="1"> <thead> <tr> <th>Limit</th> <th>Margin</th> <th>Read</th> <th>Ant</th> <th>Cable</th> <th>Preamp</th> <th>APos</th> <th>TPos</th> <th>Remark</th> </tr> <tr> <th>Freq</th> <th>Level</th> <th>Line</th> <th>(dB)</th> <th>Level</th> <th>Factor</th> <th>Loss</th> <th>Factor</th> <th></th> </tr> <tr> <th>MHz</th> <th>dBuV/m</th> <th>dBuV/m</th> <th>dBuV</th> <th>dB/m</th> <th>dB</th> <th>dB</th> <th>cm</th> <th>deg</th> </tr> </thead> <tbody> <tr> <td>1</td> <td>5825.00</td> <td>94.15</td> <td>-----</td> <td>-----</td> <td>79.78</td> <td>35.26</td> <td>11.57</td> <td>32.46</td> <td>300</td> <td>206</td> <td>AVERAGE</td> </tr> </tbody> </table>	Limit	Margin	Read	Ant	Cable	Preamp	APos	TPos	Remark	Freq	Level	Line	(dB)	Level	Factor	Loss	Factor		MHz	dBuV/m	dBuV/m	dBuV	dB/m	dB	dB	cm	deg	1	5825.00	94.15	-----	-----	79.78	35.26	11.57	32.46	300	206	AVERAGE																																																																											
Limit	Margin	Read	Ant	Cable	Preamp	APos	TPos	Remark																																																																																																												
Freq	Level	Line	(dB)	Level	Factor	Loss	Factor																																																																																																													
MHz	dBuV/m	dBuV/m	dBuV	dB/m	dB	dB	cm	deg																																																																																																												
1	5825.00	94.15	-----	-----	79.78	35.26	11.57	32.46	300	206	AVERAGE																																																																																																									

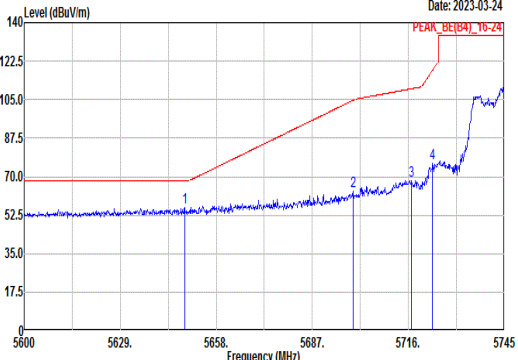
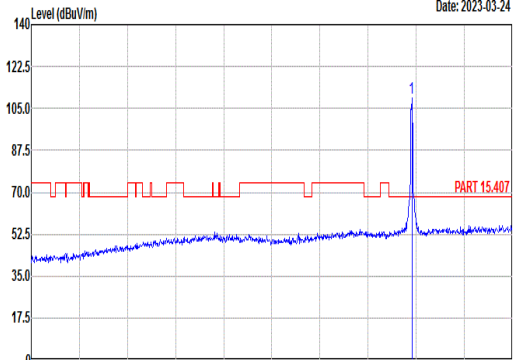
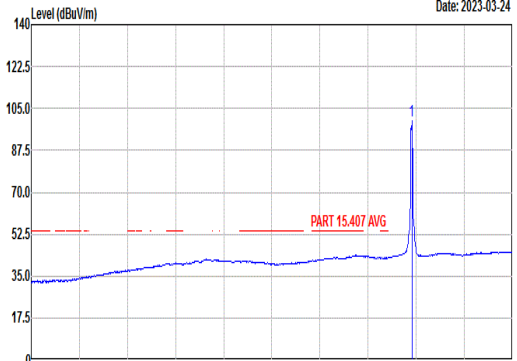


Mode	34																																																																																																												
	Band Edge																																																																																																												
	U-NII-3_5.725-5.85_802.11a_CH165_5825MHz																																																																																																												
ANT	5+6																																																																																																												
Pol.	Vertical	Fundamental																																																																																																											
Peak	<p>Date: 2023-03-24</p> <p>Site : 03CH01-SZ Condition: PEAK_BE(B4)_16-24 3m HF_ANT(3117)_22 VERTICAL Mode : 34 Setting : 6M Power setting 17 Plane : Y with Accessories : 352134980043864/352134980043872</p> <table border="1"> <thead> <tr> <th>Peak</th> <th>Freq</th> <th>Level</th> <th>Limit</th> <th>Margin</th> <th>Read</th> <th>Ant</th> <th>Cable</th> <th>Preamp</th> <th>Apos</th> <th>Tpos</th> <th>Remark</th> </tr> <tr> <th></th> <th>MHz</th> <th>dBuV/m</th> <th>dBuV/m</th> <th>(dB)</th> <th>dBuV</th> <th>dB/m</th> <th>dB</th> <th>dB</th> <th>cm</th> <th>deg</th> <th></th> </tr> </thead> <tbody> <tr> <td>1</td> <td>5850.75</td> <td>59.59</td> <td>120.49</td> <td>-60.90</td> <td>45.25</td> <td>35.29</td> <td>11.53</td> <td>32.48</td> <td>115</td> <td>280</td> <td>PEAK</td> </tr> <tr> <td>2</td> <td>5859.50</td> <td>54.54</td> <td>109.54</td> <td>-55.00</td> <td>40.22</td> <td>35.30</td> <td>11.51</td> <td>32.49</td> <td>115</td> <td>280</td> <td>PEAK</td> </tr> <tr> <td>3</td> <td>5908.38</td> <td>54.52</td> <td>80.47</td> <td>-25.95</td> <td>40.25</td> <td>35.37</td> <td>11.43</td> <td>32.53</td> <td>115</td> <td>280</td> <td>PEAK</td> </tr> <tr> <td>4</td> <td>5938.00</td> <td>54.82</td> <td>68.30</td> <td>-13.48</td> <td>40.58</td> <td>35.41</td> <td>11.38</td> <td>32.55</td> <td>115</td> <td>280</td> <td>PEAK</td> </tr> </tbody> </table>	Peak	Freq	Level	Limit	Margin	Read	Ant	Cable	Preamp	Apos	Tpos	Remark		MHz	dBuV/m	dBuV/m	(dB)	dBuV	dB/m	dB	dB	cm	deg		1	5850.75	59.59	120.49	-60.90	45.25	35.29	11.53	32.48	115	280	PEAK	2	5859.50	54.54	109.54	-55.00	40.22	35.30	11.51	32.49	115	280	PEAK	3	5908.38	54.52	80.47	-25.95	40.25	35.37	11.43	32.53	115	280	PEAK	4	5938.00	54.82	68.30	-13.48	40.58	35.41	11.38	32.55	115	280	PEAK	<p>Date: 2023-03-24</p> <p>Site : 03CH01-SZ Condition: PART 15.407 3m HF_ANT(3117)_22 VERTICAL Mode : 34 Setting : 6M Power setting 17 Plane : Y with Accessories : 352134980043864/352134980043872</p> <table border="1"> <thead> <tr> <th>Peak</th> <th>Freq</th> <th>Level</th> <th>Limit</th> <th>Margin</th> <th>Read</th> <th>Ant</th> <th>Cable</th> <th>Preamp</th> <th>Apos</th> <th>Tpos</th> <th>Remark</th> </tr> <tr> <th></th> <th>MHz</th> <th>dBuV/m</th> <th>dBuV/m</th> <th>(dB)</th> <th>dBuV</th> <th>dB/m</th> <th>dB</th> <th>dB</th> <th>cm</th> <th>deg</th> <th></th> </tr> </thead> <tbody> <tr> <td>1</td> <td>5825.00</td> <td>104.42</td> <td>90.05</td> <td>14.37</td> <td>35.26</td> <td>11.57</td> <td>32.46</td> <td>115</td> <td>280</td> <td>PEAK</td> </tr> </tbody> </table>	Peak	Freq	Level	Limit	Margin	Read	Ant	Cable	Preamp	Apos	Tpos	Remark		MHz	dBuV/m	dBuV/m	(dB)	dBuV	dB/m	dB	dB	cm	deg		1	5825.00	104.42	90.05	14.37	35.26	11.57	32.46	115	280	PEAK
	Peak	Freq	Level	Limit	Margin	Read	Ant	Cable	Preamp	Apos	Tpos	Remark																																																																																																	
	MHz	dBuV/m	dBuV/m	(dB)	dBuV	dB/m	dB	dB	cm	deg																																																																																																			
1	5850.75	59.59	120.49	-60.90	45.25	35.29	11.53	32.48	115	280	PEAK																																																																																																		
2	5859.50	54.54	109.54	-55.00	40.22	35.30	11.51	32.49	115	280	PEAK																																																																																																		
3	5908.38	54.52	80.47	-25.95	40.25	35.37	11.43	32.53	115	280	PEAK																																																																																																		
4	5938.00	54.82	68.30	-13.48	40.58	35.41	11.38	32.55	115	280	PEAK																																																																																																		
Peak	Freq	Level	Limit	Margin	Read	Ant	Cable	Preamp	Apos	Tpos	Remark																																																																																																		
	MHz	dBuV/m	dBuV/m	(dB)	dBuV	dB/m	dB	dB	cm	deg																																																																																																			
1	5825.00	104.42	90.05	14.37	35.26	11.57	32.46	115	280	PEAK																																																																																																			
Avg	Blank	<p>Date: 2023-03-24</p> <p>Site : 03CH01-SZ Condition: PART 15.407 AVG 3m HF_ANT(3117)_22 VERTICAL Mode : 34 Setting : 6M Power setting 17 Plane : Y with Accessories : 352134980043864/352134980043872</p> <table border="1"> <thead> <tr> <th>Peak</th> <th>Freq</th> <th>Level</th> <th>Limit</th> <th>Margin</th> <th>Read</th> <th>Ant</th> <th>Cable</th> <th>Preamp</th> <th>Apos</th> <th>Tpos</th> <th>Remark</th> </tr> <tr> <th></th> <th>MHz</th> <th>dBuV/m</th> <th>dBuV/m</th> <th>(dB)</th> <th>dBuV</th> <th>dB/m</th> <th>dB</th> <th>dB</th> <th>cm</th> <th>deg</th> <th></th> </tr> </thead> <tbody> <tr> <td>1</td> <td>5825.00</td> <td>96.77</td> <td>82.40</td> <td>14.37</td> <td>35.26</td> <td>11.57</td> <td>32.46</td> <td>115</td> <td>280</td> <td>AVERAGE</td> </tr> </tbody> </table>	Peak	Freq	Level	Limit	Margin	Read	Ant	Cable	Preamp	Apos	Tpos	Remark		MHz	dBuV/m	dBuV/m	(dB)	dBuV	dB/m	dB	dB	cm	deg		1	5825.00	96.77	82.40	14.37	35.26	11.57	32.46	115	280	AVERAGE																																																																								
Peak	Freq	Level	Limit	Margin	Read	Ant	Cable	Preamp	Apos	Tpos	Remark																																																																																																		
	MHz	dBuV/m	dBuV/m	(dB)	dBuV	dB/m	dB	dB	cm	deg																																																																																																			
1	5825.00	96.77	82.40	14.37	35.26	11.57	32.46	115	280	AVERAGE																																																																																																			

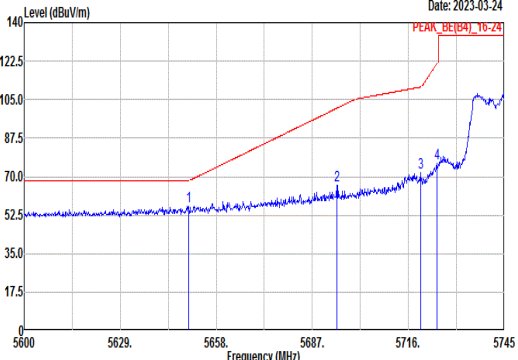
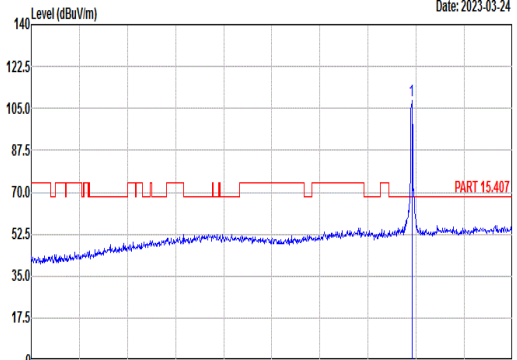
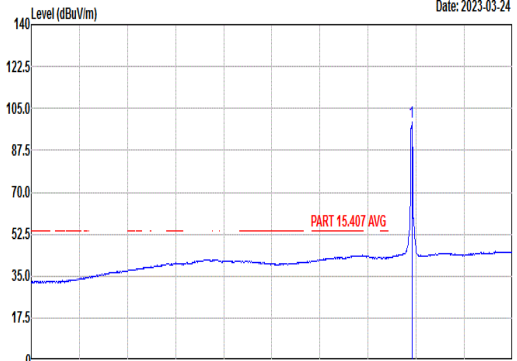


Mode	34																																																																																																					
	Harmonic																																																																																																					
	U-NII-3_5.725-5.85_802.11a_CH165_5825MHz																																																																																																					
ANT	5+6																																																																																																					
Pol.	Horizontal	Vertical																																																																																																				
Peak Avg	<p>Site : 03CH01-SZ Condition: PART 15.407 3m HF_ANT(3117)_22 HORIZONTAL Mode : 34 IMEI : 352134980043864/352134980043872 Plane : Y with Accessories : 6W Power setting 17</p> <table border="1"> <thead> <tr> <th>Limit</th> <th>Read</th> <th>Ant</th> <th>Cable</th> <th>Preamp</th> <th>APos</th> <th>TPos</th> <th>Remark</th> </tr> <tr> <th>Freq</th> <th>Level</th> <th>Line</th> <th>Margin</th> <th>Level</th> <th>Factor</th> <th>Loss</th> <th>Factor</th> </tr> <tr> <th>MHz</th> <th>dBuV/m</th> <th>dBuV/m</th> <th>dB</th> <th>dBuV</th> <th>dB/m</th> <th>dB</th> <th>dB</th> <th>cm</th> <th>deg</th> </tr> </thead> <tbody> <tr> <td>1</td> <td>11650.00</td> <td>47.48</td> <td>74.00</td> <td>-26.52</td> <td>43.24</td> <td>39.92</td> <td>14.93</td> <td>50.61</td> <td>---</td> <td>---</td> <td>Peak</td> </tr> <tr> <td>2</td> <td>17475.00</td> <td>50.04</td> <td>68.30</td> <td>-18.26</td> <td>42.27</td> <td>42.31</td> <td>17.63</td> <td>52.17</td> <td>---</td> <td>---</td> <td>Peak</td> </tr> </tbody> </table>	Limit	Read	Ant	Cable	Preamp	APos	TPos	Remark	Freq	Level	Line	Margin	Level	Factor	Loss	Factor	MHz	dBuV/m	dBuV/m	dB	dBuV	dB/m	dB	dB	cm	deg	1	11650.00	47.48	74.00	-26.52	43.24	39.92	14.93	50.61	---	---	Peak	2	17475.00	50.04	68.30	-18.26	42.27	42.31	17.63	52.17	---	---	Peak	<p>Site : 03CH01-SZ Condition: PART 15.407 3m HF_ANT(3117)_22 VERTICAL Mode : 34 IMEI : 352134980043864/352134980043872 Plane : Y with Accessories : 6W Power setting 17</p> <table border="1"> <thead> <tr> <th>Limit</th> <th>Read</th> <th>Ant</th> <th>Cable</th> <th>Preamp</th> <th>APos</th> <th>TPos</th> <th>Remark</th> </tr> <tr> <th>Freq</th> <th>Level</th> <th>Line</th> <th>Margin</th> <th>Level</th> <th>Factor</th> <th>Loss</th> <th>Factor</th> </tr> <tr> <th>MHz</th> <th>dBuV/m</th> <th>dBuV/m</th> <th>dB</th> <th>dBuV</th> <th>dB/m</th> <th>dB</th> <th>dB</th> <th>cm</th> <th>deg</th> </tr> </thead> <tbody> <tr> <td>1</td> <td>11650.00</td> <td>47.09</td> <td>74.00</td> <td>-26.91</td> <td>42.85</td> <td>39.92</td> <td>14.93</td> <td>50.61</td> <td>---</td> <td>---</td> <td>Peak</td> </tr> <tr> <td>2</td> <td>17475.00</td> <td>50.36</td> <td>68.30</td> <td>-17.94</td> <td>42.59</td> <td>42.31</td> <td>17.63</td> <td>52.17</td> <td>---</td> <td>---</td> <td>Peak</td> </tr> </tbody> </table>	Limit	Read	Ant	Cable	Preamp	APos	TPos	Remark	Freq	Level	Line	Margin	Level	Factor	Loss	Factor	MHz	dBuV/m	dBuV/m	dB	dBuV	dB/m	dB	dB	cm	deg	1	11650.00	47.09	74.00	-26.91	42.85	39.92	14.93	50.61	---	---	Peak	2	17475.00	50.36	68.30	-17.94	42.59	42.31	17.63	52.17	---	---	Peak
	Limit	Read	Ant	Cable	Preamp	APos	TPos	Remark																																																																																														
Freq	Level	Line	Margin	Level	Factor	Loss	Factor																																																																																															
MHz	dBuV/m	dBuV/m	dB	dBuV	dB/m	dB	dB	cm	deg																																																																																													
1	11650.00	47.48	74.00	-26.52	43.24	39.92	14.93	50.61	---	---	Peak																																																																																											
2	17475.00	50.04	68.30	-18.26	42.27	42.31	17.63	52.17	---	---	Peak																																																																																											
Limit	Read	Ant	Cable	Preamp	APos	TPos	Remark																																																																																															
Freq	Level	Line	Margin	Level	Factor	Loss	Factor																																																																																															
MHz	dBuV/m	dBuV/m	dB	dBuV	dB/m	dB	dB	cm	deg																																																																																													
1	11650.00	47.09	74.00	-26.91	42.85	39.92	14.93	50.61	---	---	Peak																																																																																											
2	17475.00	50.36	68.30	-17.94	42.59	42.31	17.63	52.17	---	---	Peak																																																																																											



Mode	35																																																																																																													
	Band Edge																																																																																																													
	U-NII-3_5.725-5.85_802.11ax HE20_CH149_Full_5745MHz																																																																																																													
ANT	5+6																																																																																																													
Pol.	Horizontal	Fundamental																																																																																																												
Peak	 <p>Date: 2023-03-24</p> <p>Level (dBuV/m) vs Frequency (MHz)</p> <p>PEAK_BE(B4)_16-24</p> <p>Site : 03CH01-SZ Condition: PEAK_BE(B4)_16-24 3m HF_ANT(3117)_22 HORIZONTAL Mode : 35 Setting : MCS0 Power setting 16.5 Plane : Y with Accessories : 352134980043864/352134980043872</p> <table border="1"> <thead> <tr> <th>Peak</th> <th>Freq</th> <th>Level</th> <th>Limit</th> <th>Margin</th> <th>Read</th> <th>Ant</th> <th>Cable</th> <th>Preamp</th> <th>APos</th> <th>TPos</th> <th>Remark</th> </tr> <tr> <th></th> <th>MHz</th> <th>dBuV/m</th> <th>dBuV/m</th> <th>(dB)</th> <th>dBuV</th> <th>dB/m</th> <th>dB</th> <th>dB</th> <th>cm</th> <th>deg</th> <th></th> </tr> </thead> <tbody> <tr> <td>1</td> <td>5648.43</td> <td>55.78</td> <td>68.30</td> <td>-12.52</td> <td>41.41</td> <td>35.01</td> <td>11.69</td> <td>32.33</td> <td>100</td> <td>140</td> <td>PEAK</td> </tr> <tr> <td>2</td> <td>5699.33</td> <td>63.23</td> <td>104.70</td> <td>-41.47</td> <td>48.85</td> <td>35.08</td> <td>11.67</td> <td>32.37</td> <td>100</td> <td>140</td> <td>PEAK</td> </tr> <tr> <td>3</td> <td>5716.87</td> <td>68.34</td> <td>109.92</td> <td>-41.58</td> <td>53.96</td> <td>35.10</td> <td>11.66</td> <td>32.38</td> <td>100</td> <td>140</td> <td>PEAK</td> </tr> <tr> <td>4</td> <td>5723.25</td> <td>75.87</td> <td>118.21</td> <td>-42.34</td> <td>61.49</td> <td>35.11</td> <td>11.65</td> <td>32.38</td> <td>100</td> <td>140</td> <td>PEAK</td> </tr> </tbody> </table>	Peak	Freq	Level	Limit	Margin	Read	Ant	Cable	Preamp	APos	TPos	Remark		MHz	dBuV/m	dBuV/m	(dB)	dBuV	dB/m	dB	dB	cm	deg		1	5648.43	55.78	68.30	-12.52	41.41	35.01	11.69	32.33	100	140	PEAK	2	5699.33	63.23	104.70	-41.47	48.85	35.08	11.67	32.37	100	140	PEAK	3	5716.87	68.34	109.92	-41.58	53.96	35.10	11.66	32.38	100	140	PEAK	4	5723.25	75.87	118.21	-42.34	61.49	35.11	11.65	32.38	100	140	PEAK	 <p>Date: 2023-03-24</p> <p>Level (dBuV/m) vs Frequency (MHz)</p> <p>PART 15.407</p> <p>Site : 03CH01-SZ Condition: PART 15.407 3m HF_ANT(3117)_22 HORIZONTAL Mode : 35 Setting : MCS0 Power setting 16.5 Plane : Y with Accessories : 352134980043864/352134980043872</p> <table border="1"> <thead> <tr> <th>Peak</th> <th>Freq</th> <th>Level</th> <th>Limit</th> <th>Margin</th> <th>Read</th> <th>Ant</th> <th>Cable</th> <th>Preamp</th> <th>APos</th> <th>TPos</th> <th>Remark</th> </tr> <tr> <th></th> <th>MHz</th> <th>dBuV/m</th> <th>dBuV/m</th> <th>(dB)</th> <th>dBuV</th> <th>dB/m</th> <th>dB</th> <th>dB</th> <th>cm</th> <th>deg</th> <th></th> </tr> </thead> <tbody> <tr> <td>1</td> <td>5745.00</td> <td>109.25</td> <td>94.87</td> <td>14.38</td> <td>94.87</td> <td>35.14</td> <td>11.64</td> <td>32.40</td> <td>100</td> <td>140</td> <td>PEAK</td> </tr> </tbody> </table>	Peak	Freq	Level	Limit	Margin	Read	Ant	Cable	Preamp	APos	TPos	Remark		MHz	dBuV/m	dBuV/m	(dB)	dBuV	dB/m	dB	dB	cm	deg		1	5745.00	109.25	94.87	14.38	94.87	35.14	11.64	32.40	100	140	PEAK
Peak	Freq	Level	Limit	Margin	Read	Ant	Cable	Preamp	APos	TPos	Remark																																																																																																			
	MHz	dBuV/m	dBuV/m	(dB)	dBuV	dB/m	dB	dB	cm	deg																																																																																																				
1	5648.43	55.78	68.30	-12.52	41.41	35.01	11.69	32.33	100	140	PEAK																																																																																																			
2	5699.33	63.23	104.70	-41.47	48.85	35.08	11.67	32.37	100	140	PEAK																																																																																																			
3	5716.87	68.34	109.92	-41.58	53.96	35.10	11.66	32.38	100	140	PEAK																																																																																																			
4	5723.25	75.87	118.21	-42.34	61.49	35.11	11.65	32.38	100	140	PEAK																																																																																																			
Peak	Freq	Level	Limit	Margin	Read	Ant	Cable	Preamp	APos	TPos	Remark																																																																																																			
	MHz	dBuV/m	dBuV/m	(dB)	dBuV	dB/m	dB	dB	cm	deg																																																																																																				
1	5745.00	109.25	94.87	14.38	94.87	35.14	11.64	32.40	100	140	PEAK																																																																																																			
Avg	Blank	 <p>Date: 2023-03-24</p> <p>Level (dBuV/m) vs Frequency (MHz)</p> <p>PART 15.407 AVG</p> <p>Site : 03CH01-SZ Condition: PART 15.407 AVG 3m HF_ANT(3117)_22 HORIZONTAL Mode : 35 Setting : MCS0 Power setting 16.5 Plane : Y with Accessories : 352134980043864/352134980043872</p> <table border="1"> <thead> <tr> <th>Peak</th> <th>Freq</th> <th>Level</th> <th>Limit</th> <th>Margin</th> <th>Read</th> <th>Ant</th> <th>Cable</th> <th>Preamp</th> <th>APos</th> <th>TPos</th> <th>Remark</th> </tr> <tr> <th></th> <th>MHz</th> <th>dBuV/m</th> <th>dBuV/m</th> <th>(dB)</th> <th>dBuV</th> <th>dB/m</th> <th>dB</th> <th>dB</th> <th>cm</th> <th>deg</th> <th></th> </tr> </thead> <tbody> <tr> <td>1</td> <td>5745.00</td> <td>99.76</td> <td>85.38</td> <td>14.38</td> <td>85.38</td> <td>35.14</td> <td>11.64</td> <td>32.40</td> <td>100</td> <td>140</td> <td>AVERAGE</td> </tr> </tbody> </table>	Peak	Freq	Level	Limit	Margin	Read	Ant	Cable	Preamp	APos	TPos	Remark		MHz	dBuV/m	dBuV/m	(dB)	dBuV	dB/m	dB	dB	cm	deg		1	5745.00	99.76	85.38	14.38	85.38	35.14	11.64	32.40	100	140	AVERAGE																																																																								
Peak	Freq	Level	Limit	Margin	Read	Ant	Cable	Preamp	APos	TPos	Remark																																																																																																			
	MHz	dBuV/m	dBuV/m	(dB)	dBuV	dB/m	dB	dB	cm	deg																																																																																																				
1	5745.00	99.76	85.38	14.38	85.38	35.14	11.64	32.40	100	140	AVERAGE																																																																																																			



Mode	35																																																																																																																			
	Band Edge																																																																																																																			
	U-NII-3_5.725-5.85_802.11ax HE20_CH149_Full_5745MHz																																																																																																																			
ANT	5+6																																																																																																																			
Pol.	Vertical	Fundamental																																																																																																																		
Peak	 <p>Level (dBuV/m) vs Frequency (MHz) plot for Vertical polarization. Shows a rising signal level from 5600 to 5745 MHz. A red line indicates a limit, and a blue line shows the measured signal. A peak is labeled 'PEAK_BE(B4)_16-24'.</p> <p>Site : 03CH01-SZ Condition: PEAK_BE(B4)_16-24 3m HF_ANT(3117)_22 VERTICAL Mode : 35 Setting : MCS0 Power setting 16.5 Plane : Y with Accessories : 352134980043864/352134980043872</p> <table border="1"> <thead> <tr> <th>Limit</th> <th>Margin</th> <th>Read</th> <th>Ant</th> <th>Cable</th> <th>Preamp</th> <th>APos</th> <th>TPos</th> <th>Remark</th> </tr> <tr> <th>Freq</th> <th>Level</th> <th>Line</th> <th>(dB)</th> <th>Level</th> <th>Factor</th> <th>Loss</th> <th>Factor</th> <th></th> </tr> <tr> <th>MHz</th> <th>dBuV/m</th> <th>dBuV/m</th> <th>dBuV</th> <th>dB/m</th> <th>dB</th> <th>dB</th> <th>cm</th> <th>deg</th> </tr> </thead> <tbody> <tr> <td>1</td> <td>5649.59</td> <td>56.39</td> <td>68.30</td> <td>-11.91</td> <td>42.02</td> <td>35.01</td> <td>11.69</td> <td>32.33</td> <td>172</td> <td>279</td> <td>PEAK</td> </tr> <tr> <td>2</td> <td>5694.40</td> <td>66.23</td> <td>101.08</td> <td>-34.85</td> <td>51.85</td> <td>35.07</td> <td>11.67</td> <td>32.36</td> <td>172</td> <td>279</td> <td>PEAK</td> </tr> <tr> <td>3</td> <td>5719.63</td> <td>71.60</td> <td>110.70</td> <td>-39.10</td> <td>57.21</td> <td>35.11</td> <td>11.66</td> <td>32.38</td> <td>172</td> <td>279</td> <td>PEAK</td> </tr> <tr> <td>4</td> <td>5724.56</td> <td>75.91</td> <td>121.19</td> <td>-45.28</td> <td>61.54</td> <td>35.11</td> <td>11.65</td> <td>32.39</td> <td>172</td> <td>279</td> <td>PEAK</td> </tr> </tbody> </table>	Limit	Margin	Read	Ant	Cable	Preamp	APos	TPos	Remark	Freq	Level	Line	(dB)	Level	Factor	Loss	Factor		MHz	dBuV/m	dBuV/m	dBuV	dB/m	dB	dB	cm	deg	1	5649.59	56.39	68.30	-11.91	42.02	35.01	11.69	32.33	172	279	PEAK	2	5694.40	66.23	101.08	-34.85	51.85	35.07	11.67	32.36	172	279	PEAK	3	5719.63	71.60	110.70	-39.10	57.21	35.11	11.66	32.38	172	279	PEAK	4	5724.56	75.91	121.19	-45.28	61.54	35.11	11.65	32.39	172	279	PEAK	 <p>Level (dBuV/m) vs Frequency (MHz) plot for Fundamental polarization. Shows a sharp peak at 5745 MHz. A red line indicates a limit, and a blue line shows the measured signal. A peak is labeled 'PART 15.407'.</p> <p>Site : 03CH01-SZ Condition: PART 15.407 3m HF_ANT(3117)_22 VERTICAL Mode : 35 Setting : MCS0 Power setting 16.5 Plane : Y with Accessories : 352134980043864/352134980043872</p> <table border="1"> <thead> <tr> <th>Limit</th> <th>Margin</th> <th>Read</th> <th>Ant</th> <th>Cable</th> <th>Preamp</th> <th>APos</th> <th>TPos</th> <th>Remark</th> </tr> <tr> <th>Freq</th> <th>Level</th> <th>Line</th> <th>(dB)</th> <th>Level</th> <th>Factor</th> <th>Loss</th> <th>Factor</th> <th></th> </tr> <tr> <th>MHz</th> <th>dBuV/m</th> <th>dBuV/m</th> <th>dBuV</th> <th>dB/m</th> <th>dB</th> <th>dB</th> <th>cm</th> <th>deg</th> </tr> </thead> <tbody> <tr> <td>1</td> <td>5745.00</td> <td>108.05</td> <td>-----</td> <td>-----</td> <td>93.67</td> <td>35.14</td> <td>11.64</td> <td>32.40</td> <td>172</td> <td>279</td> <td>PEAK</td> </tr> </tbody> </table>	Limit	Margin	Read	Ant	Cable	Preamp	APos	TPos	Remark	Freq	Level	Line	(dB)	Level	Factor	Loss	Factor		MHz	dBuV/m	dBuV/m	dBuV	dB/m	dB	dB	cm	deg	1	5745.00	108.05	-----	-----	93.67	35.14	11.64	32.40	172	279	PEAK
	Limit	Margin	Read	Ant	Cable	Preamp	APos	TPos	Remark																																																																																																											
Freq	Level	Line	(dB)	Level	Factor	Loss	Factor																																																																																																													
MHz	dBuV/m	dBuV/m	dBuV	dB/m	dB	dB	cm	deg																																																																																																												
1	5649.59	56.39	68.30	-11.91	42.02	35.01	11.69	32.33	172	279	PEAK																																																																																																									
2	5694.40	66.23	101.08	-34.85	51.85	35.07	11.67	32.36	172	279	PEAK																																																																																																									
3	5719.63	71.60	110.70	-39.10	57.21	35.11	11.66	32.38	172	279	PEAK																																																																																																									
4	5724.56	75.91	121.19	-45.28	61.54	35.11	11.65	32.39	172	279	PEAK																																																																																																									
Limit	Margin	Read	Ant	Cable	Preamp	APos	TPos	Remark																																																																																																												
Freq	Level	Line	(dB)	Level	Factor	Loss	Factor																																																																																																													
MHz	dBuV/m	dBuV/m	dBuV	dB/m	dB	dB	cm	deg																																																																																																												
1	5745.00	108.05	-----	-----	93.67	35.14	11.64	32.40	172	279	PEAK																																																																																																									
Avg	Blank	 <p>Level (dBuV/m) vs Frequency (MHz) plot for Fundamental polarization. Shows a sharp peak at 5745 MHz. A red line indicates a limit, and a blue line shows the measured signal. A peak is labeled 'PART 15.407 AVG'.</p> <p>Site : 03CH01-SZ Condition: PART 15.407 AVG 3m HF_ANT(3117)_22 VERTICAL Mode : 35 Setting : MCS0 Power setting 16.5 Plane : Y with Accessories : 352134980043864/352134980043872</p> <table border="1"> <thead> <tr> <th>Limit</th> <th>Margin</th> <th>Read</th> <th>Ant</th> <th>Cable</th> <th>Preamp</th> <th>APos</th> <th>TPos</th> <th>Remark</th> </tr> <tr> <th>Freq</th> <th>Level</th> <th>Line</th> <th>(dB)</th> <th>Level</th> <th>Factor</th> <th>Loss</th> <th>Factor</th> <th></th> </tr> <tr> <th>MHz</th> <th>dBuV/m</th> <th>dBuV/m</th> <th>dBuV</th> <th>dB/m</th> <th>dB</th> <th>dB</th> <th>cm</th> <th>deg</th> </tr> </thead> <tbody> <tr> <td>1</td> <td>5745.00</td> <td>99.50</td> <td>-----</td> <td>-----</td> <td>85.12</td> <td>35.14</td> <td>11.64</td> <td>32.40</td> <td>172</td> <td>279</td> <td>AVERAGE</td> </tr> </tbody> </table>	Limit	Margin	Read	Ant	Cable	Preamp	APos	TPos	Remark	Freq	Level	Line	(dB)	Level	Factor	Loss	Factor		MHz	dBuV/m	dBuV/m	dBuV	dB/m	dB	dB	cm	deg	1	5745.00	99.50	-----	-----	85.12	35.14	11.64	32.40	172	279	AVERAGE																																																																											
Limit	Margin	Read	Ant	Cable	Preamp	APos	TPos	Remark																																																																																																												
Freq	Level	Line	(dB)	Level	Factor	Loss	Factor																																																																																																													
MHz	dBuV/m	dBuV/m	dBuV	dB/m	dB	dB	cm	deg																																																																																																												
1	5745.00	99.50	-----	-----	85.12	35.14	11.64	32.40	172	279	AVERAGE																																																																																																									



Mode	35																																																																																																	
	Harmonic																																																																																																	
	U-NII-3_5.725-5.85_802.11ax HE20_CH149_Full_5745MHz																																																																																																	
ANT	5+6																																																																																																	
Pol.	Horizontal	Vertical																																																																																																
Peak Avg	<p>Site : 03CH01-SZ Condition: PART 15.407 3m HF_ANT(3117)_22 HORIZONTAL Mode : 35 IMEI : 352134980043864/352134980043872 Plane : Y with Accessories : MCS0 Power setting 16.5</p> <table border="1"> <thead> <tr> <th>Limit</th> <th>Read</th> <th>Ant</th> <th>Cable</th> <th>Preamp</th> <th>APos</th> <th>TPos</th> <th>Remark</th> </tr> <tr> <th>Freq</th> <th>Level</th> <th>Line</th> <th>Margin</th> <th>Level</th> <th>Factor</th> <th>Loss</th> <th>Factor</th> </tr> <tr> <th>MHz</th> <th>dBuV/m</th> <th>dBuV/m</th> <th>dB</th> <th>dBuV</th> <th>dB/m</th> <th>dB</th> <th>dB</th> </tr> </thead> <tbody> <tr> <td>1</td> <td>11490.00</td> <td>47.86</td> <td>74.00</td> <td>-26.14</td> <td>43.95</td> <td>39.79</td> <td>14.83</td> <td>50.71</td> <td>---</td> <td>---</td> <td>Peak</td> </tr> <tr> <td>2</td> <td>17235.00</td> <td>50.01</td> <td>68.30</td> <td>-18.29</td> <td>41.96</td> <td>42.41</td> <td>17.57</td> <td>51.93</td> <td>---</td> <td>---</td> <td>Peak</td> </tr> </tbody> </table>	Limit	Read	Ant	Cable	Preamp	APos	TPos	Remark	Freq	Level	Line	Margin	Level	Factor	Loss	Factor	MHz	dBuV/m	dBuV/m	dB	dBuV	dB/m	dB	dB	1	11490.00	47.86	74.00	-26.14	43.95	39.79	14.83	50.71	---	---	Peak	2	17235.00	50.01	68.30	-18.29	41.96	42.41	17.57	51.93	---	---	Peak	<p>Site : 03CH01-SZ Condition: PART 15.407 3m HF_ANT(3117)_22 VERTICAL Mode : 35 IMEI : 352134980043864/352134980043872 Plane : Y with Accessories : MCS0 Power setting 16.5</p> <table border="1"> <thead> <tr> <th>Limit</th> <th>Read</th> <th>Ant</th> <th>Cable</th> <th>Preamp</th> <th>APos</th> <th>TPos</th> <th>Remark</th> </tr> <tr> <th>Freq</th> <th>Level</th> <th>Line</th> <th>Margin</th> <th>Level</th> <th>Factor</th> <th>Loss</th> <th>Factor</th> </tr> <tr> <th>MHz</th> <th>dBuV/m</th> <th>dBuV/m</th> <th>dB</th> <th>dBuV</th> <th>dB/m</th> <th>dB</th> <th>dB</th> </tr> </thead> <tbody> <tr> <td>1</td> <td>11490.00</td> <td>47.33</td> <td>74.00</td> <td>-26.67</td> <td>43.42</td> <td>39.79</td> <td>14.83</td> <td>50.71</td> <td>---</td> <td>---</td> <td>Peak</td> </tr> <tr> <td>2</td> <td>17235.00</td> <td>50.04</td> <td>68.30</td> <td>-18.26</td> <td>41.99</td> <td>42.41</td> <td>17.57</td> <td>51.93</td> <td>---</td> <td>---</td> <td>Peak</td> </tr> </tbody> </table>	Limit	Read	Ant	Cable	Preamp	APos	TPos	Remark	Freq	Level	Line	Margin	Level	Factor	Loss	Factor	MHz	dBuV/m	dBuV/m	dB	dBuV	dB/m	dB	dB	1	11490.00	47.33	74.00	-26.67	43.42	39.79	14.83	50.71	---	---	Peak	2	17235.00	50.04	68.30	-18.26	41.99	42.41	17.57	51.93	---	---	Peak
	Limit	Read	Ant	Cable	Preamp	APos	TPos	Remark																																																																																										
Freq	Level	Line	Margin	Level	Factor	Loss	Factor																																																																																											
MHz	dBuV/m	dBuV/m	dB	dBuV	dB/m	dB	dB																																																																																											
1	11490.00	47.86	74.00	-26.14	43.95	39.79	14.83	50.71	---	---	Peak																																																																																							
2	17235.00	50.01	68.30	-18.29	41.96	42.41	17.57	51.93	---	---	Peak																																																																																							
Limit	Read	Ant	Cable	Preamp	APos	TPos	Remark																																																																																											
Freq	Level	Line	Margin	Level	Factor	Loss	Factor																																																																																											
MHz	dBuV/m	dBuV/m	dB	dBuV	dB/m	dB	dB																																																																																											
1	11490.00	47.33	74.00	-26.67	43.42	39.79	14.83	50.71	---	---	Peak																																																																																							
2	17235.00	50.04	68.30	-18.26	41.99	42.41	17.57	51.93	---	---	Peak																																																																																							



Mode	36																																																																																																					
	Harmonic																																																																																																					
	U-NII-3_5.725-5.85_802.11ax HE20_CH157_Full_5785MHz																																																																																																					
ANT	5+6																																																																																																					
Pol.	Horizontal	Vertical																																																																																																				
Peak Avg	<p>Site : 03CH01-SZ Condition: PART 15.407 3m HF_ANT(3117)_22 HORIZONTAL Mode : 36 IMEI : 352134980043864/352134980043872 Plane : Y with Accessories : MCS0 Power setting 16.5</p> <table border="1"> <thead> <tr> <th>Limit</th> <th>Read</th> <th>Ant</th> <th>Cable</th> <th>Preamp</th> <th>APos</th> <th>TPos</th> <th>Remark</th> </tr> <tr> <th>Freq</th> <th>Level</th> <th>Line</th> <th>Margin</th> <th>Level</th> <th>Factor</th> <th>Loss</th> <th>Factor</th> </tr> <tr> <th>MHz</th> <th>dBuV/m</th> <th>dBuV/m</th> <th>dB</th> <th>dBuV</th> <th>dB/m</th> <th>dB</th> <th>dB</th> <th>cm</th> <th>deg</th> </tr> </thead> <tbody> <tr> <td>1</td> <td>11570.00</td> <td>47.06</td> <td>74.00</td> <td>-26.94</td> <td>42.98</td> <td>39.86</td> <td>14.88</td> <td>50.66</td> <td>---</td> <td>---</td> <td>Peak</td> </tr> <tr> <td>2</td> <td>17355.00</td> <td>50.80</td> <td>68.30</td> <td>-17.50</td> <td>42.89</td> <td>42.36</td> <td>17.60</td> <td>52.05</td> <td>---</td> <td>---</td> <td>Peak</td> </tr> </tbody> </table>	Limit	Read	Ant	Cable	Preamp	APos	TPos	Remark	Freq	Level	Line	Margin	Level	Factor	Loss	Factor	MHz	dBuV/m	dBuV/m	dB	dBuV	dB/m	dB	dB	cm	deg	1	11570.00	47.06	74.00	-26.94	42.98	39.86	14.88	50.66	---	---	Peak	2	17355.00	50.80	68.30	-17.50	42.89	42.36	17.60	52.05	---	---	Peak	<p>Site : 03CH01-SZ Condition: PART 15.407 3m HF_ANT(3117)_22 VERTICAL Mode : 36 IMEI : 352134980043864/352134980043872 Plane : Y with Accessories : MCS0 Power setting 16.5</p> <table border="1"> <thead> <tr> <th>Limit</th> <th>Read</th> <th>Ant</th> <th>Cable</th> <th>Preamp</th> <th>APos</th> <th>TPos</th> <th>Remark</th> </tr> <tr> <th>Freq</th> <th>Level</th> <th>Line</th> <th>Margin</th> <th>Level</th> <th>Factor</th> <th>Loss</th> <th>Factor</th> </tr> <tr> <th>MHz</th> <th>dBuV/m</th> <th>dBuV/m</th> <th>dB</th> <th>dBuV</th> <th>dB/m</th> <th>dB</th> <th>dB</th> <th>cm</th> <th>deg</th> </tr> </thead> <tbody> <tr> <td>1</td> <td>11570.00</td> <td>47.55</td> <td>74.00</td> <td>-26.45</td> <td>43.47</td> <td>39.86</td> <td>14.88</td> <td>50.66</td> <td>---</td> <td>---</td> <td>Peak</td> </tr> <tr> <td>2</td> <td>17355.00</td> <td>50.56</td> <td>68.30</td> <td>-17.74</td> <td>42.65</td> <td>42.36</td> <td>17.60</td> <td>52.05</td> <td>---</td> <td>---</td> <td>Peak</td> </tr> </tbody> </table>	Limit	Read	Ant	Cable	Preamp	APos	TPos	Remark	Freq	Level	Line	Margin	Level	Factor	Loss	Factor	MHz	dBuV/m	dBuV/m	dB	dBuV	dB/m	dB	dB	cm	deg	1	11570.00	47.55	74.00	-26.45	43.47	39.86	14.88	50.66	---	---	Peak	2	17355.00	50.56	68.30	-17.74	42.65	42.36	17.60	52.05	---	---	Peak
	Limit	Read	Ant	Cable	Preamp	APos	TPos	Remark																																																																																														
Freq	Level	Line	Margin	Level	Factor	Loss	Factor																																																																																															
MHz	dBuV/m	dBuV/m	dB	dBuV	dB/m	dB	dB	cm	deg																																																																																													
1	11570.00	47.06	74.00	-26.94	42.98	39.86	14.88	50.66	---	---	Peak																																																																																											
2	17355.00	50.80	68.30	-17.50	42.89	42.36	17.60	52.05	---	---	Peak																																																																																											
Limit	Read	Ant	Cable	Preamp	APos	TPos	Remark																																																																																															
Freq	Level	Line	Margin	Level	Factor	Loss	Factor																																																																																															
MHz	dBuV/m	dBuV/m	dB	dBuV	dB/m	dB	dB	cm	deg																																																																																													
1	11570.00	47.55	74.00	-26.45	43.47	39.86	14.88	50.66	---	---	Peak																																																																																											
2	17355.00	50.56	68.30	-17.74	42.65	42.36	17.60	52.05	---	---	Peak																																																																																											



37																																																																															
Mode	Band Edge - L																																																																														
	U-NII-3_5.725-5.85_802.11ax HE20_CH165_Full_5825MHz																																																																														
ANT	5+6																																																																														
Pol.	Horizontal																																																																														
Peak	<p style="text-align: right;">Date: 2023-03-24</p> <p>Site : 03CH01-SZ Condition: PEAK_BE(B4)_16-24 3m HF_ANT(3117)_22 HORIZONTAL Mode : 37 Setting : MCS0 Power setting 17 Plane : Y with Accessories : 352134980043864/352134980043872</p> <table border="1"> <thead> <tr> <th>Peak</th> <th>Freq</th> <th>Level</th> <th>Limit</th> <th>Line</th> <th>Margin</th> <th>Read</th> <th>Ant</th> <th>Cable</th> <th>Preamp</th> <th>APos</th> <th>TPos</th> <th>Remark</th> </tr> <tr> <th></th> <th>MHz</th> <th>dBuV/m</th> <th>dBuV/m</th> <th></th> <th></th> <th>dBuV</th> <th>dB/m</th> <th>dB</th> <th>dB</th> <th>cm</th> <th>deg</th> <th></th> </tr> </thead> <tbody> <tr> <td>1</td> <td>5854.88</td> <td>55.79</td> <td>111.08</td> <td>-55.29</td> <td>41.46</td> <td>35.30</td> <td>11.52</td> <td>32.49</td> <td>137</td> <td></td> <td></td> <td>0 PEAK</td> </tr> <tr> <td>2</td> <td>5872.38</td> <td>53.40</td> <td>105.93</td> <td>-52.53</td> <td>39.09</td> <td>35.32</td> <td>11.49</td> <td>32.50</td> <td>137</td> <td></td> <td></td> <td>0 PEAK</td> </tr> <tr> <td>3</td> <td>5924.25</td> <td>53.33</td> <td>68.75</td> <td>-15.42</td> <td>39.08</td> <td>35.39</td> <td>11.40</td> <td>32.54</td> <td>137</td> <td></td> <td></td> <td>0 PEAK</td> </tr> <tr> <td>4</td> <td>5947.00</td> <td>54.47</td> <td>68.30</td> <td>-13.83</td> <td>40.23</td> <td>35.43</td> <td>11.37</td> <td>32.56</td> <td>137</td> <td></td> <td></td> <td>0 PEAK</td> </tr> </tbody> </table>	Peak	Freq	Level	Limit	Line	Margin	Read	Ant	Cable	Preamp	APos	TPos	Remark		MHz	dBuV/m	dBuV/m			dBuV	dB/m	dB	dB	cm	deg		1	5854.88	55.79	111.08	-55.29	41.46	35.30	11.52	32.49	137			0 PEAK	2	5872.38	53.40	105.93	-52.53	39.09	35.32	11.49	32.50	137			0 PEAK	3	5924.25	53.33	68.75	-15.42	39.08	35.39	11.40	32.54	137			0 PEAK	4	5947.00	54.47	68.30	-13.83	40.23	35.43	11.37	32.56	137			0 PEAK
	Peak	Freq	Level	Limit	Line	Margin	Read	Ant	Cable	Preamp	APos	TPos	Remark																																																																		
	MHz	dBuV/m	dBuV/m			dBuV	dB/m	dB	dB	cm	deg																																																																				
1	5854.88	55.79	111.08	-55.29	41.46	35.30	11.52	32.49	137			0 PEAK																																																																			
2	5872.38	53.40	105.93	-52.53	39.09	35.32	11.49	32.50	137			0 PEAK																																																																			
3	5924.25	53.33	68.75	-15.42	39.08	35.39	11.40	32.54	137			0 PEAK																																																																			
4	5947.00	54.47	68.30	-13.83	40.23	35.43	11.37	32.56	137			0 PEAK																																																																			
	<p style="text-align: right;">Date: 2023-03-24</p> <p>Site : 03CH01-SZ Condition: PART 15.407 3m HF_ANT(3117)_22 HORIZONTAL Mode : 37 Setting : MCS0 Power setting 17 Plane : Y with Accessories : 352134980043864/352134980043872</p> <table border="1"> <thead> <tr> <th>Peak</th> <th>Freq</th> <th>Level</th> <th>Limit</th> <th>Line</th> <th>Margin</th> <th>Read</th> <th>Ant</th> <th>Cable</th> <th>Preamp</th> <th>APos</th> <th>TPos</th> <th>Remark</th> </tr> <tr> <th></th> <th>MHz</th> <th>dBuV/m</th> <th>dBuV/m</th> <th></th> <th></th> <th>dBuV</th> <th>dB/m</th> <th>dB</th> <th>dB</th> <th>cm</th> <th>deg</th> <th></th> </tr> </thead> <tbody> <tr> <td>1</td> <td>5824.00</td> <td>104.58</td> <td>90.22</td> <td>14.36</td> <td>35.25</td> <td>11.57</td> <td>32.46</td> <td>137</td> <td></td> <td></td> <td></td> <td>0 PEAK</td> </tr> </tbody> </table>	Peak	Freq	Level	Limit	Line	Margin	Read	Ant	Cable	Preamp	APos	TPos	Remark		MHz	dBuV/m	dBuV/m			dBuV	dB/m	dB	dB	cm	deg		1	5824.00	104.58	90.22	14.36	35.25	11.57	32.46	137				0 PEAK																																							
Peak	Freq	Level	Limit	Line	Margin	Read	Ant	Cable	Preamp	APos	TPos	Remark																																																																			
	MHz	dBuV/m	dBuV/m			dBuV	dB/m	dB	dB	cm	deg																																																																				
1	5824.00	104.58	90.22	14.36	35.25	11.57	32.46	137				0 PEAK																																																																			
Avg	Blank																																																																														
	<p style="text-align: right;">Date: 2023-03-24</p> <p>Site : 03CH01-SZ Condition: PART 15.407 AVG 3m HF_ANT(3117)_22 HORIZONTAL Mode : 37 Setting : MCS0 Power setting 17 Plane : Y with Accessories : 352134980043864/352134980043872</p> <table border="1"> <thead> <tr> <th>Peak</th> <th>Freq</th> <th>Level</th> <th>Limit</th> <th>Line</th> <th>Margin</th> <th>Read</th> <th>Ant</th> <th>Cable</th> <th>Preamp</th> <th>APos</th> <th>TPos</th> <th>Remark</th> </tr> <tr> <th></th> <th>MHz</th> <th>dBuV/m</th> <th>dBuV/m</th> <th></th> <th></th> <th>dBuV</th> <th>dB/m</th> <th>dB</th> <th>dB</th> <th>cm</th> <th>deg</th> <th></th> </tr> </thead> <tbody> <tr> <td>1</td> <td>5824.00</td> <td>96.48</td> <td>82.12</td> <td>14.36</td> <td>35.25</td> <td>11.57</td> <td>32.46</td> <td>137</td> <td></td> <td></td> <td></td> <td>0 AVERAGE</td> </tr> </tbody> </table>	Peak	Freq	Level	Limit	Line	Margin	Read	Ant	Cable	Preamp	APos	TPos	Remark		MHz	dBuV/m	dBuV/m			dBuV	dB/m	dB	dB	cm	deg		1	5824.00	96.48	82.12	14.36	35.25	11.57	32.46	137				0 AVERAGE																																							
Peak	Freq	Level	Limit	Line	Margin	Read	Ant	Cable	Preamp	APos	TPos	Remark																																																																			
	MHz	dBuV/m	dBuV/m			dBuV	dB/m	dB	dB	cm	deg																																																																				
1	5824.00	96.48	82.12	14.36	35.25	11.57	32.46	137				0 AVERAGE																																																																			



37																																																									
Mode	Band Edge - L																																																								
	U-NII-3_5.725-5.85_802.11ax HE20_CH165_Full_5825MHz																																																								
ANT	5+6																																																								
Pol.	Vertical																																																								
Peak	<p style="text-align: right;">Date: 2023-03-24</p> <p>Site : 03CH01-SZ Condition: PEAK_BE(B4)_16-24 3m HF_ANT(3117)_22 VERTICAL Mode : 37 Setting : MCS0 Power setting 17 Plane : Y with Accessories : 352134980043864/352134980043872</p> <table border="1"> <thead> <tr> <th>Limit</th> <th>Read</th> <th>Ant</th> <th>Cable</th> <th>Preamp</th> <th>APos</th> <th>TPos</th> <th>Remark</th> </tr> <tr> <th>Freq</th> <th>Level</th> <th>Line</th> <th>Margin</th> <th>Level</th> <th>Factor</th> <th>Loss Factor</th> <th></th> </tr> <tr> <th>MHz</th> <th>dBuV/m</th> <th>dBuV/m</th> <th>dBuV</th> <th>dB/m</th> <th>dB</th> <th>dB</th> <th>cm deg</th> </tr> </thead> <tbody> <tr> <td>1</td> <td>5854.88</td> <td>53.27</td> <td>111.08</td> <td>-57.81</td> <td>38.94</td> <td>35.30</td> <td>11.52 32.49 386 360 PEAK</td> </tr> <tr> <td>2</td> <td>5873.88</td> <td>54.05</td> <td>105.51</td> <td>-51.46</td> <td>39.74</td> <td>35.32</td> <td>11.49 32.50 386 360 PEAK</td> </tr> <tr> <td>3</td> <td>5924.75</td> <td>52.87</td> <td>68.38</td> <td>-15.51</td> <td>38.62</td> <td>35.39</td> <td>11.40 32.54 386 360 PEAK</td> </tr> <tr> <td>4</td> <td>5935.38</td> <td>54.28</td> <td>68.30</td> <td>-14.02</td> <td>40.03</td> <td>35.41</td> <td>11.39 32.55 386 360 PEAK</td> </tr> </tbody> </table>	Limit	Read	Ant	Cable	Preamp	APos	TPos	Remark	Freq	Level	Line	Margin	Level	Factor	Loss Factor		MHz	dBuV/m	dBuV/m	dBuV	dB/m	dB	dB	cm deg	1	5854.88	53.27	111.08	-57.81	38.94	35.30	11.52 32.49 386 360 PEAK	2	5873.88	54.05	105.51	-51.46	39.74	35.32	11.49 32.50 386 360 PEAK	3	5924.75	52.87	68.38	-15.51	38.62	35.39	11.40 32.54 386 360 PEAK	4	5935.38	54.28	68.30	-14.02	40.03	35.41	11.39 32.55 386 360 PEAK
	Limit	Read	Ant	Cable	Preamp	APos	TPos	Remark																																																	
Freq	Level	Line	Margin	Level	Factor	Loss Factor																																																			
MHz	dBuV/m	dBuV/m	dBuV	dB/m	dB	dB	cm deg																																																		
1	5854.88	53.27	111.08	-57.81	38.94	35.30	11.52 32.49 386 360 PEAK																																																		
2	5873.88	54.05	105.51	-51.46	39.74	35.32	11.49 32.50 386 360 PEAK																																																		
3	5924.75	52.87	68.38	-15.51	38.62	35.39	11.40 32.54 386 360 PEAK																																																		
4	5935.38	54.28	68.30	-14.02	40.03	35.41	11.39 32.55 386 360 PEAK																																																		
Fundamental	<p style="text-align: right;">Date: 2023-03-24</p> <p>Site : 03CH01-SZ Condition: PART 15.407 3m HF_ANT(3117)_22 VERTICAL Mode : 37 Setting : MCS0 Power setting 17 Plane : Y with Accessories : 352134980043864/352134980043872</p> <table border="1"> <thead> <tr> <th>Limit</th> <th>Read</th> <th>Ant</th> <th>Cable</th> <th>Preamp</th> <th>APos</th> <th>TPos</th> <th>Remark</th> </tr> <tr> <th>Freq</th> <th>Level</th> <th>Line</th> <th>Margin</th> <th>Level</th> <th>Factor</th> <th>Loss Factor</th> <th></th> </tr> <tr> <th>MHz</th> <th>dBuV/m</th> <th>dBuV/m</th> <th>dBuV</th> <th>dB/m</th> <th>dB</th> <th>dB</th> <th>cm deg</th> </tr> </thead> <tbody> <tr> <td>1</td> <td>5824.00</td> <td>107.39</td> <td>-----</td> <td>-----</td> <td>93.03</td> <td>35.25 11.57 32.46</td> <td>386 360 PEAK</td> </tr> </tbody> </table>	Limit	Read	Ant	Cable	Preamp	APos	TPos	Remark	Freq	Level	Line	Margin	Level	Factor	Loss Factor		MHz	dBuV/m	dBuV/m	dBuV	dB/m	dB	dB	cm deg	1	5824.00	107.39	-----	-----	93.03	35.25 11.57 32.46	386 360 PEAK																								
Limit	Read	Ant	Cable	Preamp	APos	TPos	Remark																																																		
Freq	Level	Line	Margin	Level	Factor	Loss Factor																																																			
MHz	dBuV/m	dBuV/m	dBuV	dB/m	dB	dB	cm deg																																																		
1	5824.00	107.39	-----	-----	93.03	35.25 11.57 32.46	386 360 PEAK																																																		
Avg	Blank																																																								
	<p style="text-align: right;">Date: 2023-03-24</p> <p>Site : 03CH01-SZ Condition: PART 15.407 AVG 3m HF_ANT(3117)_22 VERTICAL Mode : 37 Setting : MCS0 Power setting 17 Plane : Y with Accessories : 352134980043864/352134980043872</p> <table border="1"> <thead> <tr> <th>Limit</th> <th>Read</th> <th>Ant</th> <th>Cable</th> <th>Preamp</th> <th>APos</th> <th>TPos</th> <th>Remark</th> </tr> <tr> <th>Freq</th> <th>Level</th> <th>Line</th> <th>Margin</th> <th>Level</th> <th>Factor</th> <th>Loss Factor</th> <th></th> </tr> <tr> <th>MHz</th> <th>dBuV/m</th> <th>dBuV/m</th> <th>dBuV</th> <th>dB/m</th> <th>dB</th> <th>dB</th> <th>cm deg</th> </tr> </thead> <tbody> <tr> <td>1</td> <td>5824.00</td> <td>98.07</td> <td>-----</td> <td>-----</td> <td>83.71</td> <td>35.25 11.57 32.46</td> <td>386 360 AVERAGE</td> </tr> </tbody> </table>	Limit	Read	Ant	Cable	Preamp	APos	TPos	Remark	Freq	Level	Line	Margin	Level	Factor	Loss Factor		MHz	dBuV/m	dBuV/m	dBuV	dB/m	dB	dB	cm deg	1	5824.00	98.07	-----	-----	83.71	35.25 11.57 32.46	386 360 AVERAGE																								
Limit	Read	Ant	Cable	Preamp	APos	TPos	Remark																																																		
Freq	Level	Line	Margin	Level	Factor	Loss Factor																																																			
MHz	dBuV/m	dBuV/m	dBuV	dB/m	dB	dB	cm deg																																																		
1	5824.00	98.07	-----	-----	83.71	35.25 11.57 32.46	386 360 AVERAGE																																																		



Mode	37																																																																																																	
	Harmonic																																																																																																	
	U-NII-3_5.725-5.85_802.11ax HE20_CH165_Full_5825MHz																																																																																																	
ANT	5+6																																																																																																	
Pol.	Horizontal	Vertical																																																																																																
Peak Avg	<p>Site : 03CH01-SZ Condition: PART 15.407 3m HF_ANT(3117)_22 HORIZONTAL Mode : 37 IMEI : 352134980043864/352134980043872 Plane : Y with Accessories : MCS0 Power setting 17</p> <table border="1"> <thead> <tr> <th>Limit</th> <th>Read</th> <th>Ant</th> <th>Cable</th> <th>Preamp</th> <th>APos</th> <th>TPos</th> <th>Remark</th> </tr> <tr> <th>Freq</th> <th>Level</th> <th>Line</th> <th>Margin</th> <th>Level</th> <th>Factor</th> <th>Loss</th> <th>Factor</th> </tr> <tr> <th>MHz</th> <th>dBuV/m</th> <th>dBuV/m</th> <th>dB</th> <th>dBuV</th> <th>dB/m</th> <th>dB</th> <th>dB</th> </tr> </thead> <tbody> <tr> <td>1</td> <td>11650.00</td> <td>47.09</td> <td>74.00</td> <td>-26.91</td> <td>42.85</td> <td>39.92</td> <td>14.93</td> <td>50.61</td> <td>---</td> <td>---</td> <td>Peak</td> </tr> <tr> <td>2</td> <td>17475.00</td> <td>50.68</td> <td>68.30</td> <td>-17.62</td> <td>42.91</td> <td>42.31</td> <td>17.63</td> <td>52.17</td> <td>---</td> <td>---</td> <td>Peak</td> </tr> </tbody> </table>	Limit	Read	Ant	Cable	Preamp	APos	TPos	Remark	Freq	Level	Line	Margin	Level	Factor	Loss	Factor	MHz	dBuV/m	dBuV/m	dB	dBuV	dB/m	dB	dB	1	11650.00	47.09	74.00	-26.91	42.85	39.92	14.93	50.61	---	---	Peak	2	17475.00	50.68	68.30	-17.62	42.91	42.31	17.63	52.17	---	---	Peak	<p>Site : 03CH01-SZ Condition: PART 15.407 3m HF_ANT(3117)_22 VERTICAL Mode : 37 IMEI : 352134980043864/352134980043872 Plane : Y with Accessories : MCS0 Power setting 17</p> <table border="1"> <thead> <tr> <th>Limit</th> <th>Read</th> <th>Ant</th> <th>Cable</th> <th>Preamp</th> <th>APos</th> <th>TPos</th> <th>Remark</th> </tr> <tr> <th>Freq</th> <th>Level</th> <th>Line</th> <th>Margin</th> <th>Level</th> <th>Factor</th> <th>Loss</th> <th>Factor</th> </tr> <tr> <th>MHz</th> <th>dBuV/m</th> <th>dBuV/m</th> <th>dB</th> <th>dBuV</th> <th>dB/m</th> <th>dB</th> <th>dB</th> </tr> </thead> <tbody> <tr> <td>1</td> <td>11650.00</td> <td>47.82</td> <td>74.00</td> <td>-26.18</td> <td>43.58</td> <td>39.92</td> <td>14.93</td> <td>50.61</td> <td>---</td> <td>---</td> <td>Peak</td> </tr> <tr> <td>2</td> <td>17475.00</td> <td>50.71</td> <td>68.30</td> <td>-17.59</td> <td>42.94</td> <td>42.31</td> <td>17.63</td> <td>52.17</td> <td>---</td> <td>---</td> <td>Peak</td> </tr> </tbody> </table>	Limit	Read	Ant	Cable	Preamp	APos	TPos	Remark	Freq	Level	Line	Margin	Level	Factor	Loss	Factor	MHz	dBuV/m	dBuV/m	dB	dBuV	dB/m	dB	dB	1	11650.00	47.82	74.00	-26.18	43.58	39.92	14.93	50.61	---	---	Peak	2	17475.00	50.71	68.30	-17.59	42.94	42.31	17.63	52.17	---	---	Peak
	Limit	Read	Ant	Cable	Preamp	APos	TPos	Remark																																																																																										
Freq	Level	Line	Margin	Level	Factor	Loss	Factor																																																																																											
MHz	dBuV/m	dBuV/m	dB	dBuV	dB/m	dB	dB																																																																																											
1	11650.00	47.09	74.00	-26.91	42.85	39.92	14.93	50.61	---	---	Peak																																																																																							
2	17475.00	50.68	68.30	-17.62	42.91	42.31	17.63	52.17	---	---	Peak																																																																																							
Limit	Read	Ant	Cable	Preamp	APos	TPos	Remark																																																																																											
Freq	Level	Line	Margin	Level	Factor	Loss	Factor																																																																																											
MHz	dBuV/m	dBuV/m	dB	dBuV	dB/m	dB	dB																																																																																											
1	11650.00	47.82	74.00	-26.18	43.58	39.92	14.93	50.61	---	---	Peak																																																																																							
2	17475.00	50.71	68.30	-17.59	42.94	42.31	17.63	52.17	---	---	Peak																																																																																							



Mode	38																																																																																																													
	Band Edge - L																																																																																																													
	U-NII-3_5.725-5.85_802.11ax HE40_CH151_Full_5755MHz																																																																																																													
ANT	5+6																																																																																																													
Pol.	Horizontal	Fundamental																																																																																																												
Peak	<p>Date: 2023-03-24</p> <p>Site : 03CH01-SZ Condition: PEAK_BE(B4)_16-24 3m HF_ANT(3117)_22 HORIZONTAL Mode : 38 Setting : MCS0 Power setting 16.5 Plane : Y with Accessories : 352134980043864/352134980043872</p> <table border="1"> <thead> <tr> <th>Peak</th> <th>Freq</th> <th>Level</th> <th>Limit</th> <th>Margin</th> <th>Read</th> <th>Ant</th> <th>Cable</th> <th>Preamp</th> <th>APos</th> <th>TPos</th> <th>Remark</th> </tr> <tr> <th></th> <th>MHz</th> <th>dBuV/m</th> <th>dBuV/m</th> <th>(dB)</th> <th>dBuV</th> <th>dB/m</th> <th>dB</th> <th>dB</th> <th>cm</th> <th>deg</th> <th></th> </tr> </thead> <tbody> <tr> <td>1</td> <td>5633.17</td> <td>57.06</td> <td>68.30</td> <td>-11.24</td> <td>42.68</td> <td>34.99</td> <td>11.70</td> <td>32.31</td> <td>300</td> <td>9</td> <td>PEAK</td> </tr> <tr> <td>2</td> <td>5650.07</td> <td>54.75</td> <td>68.35</td> <td>-13.60</td> <td>40.38</td> <td>35.01</td> <td>11.69</td> <td>32.33</td> <td>300</td> <td>9</td> <td>PEAK</td> </tr> <tr> <td>3</td> <td>5714.24</td> <td>71.98</td> <td>109.19</td> <td>-37.21</td> <td>57.60</td> <td>35.10</td> <td>11.66</td> <td>32.38</td> <td>300</td> <td>9</td> <td>PEAK</td> </tr> <tr> <td>4</td> <td>5720.13</td> <td>67.19</td> <td>111.09</td> <td>-43.90</td> <td>52.80</td> <td>35.11</td> <td>11.66</td> <td>32.38</td> <td>300</td> <td>9</td> <td>PEAK</td> </tr> </tbody> </table>	Peak	Freq	Level	Limit	Margin	Read	Ant	Cable	Preamp	APos	TPos	Remark		MHz	dBuV/m	dBuV/m	(dB)	dBuV	dB/m	dB	dB	cm	deg		1	5633.17	57.06	68.30	-11.24	42.68	34.99	11.70	32.31	300	9	PEAK	2	5650.07	54.75	68.35	-13.60	40.38	35.01	11.69	32.33	300	9	PEAK	3	5714.24	71.98	109.19	-37.21	57.60	35.10	11.66	32.38	300	9	PEAK	4	5720.13	67.19	111.09	-43.90	52.80	35.11	11.66	32.38	300	9	PEAK	<p>Date: 2023-03-24</p> <p>Site : 03CH01-SZ Condition: PART 15.407 3m HF_ANT(3117)_22 HORIZONTAL Mode : 38 Setting : MCS0 Power setting 16.5 Plane : Y with Accessories : 352134980043864/352134980043872</p> <table border="1"> <thead> <tr> <th>Peak</th> <th>Freq</th> <th>Level</th> <th>Limit</th> <th>Margin</th> <th>Read</th> <th>Ant</th> <th>Cable</th> <th>Preamp</th> <th>APos</th> <th>TPos</th> <th>Remark</th> </tr> <tr> <th></th> <th>MHz</th> <th>dBuV/m</th> <th>dBuV/m</th> <th>(dB)</th> <th>dBuV</th> <th>dB/m</th> <th>dB</th> <th>dB</th> <th>cm</th> <th>deg</th> <th></th> </tr> </thead> <tbody> <tr> <td>1</td> <td>5755.00</td> <td>105.78</td> <td>-----</td> <td>-----</td> <td>91.39</td> <td>35.16</td> <td>11.64</td> <td>32.41</td> <td>300</td> <td>9</td> <td>PEAK</td> </tr> </tbody> </table>	Peak	Freq	Level	Limit	Margin	Read	Ant	Cable	Preamp	APos	TPos	Remark		MHz	dBuV/m	dBuV/m	(dB)	dBuV	dB/m	dB	dB	cm	deg		1	5755.00	105.78	-----	-----	91.39	35.16	11.64	32.41	300	9	PEAK
	Peak	Freq	Level	Limit	Margin	Read	Ant	Cable	Preamp	APos	TPos	Remark																																																																																																		
	MHz	dBuV/m	dBuV/m	(dB)	dBuV	dB/m	dB	dB	cm	deg																																																																																																				
1	5633.17	57.06	68.30	-11.24	42.68	34.99	11.70	32.31	300	9	PEAK																																																																																																			
2	5650.07	54.75	68.35	-13.60	40.38	35.01	11.69	32.33	300	9	PEAK																																																																																																			
3	5714.24	71.98	109.19	-37.21	57.60	35.10	11.66	32.38	300	9	PEAK																																																																																																			
4	5720.13	67.19	111.09	-43.90	52.80	35.11	11.66	32.38	300	9	PEAK																																																																																																			
Peak	Freq	Level	Limit	Margin	Read	Ant	Cable	Preamp	APos	TPos	Remark																																																																																																			
	MHz	dBuV/m	dBuV/m	(dB)	dBuV	dB/m	dB	dB	cm	deg																																																																																																				
1	5755.00	105.78	-----	-----	91.39	35.16	11.64	32.41	300	9	PEAK																																																																																																			
Avg	Blank	<p>Date: 2023-03-24</p> <p>Site : 03CH01-SZ Condition: PART 15.407 AVG 3m HF_ANT(3117)_22 HORIZONTAL Mode : 38 Setting : MCS0 Power setting 16.5 Plane : Y with Accessories : 352134980043864/352134980043872</p> <table border="1"> <thead> <tr> <th>Peak</th> <th>Freq</th> <th>Level</th> <th>Limit</th> <th>Margin</th> <th>Read</th> <th>Ant</th> <th>Cable</th> <th>Preamp</th> <th>APos</th> <th>TPos</th> <th>Remark</th> </tr> <tr> <th></th> <th>MHz</th> <th>dBuV/m</th> <th>dBuV/m</th> <th>(dB)</th> <th>dBuV</th> <th>dB/m</th> <th>dB</th> <th>dB</th> <th>cm</th> <th>deg</th> <th></th> </tr> </thead> <tbody> <tr> <td>1</td> <td>5755.00</td> <td>96.98</td> <td>-----</td> <td>-----</td> <td>82.59</td> <td>35.16</td> <td>11.64</td> <td>32.41</td> <td>300</td> <td>9</td> <td>AVERAGE</td> </tr> </tbody> </table>	Peak	Freq	Level	Limit	Margin	Read	Ant	Cable	Preamp	APos	TPos	Remark		MHz	dBuV/m	dBuV/m	(dB)	dBuV	dB/m	dB	dB	cm	deg		1	5755.00	96.98	-----	-----	82.59	35.16	11.64	32.41	300	9	AVERAGE																																																																								
Peak	Freq	Level	Limit	Margin	Read	Ant	Cable	Preamp	APos	TPos	Remark																																																																																																			
	MHz	dBuV/m	dBuV/m	(dB)	dBuV	dB/m	dB	dB	cm	deg																																																																																																				
1	5755.00	96.98	-----	-----	82.59	35.16	11.64	32.41	300	9	AVERAGE																																																																																																			



Mode	38																																																													
	Band Edge - R																																																													
	U-NII-3_5.725-5.85_802.11ax HE40_CH151_Full_5755MHz																																																													
ANT	5+6																																																													
Pol.	Horizontal	Fundamental																																																												
Peak	<p>Date: 2023-03-24</p> <p>Site : 03CH01-SZ Condition: PEAK_BE(B4)_16-24 3m HF_ANT(3117)_22 HORIZONTAL Mode : 38 Setting : MCS0 Power setting 16.5 Plane : Y with Accessories : 352134980043864/352134980043872</p> <table border="1"> <thead> <tr> <th>Peak</th> <th>Limit</th> <th>Margin</th> <th>Read</th> <th>Ant</th> <th>Cable</th> <th>Preamp</th> <th>Apos</th> <th>TPos</th> <th>Remark</th> </tr> <tr> <th>MHz</th> <th>dBuV/m</th> <th>dBuV/m</th> <th>dB</th> <th>dB/m</th> <th>dB</th> <th>dB</th> <th>cm</th> <th>deg</th> <th></th> </tr> </thead> <tbody> <tr> <td>1</td> <td>5854.45</td> <td>53.81</td> <td>112.05</td> <td>-58.24</td> <td>39.48</td> <td>35.30</td> <td>11.52</td> <td>32.49</td> <td>300 9 PEAK</td> </tr> <tr> <td>2</td> <td>5874.93</td> <td>53.25</td> <td>105.22</td> <td>-51.97</td> <td>38.94</td> <td>35.32</td> <td>11.49</td> <td>32.50</td> <td>300 9 PEAK</td> </tr> <tr> <td>3</td> <td>5924.07</td> <td>53.43</td> <td>68.89</td> <td>-15.46</td> <td>39.18</td> <td>35.39</td> <td>11.40</td> <td>32.54</td> <td>300 9 PEAK</td> </tr> <tr> <td>4</td> <td>5939.86</td> <td>53.38</td> <td>68.30</td> <td>-14.92</td> <td>39.13</td> <td>35.42</td> <td>11.38</td> <td>32.55</td> <td>300 9 PEAK</td> </tr> </tbody> </table>	Peak	Limit	Margin	Read	Ant	Cable	Preamp	Apos	TPos	Remark	MHz	dBuV/m	dBuV/m	dB	dB/m	dB	dB	cm	deg		1	5854.45	53.81	112.05	-58.24	39.48	35.30	11.52	32.49	300 9 PEAK	2	5874.93	53.25	105.22	-51.97	38.94	35.32	11.49	32.50	300 9 PEAK	3	5924.07	53.43	68.89	-15.46	39.18	35.39	11.40	32.54	300 9 PEAK	4	5939.86	53.38	68.30	-14.92	39.13	35.42	11.38	32.55	300 9 PEAK	Blank
Peak	Limit	Margin	Read	Ant	Cable	Preamp	Apos	TPos	Remark																																																					
MHz	dBuV/m	dBuV/m	dB	dB/m	dB	dB	cm	deg																																																						
1	5854.45	53.81	112.05	-58.24	39.48	35.30	11.52	32.49	300 9 PEAK																																																					
2	5874.93	53.25	105.22	-51.97	38.94	35.32	11.49	32.50	300 9 PEAK																																																					
3	5924.07	53.43	68.89	-15.46	39.18	35.39	11.40	32.54	300 9 PEAK																																																					
4	5939.86	53.38	68.30	-14.92	39.13	35.42	11.38	32.55	300 9 PEAK																																																					



Mode	38																																																																																																																			
	Band Edge - L																																																																																																																			
	U-NII-3_5.725-5.85_802.11ax HE40_CH151_Full_5755MHz																																																																																																																			
ANT	5+6																																																																																																																			
Pol.	Vertical	Fundamental																																																																																																																		
Peak	<p>Date: 2023-03-24</p> <p>Site : 03CH01-SZ Condition: PEAK_BE(B4)_16-24 3m HF_ANT(3117)_22 VERTICAL Mode : 38 Setting : MCS0 Power setting 16.5 Plane : Y with Accessories : 352134980043864/352134980043872</p> <table border="1"> <thead> <tr> <th>Limit</th> <th>Margin</th> <th>Read</th> <th>Ant</th> <th>Cable</th> <th>Preamp</th> <th>APos</th> <th>TPos</th> <th>Remark</th> </tr> <tr> <th>Freq</th> <th>Level</th> <th>Line</th> <th>(dB)</th> <th>Level</th> <th>Factor</th> <th>Loss</th> <th>Factor</th> <th></th> </tr> <tr> <th>MHz</th> <th>dBuV/m</th> <th>dBuV/m</th> <th>dBuV</th> <th>dB/m</th> <th>dB</th> <th>dB</th> <th>cm</th> <th>deg</th> </tr> </thead> <tbody> <tr> <td>1</td> <td>5647.59</td> <td>55.95</td> <td>68.30</td> <td>-12.35</td> <td>41.58</td> <td>35.01</td> <td>11.69</td> <td>32.33</td> <td>374</td> <td>360</td> <td>PEAK</td> </tr> <tr> <td>2</td> <td>5650.38</td> <td>56.21</td> <td>68.58</td> <td>-12.37</td> <td>41.84</td> <td>35.01</td> <td>11.69</td> <td>32.33</td> <td>374</td> <td>360</td> <td>PEAK</td> </tr> <tr> <td>3</td> <td>5719.04</td> <td>69.52</td> <td>110.53</td> <td>-41.01</td> <td>55.13</td> <td>35.11</td> <td>11.66</td> <td>32.38</td> <td>374</td> <td>360</td> <td>PEAK</td> </tr> <tr> <td>4</td> <td>5720.44</td> <td>66.71</td> <td>111.79</td> <td>-45.08</td> <td>52.32</td> <td>35.11</td> <td>11.66</td> <td>32.38</td> <td>374</td> <td>360</td> <td>PEAK</td> </tr> </tbody> </table>	Limit	Margin	Read	Ant	Cable	Preamp	APos	TPos	Remark	Freq	Level	Line	(dB)	Level	Factor	Loss	Factor		MHz	dBuV/m	dBuV/m	dBuV	dB/m	dB	dB	cm	deg	1	5647.59	55.95	68.30	-12.35	41.58	35.01	11.69	32.33	374	360	PEAK	2	5650.38	56.21	68.58	-12.37	41.84	35.01	11.69	32.33	374	360	PEAK	3	5719.04	69.52	110.53	-41.01	55.13	35.11	11.66	32.38	374	360	PEAK	4	5720.44	66.71	111.79	-45.08	52.32	35.11	11.66	32.38	374	360	PEAK	<p>Date: 2023-03-24</p> <p>Site : 03CH01-SZ Condition: PART 15.407 3m HF_ANT(3117)_22 VERTICAL Mode : 38 Setting : MCS0 Power setting 16.5 Plane : Y with Accessories : 352134980043864/352134980043872</p> <table border="1"> <thead> <tr> <th>Limit</th> <th>Margin</th> <th>Read</th> <th>Ant</th> <th>Cable</th> <th>Preamp</th> <th>APos</th> <th>TPos</th> <th>Remark</th> </tr> <tr> <th>Freq</th> <th>Level</th> <th>Line</th> <th>(dB)</th> <th>Level</th> <th>Factor</th> <th>Loss</th> <th>Factor</th> <th></th> </tr> <tr> <th>MHz</th> <th>dBuV/m</th> <th>dBuV/m</th> <th>dBuV</th> <th>dB/m</th> <th>dB</th> <th>dB</th> <th>cm</th> <th>deg</th> </tr> </thead> <tbody> <tr> <td>1</td> <td>5755.00</td> <td>103.05</td> <td>-----</td> <td>-----</td> <td>88.66</td> <td>35.16</td> <td>11.64</td> <td>32.41</td> <td>374</td> <td>360</td> <td>PEAK</td> </tr> </tbody> </table>	Limit	Margin	Read	Ant	Cable	Preamp	APos	TPos	Remark	Freq	Level	Line	(dB)	Level	Factor	Loss	Factor		MHz	dBuV/m	dBuV/m	dBuV	dB/m	dB	dB	cm	deg	1	5755.00	103.05	-----	-----	88.66	35.16	11.64	32.41	374	360	PEAK
	Limit	Margin	Read	Ant	Cable	Preamp	APos	TPos	Remark																																																																																																											
Freq	Level	Line	(dB)	Level	Factor	Loss	Factor																																																																																																													
MHz	dBuV/m	dBuV/m	dBuV	dB/m	dB	dB	cm	deg																																																																																																												
1	5647.59	55.95	68.30	-12.35	41.58	35.01	11.69	32.33	374	360	PEAK																																																																																																									
2	5650.38	56.21	68.58	-12.37	41.84	35.01	11.69	32.33	374	360	PEAK																																																																																																									
3	5719.04	69.52	110.53	-41.01	55.13	35.11	11.66	32.38	374	360	PEAK																																																																																																									
4	5720.44	66.71	111.79	-45.08	52.32	35.11	11.66	32.38	374	360	PEAK																																																																																																									
Limit	Margin	Read	Ant	Cable	Preamp	APos	TPos	Remark																																																																																																												
Freq	Level	Line	(dB)	Level	Factor	Loss	Factor																																																																																																													
MHz	dBuV/m	dBuV/m	dBuV	dB/m	dB	dB	cm	deg																																																																																																												
1	5755.00	103.05	-----	-----	88.66	35.16	11.64	32.41	374	360	PEAK																																																																																																									
Avg	Blank	<p>Date: 2023-03-24</p> <p>Site : 03CH01-SZ Condition: PART 15.407 AVG 3m HF_ANT(3117)_22 VERTICAL Mode : 38 Setting : MCS0 Power setting 16.5 Plane : Y with Accessories : 352134980043864/352134980043872</p> <table border="1"> <thead> <tr> <th>Limit</th> <th>Margin</th> <th>Read</th> <th>Ant</th> <th>Cable</th> <th>Preamp</th> <th>APos</th> <th>TPos</th> <th>Remark</th> </tr> <tr> <th>Freq</th> <th>Level</th> <th>Line</th> <th>(dB)</th> <th>Level</th> <th>Factor</th> <th>Loss</th> <th>Factor</th> <th></th> </tr> <tr> <th>MHz</th> <th>dBuV/m</th> <th>dBuV/m</th> <th>dBuV</th> <th>dB/m</th> <th>dB</th> <th>dB</th> <th>cm</th> <th>deg</th> </tr> </thead> <tbody> <tr> <td>1</td> <td>5755.00</td> <td>94.47</td> <td>-----</td> <td>-----</td> <td>80.08</td> <td>35.16</td> <td>11.64</td> <td>32.41</td> <td>374</td> <td>360</td> <td>AVERAGE</td> </tr> </tbody> </table>	Limit	Margin	Read	Ant	Cable	Preamp	APos	TPos	Remark	Freq	Level	Line	(dB)	Level	Factor	Loss	Factor		MHz	dBuV/m	dBuV/m	dBuV	dB/m	dB	dB	cm	deg	1	5755.00	94.47	-----	-----	80.08	35.16	11.64	32.41	374	360	AVERAGE																																																																											
Limit	Margin	Read	Ant	Cable	Preamp	APos	TPos	Remark																																																																																																												
Freq	Level	Line	(dB)	Level	Factor	Loss	Factor																																																																																																													
MHz	dBuV/m	dBuV/m	dBuV	dB/m	dB	dB	cm	deg																																																																																																												
1	5755.00	94.47	-----	-----	80.08	35.16	11.64	32.41	374	360	AVERAGE																																																																																																									

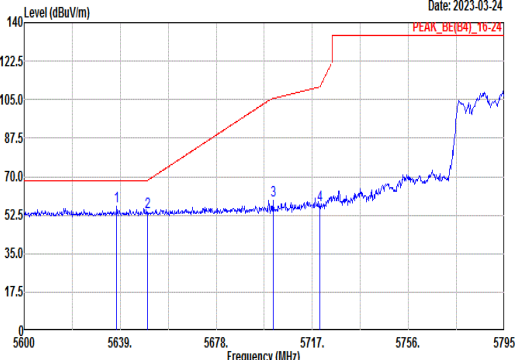
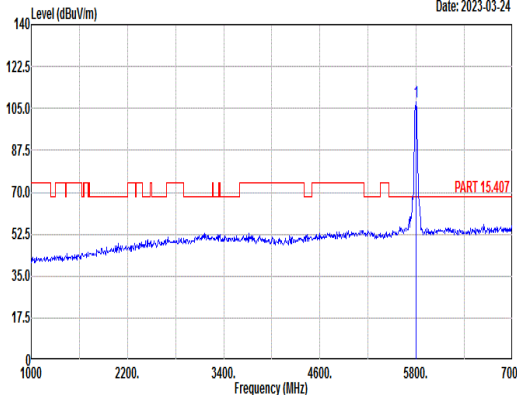
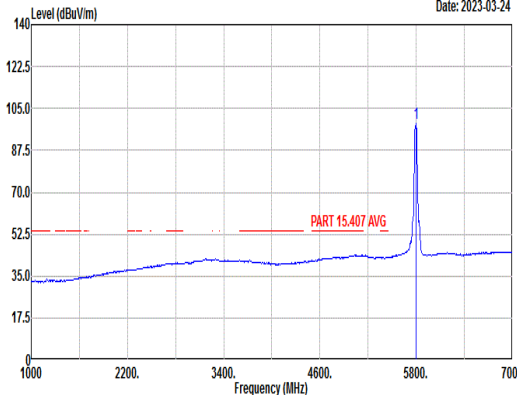


Mode	38																																																																				
	Band Edge - R																																																																				
	U-NII-3_5.725-5.85_802.11ax HE40_CH151_Full_5755MHz																																																																				
ANT	5+6																																																																				
Pol.	Vertical	Fundamental																																																																			
Peak	<p>Site : 03CH01-SZ Condition: PEAK_BE(B4)_16-24 3m HF_ANT(3117)_22 VERTICAL Mode : 38 Setting : MCS0 Power setting 16.5 Plane : Y with Accessories : 352134980043864/352134980043872</p> <table border="1"> <thead> <tr> <th>Limit</th> <th>Margin</th> <th>Read</th> <th>Ant</th> <th>Cable</th> <th>Preamp</th> <th>APos</th> <th>TPos</th> <th>Remark</th> </tr> <tr> <th>Freq</th> <th>Level</th> <th>Line</th> <th>(dB)</th> <th>Level</th> <th>Factor</th> <th>Loss</th> <th>Factor</th> <th></th> </tr> <tr> <th>MHz</th> <th>dBuV/m</th> <th>dBuV/m</th> <th>dBuV</th> <th>dB/m</th> <th>dB</th> <th>dB</th> <th>cm</th> <th>deg</th> </tr> </thead> <tbody> <tr> <td>1</td> <td>5854.65</td> <td>53.04</td> <td>111.61</td> <td>-58.57</td> <td>38.71</td> <td>35.30</td> <td>11.52</td> <td>32.49</td> <td>374 360 PEAK</td> </tr> <tr> <td>2</td> <td>5873.95</td> <td>53.63</td> <td>105.49</td> <td>-51.86</td> <td>39.32</td> <td>35.32</td> <td>11.49</td> <td>32.50</td> <td>374 360 PEAK</td> </tr> <tr> <td>3</td> <td>5921.92</td> <td>54.27</td> <td>70.47</td> <td>-16.20</td> <td>40.01</td> <td>35.39</td> <td>11.41</td> <td>32.54</td> <td>374 360 PEAK</td> </tr> <tr> <td>4</td> <td>5935.18</td> <td>53.88</td> <td>68.30</td> <td>-14.42</td> <td>39.63</td> <td>35.41</td> <td>11.39</td> <td>32.55</td> <td>374 360 PEAK</td> </tr> </tbody> </table>	Limit	Margin	Read	Ant	Cable	Preamp	APos	TPos	Remark	Freq	Level	Line	(dB)	Level	Factor	Loss	Factor		MHz	dBuV/m	dBuV/m	dBuV	dB/m	dB	dB	cm	deg	1	5854.65	53.04	111.61	-58.57	38.71	35.30	11.52	32.49	374 360 PEAK	2	5873.95	53.63	105.49	-51.86	39.32	35.32	11.49	32.50	374 360 PEAK	3	5921.92	54.27	70.47	-16.20	40.01	35.39	11.41	32.54	374 360 PEAK	4	5935.18	53.88	68.30	-14.42	39.63	35.41	11.39	32.55	374 360 PEAK	Blank
Limit	Margin	Read	Ant	Cable	Preamp	APos	TPos	Remark																																																													
Freq	Level	Line	(dB)	Level	Factor	Loss	Factor																																																														
MHz	dBuV/m	dBuV/m	dBuV	dB/m	dB	dB	cm	deg																																																													
1	5854.65	53.04	111.61	-58.57	38.71	35.30	11.52	32.49	374 360 PEAK																																																												
2	5873.95	53.63	105.49	-51.86	39.32	35.32	11.49	32.50	374 360 PEAK																																																												
3	5921.92	54.27	70.47	-16.20	40.01	35.39	11.41	32.54	374 360 PEAK																																																												
4	5935.18	53.88	68.30	-14.42	39.63	35.41	11.39	32.55	374 360 PEAK																																																												



Mode	38																																																																																																	
	Harmonic																																																																																																	
	U-NII-3_5.725-5.85_802.11ax HE40_CH151_Full_5755MHz																																																																																																	
ANT	5+6																																																																																																	
Pol.	Horizontal	Vertical																																																																																																
Peak Avg	<p>Date: 2023-03-31</p> <p>Site : 03CH01-SZ Condition: PART 15.407 3m HF_ANT(3117)_22 HORIZONTAL Mode : 38 IMEI : 352134980043864/352134980043872 Plane : Y with Accessories : MCS0 Power setting 16.5</p> <table border="1"> <thead> <tr> <th>Limit</th> <th>Read</th> <th>Ant</th> <th>Cable</th> <th>Preamp</th> <th>APos</th> <th>TPos</th> <th>Remark</th> </tr> <tr> <th>Freq</th> <th>Level</th> <th>Line</th> <th>Margin</th> <th>Level</th> <th>Factor</th> <th>Loss</th> <th>Factor</th> </tr> <tr> <th>MHz</th> <th>dBuV/m</th> <th>dBuV/m</th> <th>dB</th> <th>dBuV</th> <th>dB/m</th> <th>dB</th> <th>dB</th> </tr> </thead> <tbody> <tr> <td>1</td> <td>11510.00</td> <td>47.43</td> <td>74.00</td> <td>-26.57</td> <td>43.47</td> <td>39.81</td> <td>14.85</td> <td>50.70</td> <td>---</td> <td>---</td> <td>Peak</td> </tr> <tr> <td>2</td> <td>17265.00</td> <td>50.35</td> <td>68.30</td> <td>-17.95</td> <td>42.34</td> <td>42.39</td> <td>17.58</td> <td>51.96</td> <td>---</td> <td>---</td> <td>Peak</td> </tr> </tbody> </table>	Limit	Read	Ant	Cable	Preamp	APos	TPos	Remark	Freq	Level	Line	Margin	Level	Factor	Loss	Factor	MHz	dBuV/m	dBuV/m	dB	dBuV	dB/m	dB	dB	1	11510.00	47.43	74.00	-26.57	43.47	39.81	14.85	50.70	---	---	Peak	2	17265.00	50.35	68.30	-17.95	42.34	42.39	17.58	51.96	---	---	Peak	<p>Date: 2023-03-31</p> <p>Site : 03CH01-SZ Condition: PART 15.407 3m HF_ANT(3117)_22 VERTICAL Mode : 38 IMEI : 352134980043864/352134980043872 Plane : Y with Accessories : MCS0 Power setting 16.5</p> <table border="1"> <thead> <tr> <th>Limit</th> <th>Read</th> <th>Ant</th> <th>Cable</th> <th>Preamp</th> <th>APos</th> <th>TPos</th> <th>Remark</th> </tr> <tr> <th>Freq</th> <th>Level</th> <th>Line</th> <th>Margin</th> <th>Level</th> <th>Factor</th> <th>Loss</th> <th>Factor</th> </tr> <tr> <th>MHz</th> <th>dBuV/m</th> <th>dBuV/m</th> <th>dB</th> <th>dBuV</th> <th>dB/m</th> <th>dB</th> <th>dB</th> </tr> </thead> <tbody> <tr> <td>1</td> <td>11510.00</td> <td>47.67</td> <td>74.00</td> <td>-26.33</td> <td>43.71</td> <td>39.81</td> <td>14.85</td> <td>50.70</td> <td>---</td> <td>---</td> <td>Peak</td> </tr> <tr> <td>2</td> <td>17265.00</td> <td>50.02</td> <td>68.30</td> <td>-18.28</td> <td>42.01</td> <td>42.39</td> <td>17.58</td> <td>51.96</td> <td>---</td> <td>---</td> <td>Peak</td> </tr> </tbody> </table>	Limit	Read	Ant	Cable	Preamp	APos	TPos	Remark	Freq	Level	Line	Margin	Level	Factor	Loss	Factor	MHz	dBuV/m	dBuV/m	dB	dBuV	dB/m	dB	dB	1	11510.00	47.67	74.00	-26.33	43.71	39.81	14.85	50.70	---	---	Peak	2	17265.00	50.02	68.30	-18.28	42.01	42.39	17.58	51.96	---	---	Peak
	Limit	Read	Ant	Cable	Preamp	APos	TPos	Remark																																																																																										
Freq	Level	Line	Margin	Level	Factor	Loss	Factor																																																																																											
MHz	dBuV/m	dBuV/m	dB	dBuV	dB/m	dB	dB																																																																																											
1	11510.00	47.43	74.00	-26.57	43.47	39.81	14.85	50.70	---	---	Peak																																																																																							
2	17265.00	50.35	68.30	-17.95	42.34	42.39	17.58	51.96	---	---	Peak																																																																																							
Limit	Read	Ant	Cable	Preamp	APos	TPos	Remark																																																																																											
Freq	Level	Line	Margin	Level	Factor	Loss	Factor																																																																																											
MHz	dBuV/m	dBuV/m	dB	dBuV	dB/m	dB	dB																																																																																											
1	11510.00	47.67	74.00	-26.33	43.71	39.81	14.85	50.70	---	---	Peak																																																																																							
2	17265.00	50.02	68.30	-18.28	42.01	42.39	17.58	51.96	---	---	Peak																																																																																							



Mode	39																																																																
	Band Edge - L																																																																
	U-NII-3_5.725-5.85_802.11ax HE40_CH159_Full_5795MHz																																																																
ANT	5+6																																																																
Pol.	Horizontal	Fundamental																																																															
Peak	 <p>Level (dBuV/m) vs Frequency (MHz) plot for Horizontal polarization. Shows a rising signal level from 70 dBuV/m at 5600 MHz to approximately 135 dBuV/m at 5795 MHz. A red line indicates the limit, and a blue line shows the measured signal. Four peaks are marked with vertical lines and numbered 1-4.</p> <p>Date: 2023-03-24 PEAK_BE(B4)_16-24</p> <p>Site : 03CH01-SZ Condition: PEAK_BE(B4)_16-24 3m HF_ANT(3117)_22 HORIZONTAL Mode : 39 Setting : MCS0 Power setting 16.5 Plane : Y with Accessories : 352134980043864/352134980043872</p> <table border="1"> <thead> <tr> <th>Limit</th> <th>Read</th> <th>Ant</th> <th>Cable Preamp</th> <th>Apos</th> <th>TPos</th> <th>Remark</th> </tr> <tr> <th>Freq Level Line Margin</th> <th>Level Factor</th> <th>Loss Factor</th> <th>Loss Factor</th> <th>cm</th> <th>deg</th> <th></th> </tr> </thead> <tbody> <tr> <td>1 5637.64 56.27 68.30 -12.03</td> <td>41.91 34.99</td> <td>11.69 32.32</td> <td>171</td> <td>51</td> <td>PEAK</td> <td></td> </tr> <tr> <td>2 5650.12 53.91 68.39 -14.48</td> <td>39.54 35.01</td> <td>11.69 32.33</td> <td>171</td> <td>51</td> <td>PEAK</td> <td></td> </tr> <tr> <td>3 5701.01 59.13 105.48 -46.35</td> <td>44.76 35.08</td> <td>11.66 32.37</td> <td>171</td> <td>51</td> <td>PEAK</td> <td></td> </tr> <tr> <td>4 5720.12 56.90 111.07 -54.17</td> <td>42.51 35.11</td> <td>11.66 32.38</td> <td>171</td> <td>51</td> <td>PEAK</td> <td></td> </tr> </tbody> </table>	Limit	Read	Ant	Cable Preamp	Apos	TPos	Remark	Freq Level Line Margin	Level Factor	Loss Factor	Loss Factor	cm	deg		1 5637.64 56.27 68.30 -12.03	41.91 34.99	11.69 32.32	171	51	PEAK		2 5650.12 53.91 68.39 -14.48	39.54 35.01	11.69 32.33	171	51	PEAK		3 5701.01 59.13 105.48 -46.35	44.76 35.08	11.66 32.37	171	51	PEAK		4 5720.12 56.90 111.07 -54.17	42.51 35.11	11.66 32.38	171	51	PEAK		 <p>Level (dBuV/m) vs Frequency (MHz) plot for Fundamental polarization. Shows a sharp peak at 5795 MHz reaching approximately 135 dBuV/m. A red line indicates the limit at 70 dBuV/m. A blue line shows the measured signal.</p> <p>Date: 2023-03-24 PART 15.407</p> <p>Site : 03CH01-SZ Condition: PART 15.407 3m HF_ANT(3117)_22 HORIZONTAL Mode : 39 Setting : MCS0 Power setting 16.5 Plane : Y with Accessories : 352134980043864/352134980043872</p> <table border="1"> <thead> <tr> <th>Limit Margin</th> <th>Read</th> <th>Ant</th> <th>Cable Preamp</th> <th>Apos</th> <th>TPos</th> <th>Remark</th> </tr> <tr> <th>Freq Level Line (dB)</th> <th>Level Factor</th> <th>Loss Factor</th> <th>Loss Factor</th> <th>cm</th> <th>deg</th> <th></th> </tr> </thead> <tbody> <tr> <td>1 5795.00 108.01 -----</td> <td>93.62 35.21</td> <td>11.62 32.44</td> <td>171</td> <td>51</td> <td>PEAK</td> <td></td> </tr> </tbody> </table>	Limit Margin	Read	Ant	Cable Preamp	Apos	TPos	Remark	Freq Level Line (dB)	Level Factor	Loss Factor	Loss Factor	cm	deg		1 5795.00 108.01 -----	93.62 35.21	11.62 32.44	171	51	PEAK	
	Limit	Read	Ant	Cable Preamp	Apos	TPos	Remark																																																										
Freq Level Line Margin	Level Factor	Loss Factor	Loss Factor	cm	deg																																																												
1 5637.64 56.27 68.30 -12.03	41.91 34.99	11.69 32.32	171	51	PEAK																																																												
2 5650.12 53.91 68.39 -14.48	39.54 35.01	11.69 32.33	171	51	PEAK																																																												
3 5701.01 59.13 105.48 -46.35	44.76 35.08	11.66 32.37	171	51	PEAK																																																												
4 5720.12 56.90 111.07 -54.17	42.51 35.11	11.66 32.38	171	51	PEAK																																																												
Limit Margin	Read	Ant	Cable Preamp	Apos	TPos	Remark																																																											
Freq Level Line (dB)	Level Factor	Loss Factor	Loss Factor	cm	deg																																																												
1 5795.00 108.01 -----	93.62 35.21	11.62 32.44	171	51	PEAK																																																												
Avg	Blank	 <p>Level (dBuV/m) vs Frequency (MHz) plot for Fundamental polarization, averaged. Shows a sharp peak at 5795 MHz reaching approximately 135 dBuV/m. A red line indicates the limit at 70 dBuV/m. A blue line shows the averaged measured signal.</p> <p>Date: 2023-03-24 PART 15.407 AVG</p> <p>Site : 03CH01-SZ Condition: PART 15.407 AVG 3m HF_ANT(3117)_22 HORIZONTAL Mode : 39 Setting : MCS0 Power setting 16.5 Plane : Y with Accessories : 352134980043864/352134980043872</p> <table border="1"> <thead> <tr> <th>Limit Margin</th> <th>Read</th> <th>Ant</th> <th>Cable Preamp</th> <th>Apos</th> <th>TPos</th> <th>Remark</th> </tr> <tr> <th>Freq Level Line (dB)</th> <th>Level Factor</th> <th>Loss Factor</th> <th>Loss Factor</th> <th>cm</th> <th>deg</th> <th></th> </tr> </thead> <tbody> <tr> <td>1 5795.00 98.96 -----</td> <td>84.57 35.21</td> <td>11.62 32.44</td> <td>171</td> <td>51</td> <td>AVERAGE</td> <td></td> </tr> </tbody> </table>	Limit Margin	Read	Ant	Cable Preamp	Apos	TPos	Remark	Freq Level Line (dB)	Level Factor	Loss Factor	Loss Factor	cm	deg		1 5795.00 98.96 -----	84.57 35.21	11.62 32.44	171	51	AVERAGE																																											
Limit Margin	Read	Ant	Cable Preamp	Apos	TPos	Remark																																																											
Freq Level Line (dB)	Level Factor	Loss Factor	Loss Factor	cm	deg																																																												
1 5795.00 98.96 -----	84.57 35.21	11.62 32.44	171	51	AVERAGE																																																												



Mode	39																																																													
	Band Edge - R																																																													
	U-NII-3_5.725-5.85_802.11ax HE40_CH159_Full_5795MHz																																																													
ANT	5+6																																																													
Pol.	Horizontal	Fundamental																																																												
Peak	<p>Site : 03CH01-SZ Condition: PEAK_BE(B4)_16-24 3m HF_ANT(3117)_22 HORIZONTAL Mode : 39 Setting : MCS0 Power setting 16.5 Plane : Y with Accessories : 352134980043864/352134980043872</p> <table border="1"> <thead> <tr> <th>Limit</th> <th>Read</th> <th>Ant</th> <th>Cable</th> <th>Preamp</th> <th>APos</th> <th>TPos</th> <th>Remark</th> </tr> <tr> <th>Freq</th> <th>Level</th> <th>Line</th> <th>Margin</th> <th>Level</th> <th>Factor</th> <th>Loss</th> <th>Factor</th> </tr> <tr> <th>MHz</th> <th>dBuV/m</th> <th>dBuV/m</th> <th>dB/m</th> <th>dB</th> <th>dB</th> <th>cm</th> <th>deg</th> </tr> </thead> <tbody> <tr> <td>1 5854.83</td> <td>59.22</td> <td>111.19</td> <td>-51.97</td> <td>44.89</td> <td>35.30</td> <td>11.52</td> <td>32.49</td> <td>171 51 PEAK</td> </tr> <tr> <td>2 5857.47</td> <td>60.17</td> <td>110.11</td> <td>-49.94</td> <td>45.84</td> <td>35.30</td> <td>11.52</td> <td>32.49</td> <td>171 51 PEAK</td> </tr> <tr> <td>3 5924.89</td> <td>52.70</td> <td>68.28</td> <td>-15.58</td> <td>38.45</td> <td>35.39</td> <td>11.40</td> <td>32.54</td> <td>171 51 PEAK</td> </tr> <tr> <td>4 5935.90</td> <td>54.94</td> <td>68.30</td> <td>-13.36</td> <td>40.70</td> <td>35.41</td> <td>11.38</td> <td>32.55</td> <td>171 51 PEAK</td> </tr> </tbody> </table>	Limit	Read	Ant	Cable	Preamp	APos	TPos	Remark	Freq	Level	Line	Margin	Level	Factor	Loss	Factor	MHz	dBuV/m	dBuV/m	dB/m	dB	dB	cm	deg	1 5854.83	59.22	111.19	-51.97	44.89	35.30	11.52	32.49	171 51 PEAK	2 5857.47	60.17	110.11	-49.94	45.84	35.30	11.52	32.49	171 51 PEAK	3 5924.89	52.70	68.28	-15.58	38.45	35.39	11.40	32.54	171 51 PEAK	4 5935.90	54.94	68.30	-13.36	40.70	35.41	11.38	32.55	171 51 PEAK	Blank
Limit	Read	Ant	Cable	Preamp	APos	TPos	Remark																																																							
Freq	Level	Line	Margin	Level	Factor	Loss	Factor																																																							
MHz	dBuV/m	dBuV/m	dB/m	dB	dB	cm	deg																																																							
1 5854.83	59.22	111.19	-51.97	44.89	35.30	11.52	32.49	171 51 PEAK																																																						
2 5857.47	60.17	110.11	-49.94	45.84	35.30	11.52	32.49	171 51 PEAK																																																						
3 5924.89	52.70	68.28	-15.58	38.45	35.39	11.40	32.54	171 51 PEAK																																																						
4 5935.90	54.94	68.30	-13.36	40.70	35.41	11.38	32.55	171 51 PEAK																																																						



Mode	39																																																																																																													
	Band Edge - L																																																																																																													
	U-NII-3_5.725-5.85_802.11ax HE40_CH159_Full_5795MHz																																																																																																													
ANT	5+6																																																																																																													
Pol.	Vertical	Fundamental																																																																																																												
Peak	<p>Date: 2023-03-24 PEAK_BE(B4)_16-24</p> <p>Site : 03CH01-SZ Condition: PEAK_BE(B4)_16-24 3m HF_ANT(3117)_22 VERTICAL Mode : 39 Setting : MCS0 Power setting 16.5 Plane : Y with Accessories : 352134980043864/352134980043872</p> <table border="1"> <thead> <tr> <th>Limit</th> <th>Read</th> <th>Ant</th> <th>Cable Preamp</th> <th>APos</th> <th>TPos</th> <th>Remark</th> </tr> <tr> <th>Freq Level Line Margin</th> <th>Level</th> <th>Factor</th> <th>Loss Factor</th> <th></th> <th></th> <th></th> </tr> <tr> <th>MHz</th> <th>dBuV/m</th> <th>dBuV/m</th> <th>dBuV</th> <th>dB/m</th> <th>dB</th> <th>dB</th> <th>cm</th> <th>deg</th> <th></th> </tr> </thead> <tbody> <tr> <td>1</td> <td>5621.26</td> <td>54.70</td> <td>68.30</td> <td>-13.60</td> <td>40.33</td> <td>34.97</td> <td>11.70</td> <td>32.30</td> <td>209</td> <td>277</td> <td>PEAK</td> </tr> <tr> <td>2</td> <td>5650.51</td> <td>53.65</td> <td>68.67</td> <td>-15.02</td> <td>39.28</td> <td>35.01</td> <td>11.69</td> <td>32.33</td> <td>209</td> <td>277</td> <td>PEAK</td> </tr> <tr> <td>3</td> <td>5700.23</td> <td>56.92</td> <td>105.26</td> <td>-48.34</td> <td>42.55</td> <td>35.08</td> <td>11.66</td> <td>32.37</td> <td>209</td> <td>277</td> <td>PEAK</td> </tr> <tr> <td>4</td> <td>5720.12</td> <td>57.61</td> <td>111.07</td> <td>-53.46</td> <td>43.22</td> <td>35.11</td> <td>11.66</td> <td>32.38</td> <td>209</td> <td>277</td> <td>PEAK</td> </tr> </tbody> </table>	Limit	Read	Ant	Cable Preamp	APos	TPos	Remark	Freq Level Line Margin	Level	Factor	Loss Factor				MHz	dBuV/m	dBuV/m	dBuV	dB/m	dB	dB	cm	deg		1	5621.26	54.70	68.30	-13.60	40.33	34.97	11.70	32.30	209	277	PEAK	2	5650.51	53.65	68.67	-15.02	39.28	35.01	11.69	32.33	209	277	PEAK	3	5700.23	56.92	105.26	-48.34	42.55	35.08	11.66	32.37	209	277	PEAK	4	5720.12	57.61	111.07	-53.46	43.22	35.11	11.66	32.38	209	277	PEAK	<p>Date: 2023-03-24 PART 15.407</p> <p>Site : 03CH01-SZ Condition: PART 15.407 3m HF_ANT(3117)_22 VERTICAL Mode : 39 Setting : MCS0 Power setting 16.5 Plane : Y with Accessories : 352134980043864/352134980043872</p> <table border="1"> <thead> <tr> <th>Limit Margin</th> <th>Read</th> <th>Ant</th> <th>Cable Preamp</th> <th>APos</th> <th>TPos</th> <th>Remark</th> </tr> <tr> <th>Freq Level Line (dB)</th> <th>Level</th> <th>Factor</th> <th>Loss Factor</th> <th></th> <th></th> <th></th> </tr> <tr> <th>MHz</th> <th>dBuV/m</th> <th>dBuV/m</th> <th>dBuV</th> <th>dB/m</th> <th>dB</th> <th>dB</th> <th>cm</th> <th>deg</th> <th></th> </tr> </thead> <tbody> <tr> <td>1</td> <td>5795.00</td> <td>105.85</td> <td>-----</td> <td>-----</td> <td>91.47</td> <td>35.20</td> <td>11.62</td> <td>32.44</td> <td>209</td> <td>277</td> <td>PEAK</td> </tr> </tbody> </table>	Limit Margin	Read	Ant	Cable Preamp	APos	TPos	Remark	Freq Level Line (dB)	Level	Factor	Loss Factor				MHz	dBuV/m	dBuV/m	dBuV	dB/m	dB	dB	cm	deg		1	5795.00	105.85	-----	-----	91.47	35.20	11.62	32.44	209	277	PEAK
	Limit	Read	Ant	Cable Preamp	APos	TPos	Remark																																																																																																							
Freq Level Line Margin	Level	Factor	Loss Factor																																																																																																											
MHz	dBuV/m	dBuV/m	dBuV	dB/m	dB	dB	cm	deg																																																																																																						
1	5621.26	54.70	68.30	-13.60	40.33	34.97	11.70	32.30	209	277	PEAK																																																																																																			
2	5650.51	53.65	68.67	-15.02	39.28	35.01	11.69	32.33	209	277	PEAK																																																																																																			
3	5700.23	56.92	105.26	-48.34	42.55	35.08	11.66	32.37	209	277	PEAK																																																																																																			
4	5720.12	57.61	111.07	-53.46	43.22	35.11	11.66	32.38	209	277	PEAK																																																																																																			
Limit Margin	Read	Ant	Cable Preamp	APos	TPos	Remark																																																																																																								
Freq Level Line (dB)	Level	Factor	Loss Factor																																																																																																											
MHz	dBuV/m	dBuV/m	dBuV	dB/m	dB	dB	cm	deg																																																																																																						
1	5795.00	105.85	-----	-----	91.47	35.20	11.62	32.44	209	277	PEAK																																																																																																			
Avg	Blank	<p>Date: 2023-03-24 PART 15.407 AVG</p> <p>Site : 03CH01-SZ Condition: PART 15.407 AVG 3m HF_ANT(3117)_22 VERTICAL Mode : 39 Setting : MCS0 Power setting 16.5 Plane : Y with Accessories : 352134980043864/352134980043872</p> <table border="1"> <thead> <tr> <th>Limit Margin</th> <th>Read</th> <th>Ant</th> <th>Cable Preamp</th> <th>APos</th> <th>TPos</th> <th>Remark</th> </tr> <tr> <th>Freq Level Line (dB)</th> <th>Level</th> <th>Factor</th> <th>Loss Factor</th> <th></th> <th></th> <th></th> </tr> <tr> <th>MHz</th> <th>dBuV/m</th> <th>dBuV/m</th> <th>dBuV</th> <th>dB/m</th> <th>dB</th> <th>dB</th> <th>cm</th> <th>deg</th> <th></th> </tr> </thead> <tbody> <tr> <td>1</td> <td>5795.00</td> <td>96.88</td> <td>-----</td> <td>-----</td> <td>82.49</td> <td>35.22</td> <td>11.61</td> <td>32.44</td> <td>209</td> <td>277</td> <td>AVERAGE</td> </tr> </tbody> </table>	Limit Margin	Read	Ant	Cable Preamp	APos	TPos	Remark	Freq Level Line (dB)	Level	Factor	Loss Factor				MHz	dBuV/m	dBuV/m	dBuV	dB/m	dB	dB	cm	deg		1	5795.00	96.88	-----	-----	82.49	35.22	11.61	32.44	209	277	AVERAGE																																																																								
Limit Margin	Read	Ant	Cable Preamp	APos	TPos	Remark																																																																																																								
Freq Level Line (dB)	Level	Factor	Loss Factor																																																																																																											
MHz	dBuV/m	dBuV/m	dBuV	dB/m	dB	dB	cm	deg																																																																																																						
1	5795.00	96.88	-----	-----	82.49	35.22	11.61	32.44	209	277	AVERAGE																																																																																																			



Mode	39																																																									
	Band Edge - R																																																									
	U-NII-3_5.725-5.85_802.11ax HE40_CH159_Full_5795MHz																																																									
ANT	5+6																																																									
Pol.	Vertical	Fundamental																																																								
Peak	<p>Site : 03CH01-SZ Condition: PEAK_BE(B4)_16-24 3m HF_ANT(3117)_22 VERTICAL Mode : 39 Setting : MCS0 Power setting 16.5 Plane : Y with Accessories : 352134980043864/352134980043872</p> <table border="1"> <thead> <tr> <th>Limit</th> <th>Read</th> <th>Ant</th> <th>Cable</th> <th>Preamp</th> <th>APos</th> <th>TPos</th> <th>Remark</th> </tr> <tr> <th>Freq</th> <th>Level</th> <th>Line</th> <th>Margin</th> <th>Level</th> <th>Factor</th> <th>Loss</th> <th>Factor</th> </tr> <tr> <th>MHz</th> <th>dBuV/m</th> <th>dBuV/m</th> <th>dB/m</th> <th>dB/m</th> <th>dB</th> <th>dB</th> <th>cm deg</th> </tr> </thead> <tbody> <tr> <td>1 5852.35</td> <td>61.82</td> <td>116.84</td> <td>-55.02</td> <td>47.49</td> <td>35.29</td> <td>11.53</td> <td>32.49 209 277 PEAK</td> </tr> <tr> <td>2 5871.88</td> <td>54.58</td> <td>106.07</td> <td>-51.49</td> <td>40.27</td> <td>35.32</td> <td>11.49</td> <td>32.50 209 277 PEAK</td> </tr> <tr> <td>3 5924.58</td> <td>53.24</td> <td>68.51</td> <td>-15.27</td> <td>38.99</td> <td>35.39</td> <td>11.40</td> <td>32.54 209 277 PEAK</td> </tr> <tr> <td>4 5932.18</td> <td>54.55</td> <td>68.30</td> <td>-13.75</td> <td>40.30</td> <td>35.41</td> <td>11.39</td> <td>32.55 209 277 PEAK</td> </tr> </tbody> </table>	Limit	Read	Ant	Cable	Preamp	APos	TPos	Remark	Freq	Level	Line	Margin	Level	Factor	Loss	Factor	MHz	dBuV/m	dBuV/m	dB/m	dB/m	dB	dB	cm deg	1 5852.35	61.82	116.84	-55.02	47.49	35.29	11.53	32.49 209 277 PEAK	2 5871.88	54.58	106.07	-51.49	40.27	35.32	11.49	32.50 209 277 PEAK	3 5924.58	53.24	68.51	-15.27	38.99	35.39	11.40	32.54 209 277 PEAK	4 5932.18	54.55	68.30	-13.75	40.30	35.41	11.39	32.55 209 277 PEAK	Blank
Limit	Read	Ant	Cable	Preamp	APos	TPos	Remark																																																			
Freq	Level	Line	Margin	Level	Factor	Loss	Factor																																																			
MHz	dBuV/m	dBuV/m	dB/m	dB/m	dB	dB	cm deg																																																			
1 5852.35	61.82	116.84	-55.02	47.49	35.29	11.53	32.49 209 277 PEAK																																																			
2 5871.88	54.58	106.07	-51.49	40.27	35.32	11.49	32.50 209 277 PEAK																																																			
3 5924.58	53.24	68.51	-15.27	38.99	35.39	11.40	32.54 209 277 PEAK																																																			
4 5932.18	54.55	68.30	-13.75	40.30	35.41	11.39	32.55 209 277 PEAK																																																			



Mode	39																																																																																																					
	Harmonic																																																																																																					
	U-NII-3_5.725-5.85_802.11ax HE40_CH159_Full_5795MHz																																																																																																					
ANT	5+6																																																																																																					
Pol.	Horizontal	Vertical																																																																																																				
Peak Avg	<p>Site : 03CH01-SZ Condition: PART 15.407 3m HF_ANT(3117)_22 HORIZONTAL Mode : 39 IMEI : 352134980043864/352134980043872 Plane : Y with Accessories : MCS0 Power setting 16.5</p> <table border="1"> <thead> <tr> <th>Limit</th> <th>Read</th> <th>Ant</th> <th>Cable</th> <th>Preamp</th> <th>APos</th> <th>TPos</th> <th>Remark</th> </tr> <tr> <th>Freq</th> <th>Level</th> <th>Line</th> <th>Margin</th> <th>Level</th> <th>Factor</th> <th>Loss</th> <th>Factor</th> </tr> <tr> <th>MHz</th> <th>dBuV/m</th> <th>dBuV/m</th> <th>dB</th> <th>dBuV</th> <th>dB/m</th> <th>dB</th> <th>dB</th> <th>cm</th> <th>deg</th> </tr> </thead> <tbody> <tr> <td>1</td> <td>11590.00</td> <td>47.96</td> <td>74.00</td> <td>-26.04</td> <td>43.85</td> <td>39.87</td> <td>14.89</td> <td>50.65</td> <td>---</td> <td>---</td> <td>Peak</td> </tr> <tr> <td>2</td> <td>17385.00</td> <td>50.46</td> <td>68.30</td> <td>-17.84</td> <td>42.58</td> <td>42.35</td> <td>17.61</td> <td>52.08</td> <td>---</td> <td>---</td> <td>Peak</td> </tr> </tbody> </table>	Limit	Read	Ant	Cable	Preamp	APos	TPos	Remark	Freq	Level	Line	Margin	Level	Factor	Loss	Factor	MHz	dBuV/m	dBuV/m	dB	dBuV	dB/m	dB	dB	cm	deg	1	11590.00	47.96	74.00	-26.04	43.85	39.87	14.89	50.65	---	---	Peak	2	17385.00	50.46	68.30	-17.84	42.58	42.35	17.61	52.08	---	---	Peak	<p>Site : 03CH01-SZ Condition: PART 15.407 3m HF_ANT(3117)_22 VERTICAL Mode : 39 IMEI : 352134980043864/352134980043872 Plane : Y with Accessories : MCS0 Power setting 16.5</p> <table border="1"> <thead> <tr> <th>Limit</th> <th>Read</th> <th>Ant</th> <th>Cable</th> <th>Preamp</th> <th>APos</th> <th>TPos</th> <th>Remark</th> </tr> <tr> <th>Freq</th> <th>Level</th> <th>Line</th> <th>Margin</th> <th>Level</th> <th>Factor</th> <th>Loss</th> <th>Factor</th> </tr> <tr> <th>MHz</th> <th>dBuV/m</th> <th>dBuV/m</th> <th>dB</th> <th>dBuV</th> <th>dB/m</th> <th>dB</th> <th>dB</th> <th>cm</th> <th>deg</th> </tr> </thead> <tbody> <tr> <td>1</td> <td>11590.00</td> <td>47.61</td> <td>74.00</td> <td>-26.39</td> <td>43.50</td> <td>39.87</td> <td>14.89</td> <td>50.65</td> <td>---</td> <td>---</td> <td>Peak</td> </tr> <tr> <td>2</td> <td>17385.00</td> <td>50.14</td> <td>68.30</td> <td>-18.16</td> <td>42.26</td> <td>42.35</td> <td>17.61</td> <td>52.08</td> <td>---</td> <td>---</td> <td>Peak</td> </tr> </tbody> </table>	Limit	Read	Ant	Cable	Preamp	APos	TPos	Remark	Freq	Level	Line	Margin	Level	Factor	Loss	Factor	MHz	dBuV/m	dBuV/m	dB	dBuV	dB/m	dB	dB	cm	deg	1	11590.00	47.61	74.00	-26.39	43.50	39.87	14.89	50.65	---	---	Peak	2	17385.00	50.14	68.30	-18.16	42.26	42.35	17.61	52.08	---	---	Peak
	Limit	Read	Ant	Cable	Preamp	APos	TPos	Remark																																																																																														
Freq	Level	Line	Margin	Level	Factor	Loss	Factor																																																																																															
MHz	dBuV/m	dBuV/m	dB	dBuV	dB/m	dB	dB	cm	deg																																																																																													
1	11590.00	47.96	74.00	-26.04	43.85	39.87	14.89	50.65	---	---	Peak																																																																																											
2	17385.00	50.46	68.30	-17.84	42.58	42.35	17.61	52.08	---	---	Peak																																																																																											
Limit	Read	Ant	Cable	Preamp	APos	TPos	Remark																																																																																															
Freq	Level	Line	Margin	Level	Factor	Loss	Factor																																																																																															
MHz	dBuV/m	dBuV/m	dB	dBuV	dB/m	dB	dB	cm	deg																																																																																													
1	11590.00	47.61	74.00	-26.39	43.50	39.87	14.89	50.65	---	---	Peak																																																																																											
2	17385.00	50.14	68.30	-18.16	42.26	42.35	17.61	52.08	---	---	Peak																																																																																											

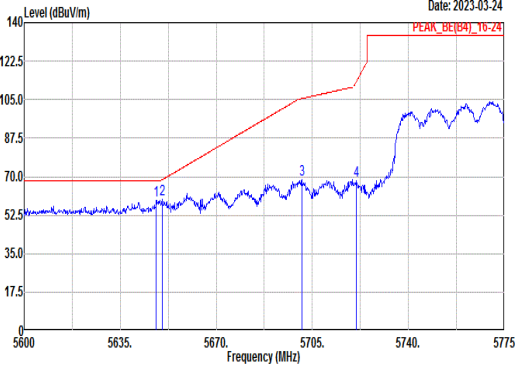
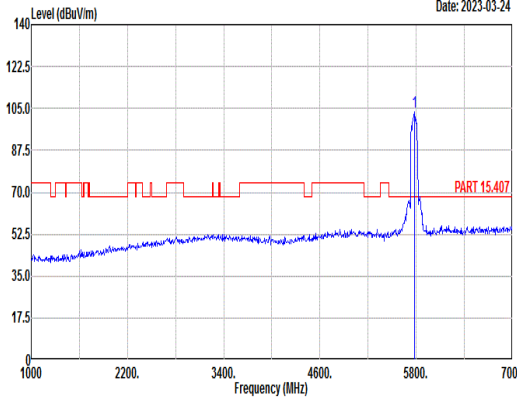
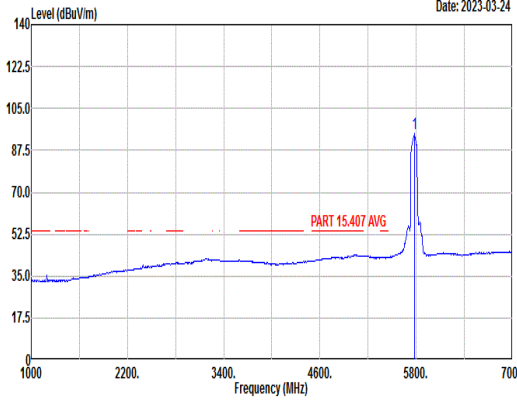


Mode	40																																																																																																			
	Band Edge - L																																																																																																			
	U-NII-3_5.725-5.85_802.11ax HE80_CH155_Full_5775MHz																																																																																																			
ANT	5+6																																																																																																			
Pol.	Horizontal	Fundamental																																																																																																		
Peak	<p>Date: 2023-03-24 PEAK_BE(B4)_16-24</p> <p>Site : 03CH01-SZ Condition: PEAK_BE(B4)_16-24 3m HF_ANT(3117)_22 HORIZONTAL Mode : 40 Setting : MCS0 Power setting 15.5 Plane : Y with Accessories : 352134980043864/352134980043872</p> <table border="1"> <thead> <tr> <th>Limit</th> <th>Read</th> <th>Ant</th> <th>Cable Preamp</th> <th>Apos</th> <th>TPos</th> <th>Remark</th> </tr> <tr> <th>Freq Level Line Margin</th> <th>Level</th> <th>Factor</th> <th>Loss Factor</th> <th></th> <th></th> <th></th> </tr> <tr> <th>MHz</th> <th>dBuV/m</th> <th>dBuV/m</th> <th>dBuV</th> <th>dB/m</th> <th>dB</th> <th>cm</th> <th>deg</th> </tr> </thead> <tbody> <tr> <td>1 5646.73</td> <td>60.44</td> <td>68.30</td> <td>-7.86</td> <td>46.06</td> <td>35.01</td> <td>11.69</td> <td>32.32</td> <td>242</td> <td>51</td> <td>PEAK</td> </tr> <tr> <td>2 5653.73</td> <td>60.39</td> <td>71.06</td> <td>-10.67</td> <td>46.01</td> <td>35.02</td> <td>11.69</td> <td>32.33</td> <td>242</td> <td>51</td> <td>PEAK</td> </tr> <tr> <td>3 5705.00</td> <td>68.88</td> <td>106.60</td> <td>-37.72</td> <td>54.50</td> <td>35.09</td> <td>11.66</td> <td>32.37</td> <td>242</td> <td>51</td> <td>PEAK</td> </tr> <tr> <td>4 5720.05</td> <td>67.36</td> <td>110.91</td> <td>-43.55</td> <td>52.97</td> <td>35.11</td> <td>11.66</td> <td>32.38</td> <td>242</td> <td>51</td> <td>PEAK</td> </tr> </tbody> </table>	Limit	Read	Ant	Cable Preamp	Apos	TPos	Remark	Freq Level Line Margin	Level	Factor	Loss Factor				MHz	dBuV/m	dBuV/m	dBuV	dB/m	dB	cm	deg	1 5646.73	60.44	68.30	-7.86	46.06	35.01	11.69	32.32	242	51	PEAK	2 5653.73	60.39	71.06	-10.67	46.01	35.02	11.69	32.33	242	51	PEAK	3 5705.00	68.88	106.60	-37.72	54.50	35.09	11.66	32.37	242	51	PEAK	4 5720.05	67.36	110.91	-43.55	52.97	35.11	11.66	32.38	242	51	PEAK	<p>Date: 2023-03-24 PART 15.407</p> <p>Site : 03CH01-SZ Condition: PART 15.407 3m HF_ANT(3117)_22 HORIZONTAL Mode : 40 Setting : MCS0 Power setting 15.5 Plane : Y with Accessories : 352134980043864/352134980043872</p> <table border="1"> <thead> <tr> <th>Limit Margin</th> <th>Read</th> <th>Ant</th> <th>Cable Preamp</th> <th>Apos</th> <th>TPos</th> <th>Remark</th> </tr> <tr> <th>Freq Level Line</th> <th>Level</th> <th>Factor</th> <th>Loss Factor</th> <th></th> <th></th> <th></th> </tr> <tr> <th>MHz</th> <th>dBuV/m</th> <th>dBuV/m</th> <th>dBuV</th> <th>dB/m</th> <th>dB</th> <th>cm</th> <th>deg</th> </tr> </thead> <tbody> <tr> <td>1 5775.00</td> <td>102.71</td> <td>-----</td> <td>88.32</td> <td>35.17</td> <td>11.64</td> <td>32.42</td> <td>242</td> <td>51</td> <td>PEAK</td> </tr> </tbody> </table>	Limit Margin	Read	Ant	Cable Preamp	Apos	TPos	Remark	Freq Level Line	Level	Factor	Loss Factor				MHz	dBuV/m	dBuV/m	dBuV	dB/m	dB	cm	deg	1 5775.00	102.71	-----	88.32	35.17	11.64	32.42	242	51	PEAK
	Limit	Read	Ant	Cable Preamp	Apos	TPos	Remark																																																																																													
Freq Level Line Margin	Level	Factor	Loss Factor																																																																																																	
MHz	dBuV/m	dBuV/m	dBuV	dB/m	dB	cm	deg																																																																																													
1 5646.73	60.44	68.30	-7.86	46.06	35.01	11.69	32.32	242	51	PEAK																																																																																										
2 5653.73	60.39	71.06	-10.67	46.01	35.02	11.69	32.33	242	51	PEAK																																																																																										
3 5705.00	68.88	106.60	-37.72	54.50	35.09	11.66	32.37	242	51	PEAK																																																																																										
4 5720.05	67.36	110.91	-43.55	52.97	35.11	11.66	32.38	242	51	PEAK																																																																																										
Limit Margin	Read	Ant	Cable Preamp	Apos	TPos	Remark																																																																																														
Freq Level Line	Level	Factor	Loss Factor																																																																																																	
MHz	dBuV/m	dBuV/m	dBuV	dB/m	dB	cm	deg																																																																																													
1 5775.00	102.71	-----	88.32	35.17	11.64	32.42	242	51	PEAK																																																																																											
Avg	Blank	<p>Date: 2023-03-24 PART 15.407 AVG</p> <p>Site : 03CH01-SZ Condition: PART 15.407 AVG 3m HF_ANT(3117)_22 HORIZONTAL Mode : 40 Setting : MCS0 Power setting 15.5 Plane : Y with Accessories : 352134980043864/352134980043872</p> <table border="1"> <thead> <tr> <th>Limit Margin</th> <th>Read</th> <th>Ant</th> <th>Cable Preamp</th> <th>Apos</th> <th>TPos</th> <th>Remark</th> </tr> <tr> <th>Freq Level Line</th> <th>Level</th> <th>Factor</th> <th>Loss Factor</th> <th></th> <th></th> <th></th> </tr> <tr> <th>MHz</th> <th>dBuV/m</th> <th>dBuV/m</th> <th>dBuV</th> <th>dB/m</th> <th>dB</th> <th>cm</th> <th>deg</th> </tr> </thead> <tbody> <tr> <td>1 5775.00</td> <td>94.94</td> <td>-----</td> <td>80.55</td> <td>35.19</td> <td>11.63</td> <td>32.43</td> <td>242</td> <td>51</td> <td>AVERAGE</td> </tr> </tbody> </table>	Limit Margin	Read	Ant	Cable Preamp	Apos	TPos	Remark	Freq Level Line	Level	Factor	Loss Factor				MHz	dBuV/m	dBuV/m	dBuV	dB/m	dB	cm	deg	1 5775.00	94.94	-----	80.55	35.19	11.63	32.43	242	51	AVERAGE																																																																		
Limit Margin	Read	Ant	Cable Preamp	Apos	TPos	Remark																																																																																														
Freq Level Line	Level	Factor	Loss Factor																																																																																																	
MHz	dBuV/m	dBuV/m	dBuV	dB/m	dB	cm	deg																																																																																													
1 5775.00	94.94	-----	80.55	35.19	11.63	32.43	242	51	AVERAGE																																																																																											



Mode	40																																																																									
	Band Edge - R																																																																									
	U-NII-3_5.725-5.85_802.11ax HE80_CH155_Full_5775MHz																																																																									
ANT	5+6																																																																									
Pol.	Horizontal	Fundamental																																																																								
Peak	<p>Date: 2023-03-24</p> <p>Site : 03CH01-SZ Condition: PEAK_BE(B4)_16-24 3m HF_ANT(3117)_22 HORIZONTAL Mode : 40 Setting : MCS0 Power setting 15.5 Plane : Y with Accessories : 352134980043864/352134980043872</p> <table border="1"> <thead> <tr> <th>Limit</th> <th>Read</th> <th>Ant</th> <th>Cable</th> <th>Preamp</th> <th>APos</th> <th>TPos</th> <th>Remark</th> </tr> <tr> <th>Freq</th> <th>Level</th> <th>Line</th> <th>Margin</th> <th>Level</th> <th>Factor</th> <th>Loss</th> <th>Factor</th> </tr> <tr> <th>MHz</th> <th>dBuV/m</th> <th>dBuV/m</th> <th></th> <th>dBuV</th> <th>dB/m</th> <th>dB</th> <th>dB</th> </tr> </thead> <tbody> <tr> <td>1</td> <td>5854.63</td> <td>68.17</td> <td>111.65</td> <td>-43.48</td> <td>53.84</td> <td>35.30</td> <td>11.52</td> <td>32.49</td> <td>242</td> <td>51</td> <td>PEAK</td> </tr> <tr> <td>2</td> <td>5857.08</td> <td>69.88</td> <td>110.22</td> <td>-40.34</td> <td>55.55</td> <td>35.30</td> <td>11.52</td> <td>32.49</td> <td>242</td> <td>51</td> <td>PEAK</td> </tr> <tr> <td>3</td> <td>5924.80</td> <td>54.62</td> <td>68.35</td> <td>-13.73</td> <td>40.37</td> <td>35.39</td> <td>11.40</td> <td>32.54</td> <td>242</td> <td>51</td> <td>PEAK</td> </tr> <tr> <td>4</td> <td>5927.25</td> <td>55.39</td> <td>68.30</td> <td>-12.91</td> <td>41.13</td> <td>35.40</td> <td>11.40</td> <td>32.54</td> <td>242</td> <td>51</td> <td>PEAK</td> </tr> </tbody> </table>	Limit	Read	Ant	Cable	Preamp	APos	TPos	Remark	Freq	Level	Line	Margin	Level	Factor	Loss	Factor	MHz	dBuV/m	dBuV/m		dBuV	dB/m	dB	dB	1	5854.63	68.17	111.65	-43.48	53.84	35.30	11.52	32.49	242	51	PEAK	2	5857.08	69.88	110.22	-40.34	55.55	35.30	11.52	32.49	242	51	PEAK	3	5924.80	54.62	68.35	-13.73	40.37	35.39	11.40	32.54	242	51	PEAK	4	5927.25	55.39	68.30	-12.91	41.13	35.40	11.40	32.54	242	51	PEAK	Blank
Limit	Read	Ant	Cable	Preamp	APos	TPos	Remark																																																																			
Freq	Level	Line	Margin	Level	Factor	Loss	Factor																																																																			
MHz	dBuV/m	dBuV/m		dBuV	dB/m	dB	dB																																																																			
1	5854.63	68.17	111.65	-43.48	53.84	35.30	11.52	32.49	242	51	PEAK																																																															
2	5857.08	69.88	110.22	-40.34	55.55	35.30	11.52	32.49	242	51	PEAK																																																															
3	5924.80	54.62	68.35	-13.73	40.37	35.39	11.40	32.54	242	51	PEAK																																																															
4	5927.25	55.39	68.30	-12.91	41.13	35.40	11.40	32.54	242	51	PEAK																																																															



Mode	40																																																																																												
	Band Edge - L																																																																																												
	U-NII-3_5.725-5.85_802.11ax HE80_CH155_Full_5775MHz																																																																																												
ANT	5+6																																																																																												
Pol.	Vertical	Fundamental																																																																																											
Peak	 <p>Date: 2023-03-24</p> <p>Level (dBuV/m)</p> <p>Frequency (MHz)</p> <p>PEAK_BE(B4)_16-24</p> <p>Site : 03CH01-SZ Condition: PEAK_BE(B4)_16-24 3m HF_ANT(3117)_22 VERTICAL Mode : 40 Setting : MCS0 Power setting 15.5 Plane : Y with Accessories : 352134980043864/352134980043872</p> <table border="1"> <thead> <tr> <th>Limit</th> <th>Read</th> <th>Ant</th> <th>Cable Preamp</th> <th>APos</th> <th>TPos</th> <th>Remark</th> </tr> <tr> <th>Freq</th> <th>Level</th> <th>Line</th> <th>Margin</th> <th>dBuV</th> <th>dB/m</th> <th>dB</th> <th>cm</th> <th>deg</th> </tr> </thead> <tbody> <tr> <td>1</td> <td>5648.13</td> <td>59.42</td> <td>68.30</td> <td>-8.88</td> <td>45.05</td> <td>35.01</td> <td>11.69</td> <td>32.33</td> <td>300</td> <td>263</td> <td>PEAK</td> </tr> <tr> <td>2</td> <td>5650.23</td> <td>59.68</td> <td>68.47</td> <td>-8.79</td> <td>45.31</td> <td>35.01</td> <td>11.69</td> <td>32.33</td> <td>300</td> <td>263</td> <td>PEAK</td> </tr> <tr> <td>3</td> <td>5701.15</td> <td>68.47</td> <td>105.52</td> <td>-37.05</td> <td>54.10</td> <td>35.08</td> <td>11.66</td> <td>32.37</td> <td>300</td> <td>263</td> <td>PEAK</td> </tr> <tr> <td>4</td> <td>5720.93</td> <td>68.07</td> <td>112.91</td> <td>-44.84</td> <td>53.68</td> <td>35.11</td> <td>11.66</td> <td>32.38</td> <td>300</td> <td>263</td> <td>PEAK</td> </tr> </tbody> </table>	Limit	Read	Ant	Cable Preamp	APos	TPos	Remark	Freq	Level	Line	Margin	dBuV	dB/m	dB	cm	deg	1	5648.13	59.42	68.30	-8.88	45.05	35.01	11.69	32.33	300	263	PEAK	2	5650.23	59.68	68.47	-8.79	45.31	35.01	11.69	32.33	300	263	PEAK	3	5701.15	68.47	105.52	-37.05	54.10	35.08	11.66	32.37	300	263	PEAK	4	5720.93	68.07	112.91	-44.84	53.68	35.11	11.66	32.38	300	263	PEAK	 <p>Date: 2023-03-24</p> <p>Level (dBuV/m)</p> <p>Frequency (MHz)</p> <p>PART 15.407</p> <p>Site : 03CH01-SZ Condition: PART 15.407 3m HF_ANT(3117)_22 VERTICAL Mode : 40 Setting : MCS0 Power setting 15.5 Plane : Y with Accessories : 352134980043864/352134980043872</p> <table border="1"> <thead> <tr> <th>Limit</th> <th>Read</th> <th>Ant</th> <th>Cable Preamp</th> <th>APos</th> <th>TPos</th> <th>Remark</th> </tr> <tr> <th>Freq</th> <th>Level</th> <th>Line</th> <th>Margin</th> <th>dBuV</th> <th>dB/m</th> <th>dB</th> <th>cm</th> <th>deg</th> </tr> </thead> <tbody> <tr> <td>1</td> <td>5775.00</td> <td>103.44</td> <td>-----</td> <td>89.05</td> <td>35.19</td> <td>11.63</td> <td>32.43</td> <td>300</td> <td>263</td> <td>PEAK</td> </tr> </tbody> </table>	Limit	Read	Ant	Cable Preamp	APos	TPos	Remark	Freq	Level	Line	Margin	dBuV	dB/m	dB	cm	deg	1	5775.00	103.44	-----	89.05	35.19	11.63	32.43	300	263	PEAK
	Limit	Read	Ant	Cable Preamp	APos	TPos	Remark																																																																																						
Freq	Level	Line	Margin	dBuV	dB/m	dB	cm	deg																																																																																					
1	5648.13	59.42	68.30	-8.88	45.05	35.01	11.69	32.33	300	263	PEAK																																																																																		
2	5650.23	59.68	68.47	-8.79	45.31	35.01	11.69	32.33	300	263	PEAK																																																																																		
3	5701.15	68.47	105.52	-37.05	54.10	35.08	11.66	32.37	300	263	PEAK																																																																																		
4	5720.93	68.07	112.91	-44.84	53.68	35.11	11.66	32.38	300	263	PEAK																																																																																		
Limit	Read	Ant	Cable Preamp	APos	TPos	Remark																																																																																							
Freq	Level	Line	Margin	dBuV	dB/m	dB	cm	deg																																																																																					
1	5775.00	103.44	-----	89.05	35.19	11.63	32.43	300	263	PEAK																																																																																			
Avg	Blank	 <p>Date: 2023-03-24</p> <p>Level (dBuV/m)</p> <p>Frequency (MHz)</p> <p>PART 15.407 AVG</p> <p>Site : 03CH01-SZ Condition: PART 15.407 AVG 3m HF_ANT(3117)_22 VERTICAL Mode : 40 Setting : MCS0 Power setting 15.5 Plane : Y with Accessories : 352134980043864/352134980043872</p> <table border="1"> <thead> <tr> <th>Limit</th> <th>Read</th> <th>Ant</th> <th>Cable Preamp</th> <th>APos</th> <th>TPos</th> <th>Remark</th> </tr> <tr> <th>Freq</th> <th>Level</th> <th>Line</th> <th>Margin</th> <th>dBuV</th> <th>dB/m</th> <th>dB</th> <th>cm</th> <th>deg</th> </tr> </thead> <tbody> <tr> <td>1</td> <td>5775.00</td> <td>94.31</td> <td>-----</td> <td>79.92</td> <td>35.19</td> <td>11.63</td> <td>32.43</td> <td>300</td> <td>263</td> <td>AVERAGE</td> </tr> </tbody> </table>	Limit	Read	Ant	Cable Preamp	APos	TPos	Remark	Freq	Level	Line	Margin	dBuV	dB/m	dB	cm	deg	1	5775.00	94.31	-----	79.92	35.19	11.63	32.43	300	263	AVERAGE																																																																
Limit	Read	Ant	Cable Preamp	APos	TPos	Remark																																																																																							
Freq	Level	Line	Margin	dBuV	dB/m	dB	cm	deg																																																																																					
1	5775.00	94.31	-----	79.92	35.19	11.63	32.43	300	263	AVERAGE																																																																																			

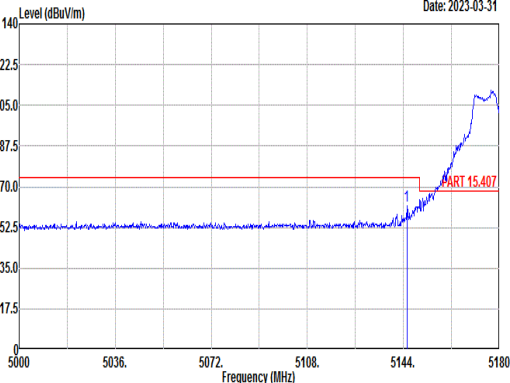
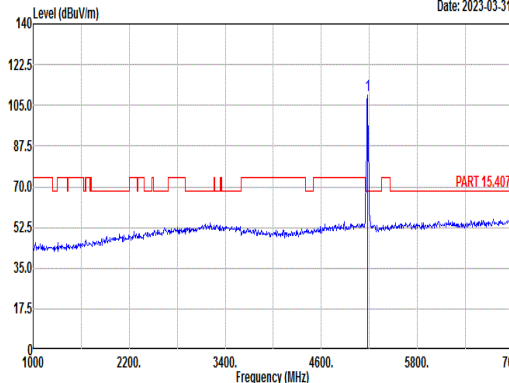
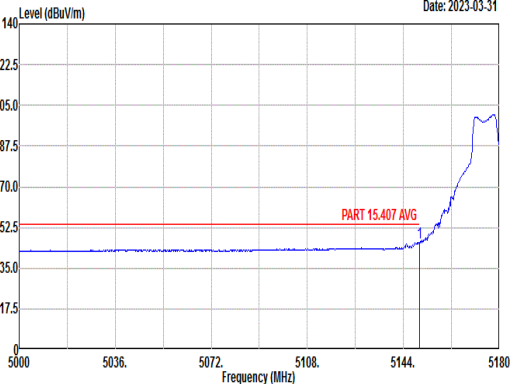
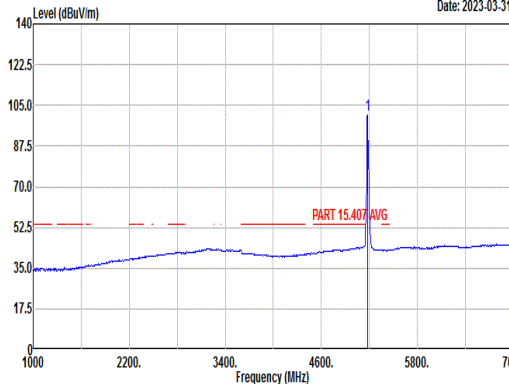


Mode	40																																																																									
	Band Edge - R																																																																									
	U-NII-3_5.725-5.85_802.11ax HE80_CH155_Full_5775MHz																																																																									
ANT	5+6																																																																									
Pol.	Vertical	Fundamental																																																																								
Peak	<p>Site : 03CH01-SZ Condition: PEAK_BE(B4)_16-24 3m HF_ANT(3117)_22 VERTICAL Mode : 40 Setting : MCS0 Power setting 15.5 Plane : Y with Accessories : 352134980043864/352134980043872</p> <table border="1"> <thead> <tr> <th>Limit</th> <th>Read</th> <th>Ant</th> <th>Cable</th> <th>Preamp</th> <th>APos</th> <th>TPos</th> <th>Remark</th> </tr> <tr> <th>Freq</th> <th>Level</th> <th>Line</th> <th>Margin</th> <th>Level</th> <th>Factor</th> <th>Loss</th> <th>Factor</th> </tr> <tr> <th>MHz</th> <th>dBuV/m</th> <th>dBuV/m</th> <th></th> <th>dBuV</th> <th>dB/m</th> <th>dB</th> <th>dB</th> </tr> </thead> <tbody> <tr> <td>1</td> <td>5854.28</td> <td>65.68</td> <td>112.45</td> <td>-46.77</td> <td>51.35</td> <td>35.30</td> <td>11.52</td> <td>32.49</td> <td>300</td> <td>263</td> <td>PEAK</td> </tr> <tr> <td>2</td> <td>5859.70</td> <td>67.84</td> <td>109.48</td> <td>-41.64</td> <td>53.52</td> <td>35.30</td> <td>11.51</td> <td>32.49</td> <td>300</td> <td>263</td> <td>PEAK</td> </tr> <tr> <td>3</td> <td>5924.10</td> <td>53.39</td> <td>68.86</td> <td>-15.47</td> <td>39.14</td> <td>35.39</td> <td>11.40</td> <td>32.54</td> <td>300</td> <td>263</td> <td>PEAK</td> </tr> <tr> <td>4</td> <td>5941.43</td> <td>54.54</td> <td>68.30</td> <td>-13.76</td> <td>40.30</td> <td>35.42</td> <td>11.38</td> <td>32.56</td> <td>300</td> <td>263</td> <td>PEAK</td> </tr> </tbody> </table>	Limit	Read	Ant	Cable	Preamp	APos	TPos	Remark	Freq	Level	Line	Margin	Level	Factor	Loss	Factor	MHz	dBuV/m	dBuV/m		dBuV	dB/m	dB	dB	1	5854.28	65.68	112.45	-46.77	51.35	35.30	11.52	32.49	300	263	PEAK	2	5859.70	67.84	109.48	-41.64	53.52	35.30	11.51	32.49	300	263	PEAK	3	5924.10	53.39	68.86	-15.47	39.14	35.39	11.40	32.54	300	263	PEAK	4	5941.43	54.54	68.30	-13.76	40.30	35.42	11.38	32.56	300	263	PEAK	Blank
Limit	Read	Ant	Cable	Preamp	APos	TPos	Remark																																																																			
Freq	Level	Line	Margin	Level	Factor	Loss	Factor																																																																			
MHz	dBuV/m	dBuV/m		dBuV	dB/m	dB	dB																																																																			
1	5854.28	65.68	112.45	-46.77	51.35	35.30	11.52	32.49	300	263	PEAK																																																															
2	5859.70	67.84	109.48	-41.64	53.52	35.30	11.51	32.49	300	263	PEAK																																																															
3	5924.10	53.39	68.86	-15.47	39.14	35.39	11.40	32.54	300	263	PEAK																																																															
4	5941.43	54.54	68.30	-13.76	40.30	35.42	11.38	32.56	300	263	PEAK																																																															

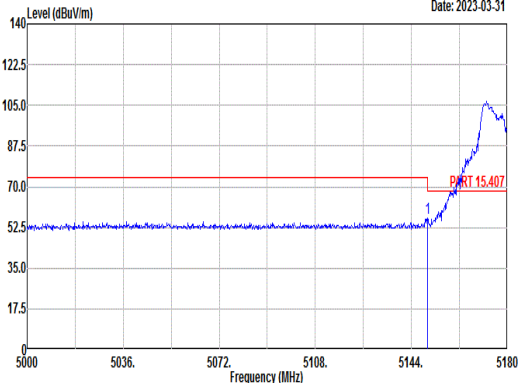
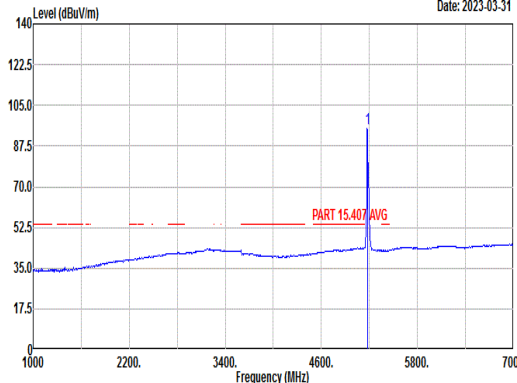
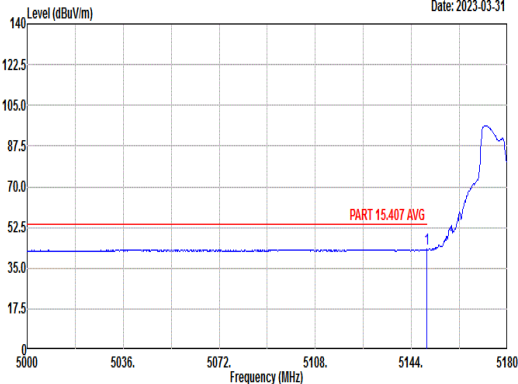
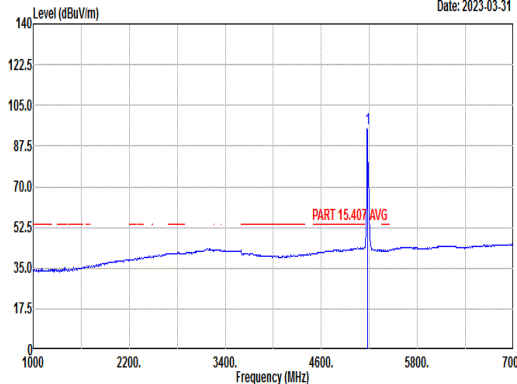


Mode	40																																																																																									
	Harmonic																																																																																									
	U-NII-3_5.725-5.85_802.11ax HE80_CH155_Full_5775MHz																																																																																									
ANT	5+6																																																																																									
Pol.	Horizontal	Vertical																																																																																								
Peak Avg	<p>Data: 1 Date: 2023-03-31</p> <p>Site : 03CH01-SZ Condition : PART 15.407 3m HF_ANT(3117)_22 HORIZONTAL Mode : 40 IMEI : 352134980043864/352134980043872 Plane : Y with Accessories : MCS0 Power setting 15.5</p> <table border="1"> <thead> <tr> <th>Freq</th> <th>Level</th> <th>Over Limit</th> <th>Limit Line</th> <th>ReadAntenna Level</th> <th>Antenna Factor</th> <th>Cable Loss Factor</th> <th>Preamp Loss Factor</th> <th>A/Pos</th> <th>T/Pos</th> <th>Remark</th> </tr> <tr> <th>MHz</th> <th>dBuV/m</th> <th>dB</th> <th>dBuV/m</th> <th>dBuV</th> <th>dB/m</th> <th>dB</th> <th>dB</th> <th>cm</th> <th>deg</th> <th></th> </tr> </thead> <tbody> <tr> <td>1</td> <td>11550.000</td> <td>47.42</td> <td>-26.58</td> <td>74.00</td> <td>43.37</td> <td>39.84</td> <td>14.88</td> <td>50.67</td> <td>---</td> <td>Peak</td> </tr> <tr> <td>2</td> <td>17325.000</td> <td>50.72</td> <td>-17.58</td> <td>68.30</td> <td>42.77</td> <td>42.37</td> <td>17.60</td> <td>52.02</td> <td>---</td> <td>Peak</td> </tr> </tbody> </table>	Freq	Level	Over Limit	Limit Line	ReadAntenna Level	Antenna Factor	Cable Loss Factor	Preamp Loss Factor	A/Pos	T/Pos	Remark	MHz	dBuV/m	dB	dBuV/m	dBuV	dB/m	dB	dB	cm	deg		1	11550.000	47.42	-26.58	74.00	43.37	39.84	14.88	50.67	---	Peak	2	17325.000	50.72	-17.58	68.30	42.77	42.37	17.60	52.02	---	Peak	<p>Data: 2 Date: 2023-03-31</p> <p>Site : 03CH01-SZ Condition : PART 15.407 3m HF_ANT(3117)_22 VERTICAL Mode : 40 IMEI : 352134980043864/352134980043872 Plane : Y with Accessories : MCS0 Power setting 15.5</p> <table border="1"> <thead> <tr> <th>Freq</th> <th>Level</th> <th>Over Limit</th> <th>Limit Line</th> <th>ReadAntenna Level</th> <th>Antenna Factor</th> <th>Cable Loss Factor</th> <th>Preamp Loss Factor</th> <th>A/Pos</th> <th>T/Pos</th> <th>Remark</th> </tr> <tr> <th>MHz</th> <th>dBuV/m</th> <th>dB</th> <th>dBuV/m</th> <th>dBuV</th> <th>dB/m</th> <th>dB</th> <th>dB</th> <th>cm</th> <th>deg</th> <th></th> </tr> </thead> <tbody> <tr> <td>1</td> <td>11550.000</td> <td>47.87</td> <td>-26.13</td> <td>74.00</td> <td>43.82</td> <td>39.84</td> <td>14.88</td> <td>50.67</td> <td>---</td> <td>Peak</td> </tr> <tr> <td>2</td> <td>17325.000</td> <td>50.49</td> <td>-17.81</td> <td>68.30</td> <td>42.54</td> <td>42.37</td> <td>17.60</td> <td>52.02</td> <td>---</td> <td>Peak</td> </tr> </tbody> </table>	Freq	Level	Over Limit	Limit Line	ReadAntenna Level	Antenna Factor	Cable Loss Factor	Preamp Loss Factor	A/Pos	T/Pos	Remark	MHz	dBuV/m	dB	dBuV/m	dBuV	dB/m	dB	dB	cm	deg		1	11550.000	47.87	-26.13	74.00	43.82	39.84	14.88	50.67	---	Peak	2	17325.000	50.49	-17.81	68.30	42.54	42.37	17.60	52.02	---	Peak
	Freq	Level	Over Limit	Limit Line	ReadAntenna Level	Antenna Factor	Cable Loss Factor	Preamp Loss Factor	A/Pos	T/Pos	Remark																																																																															
MHz	dBuV/m	dB	dBuV/m	dBuV	dB/m	dB	dB	cm	deg																																																																																	
1	11550.000	47.42	-26.58	74.00	43.37	39.84	14.88	50.67	---	Peak																																																																																
2	17325.000	50.72	-17.58	68.30	42.77	42.37	17.60	52.02	---	Peak																																																																																
Freq	Level	Over Limit	Limit Line	ReadAntenna Level	Antenna Factor	Cable Loss Factor	Preamp Loss Factor	A/Pos	T/Pos	Remark																																																																																
MHz	dBuV/m	dB	dBuV/m	dBuV	dB/m	dB	dB	cm	deg																																																																																	
1	11550.000	47.87	-26.13	74.00	43.82	39.84	14.88	50.67	---	Peak																																																																																
2	17325.000	50.49	-17.81	68.30	42.54	42.37	17.60	52.02	---	Peak																																																																																

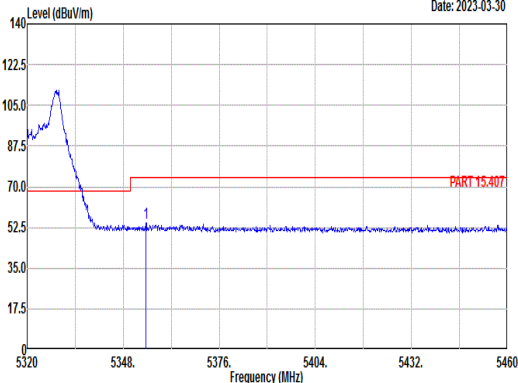
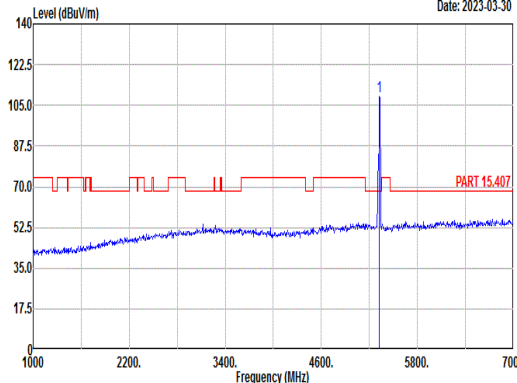
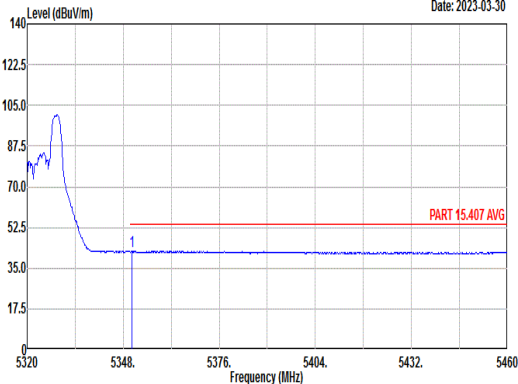
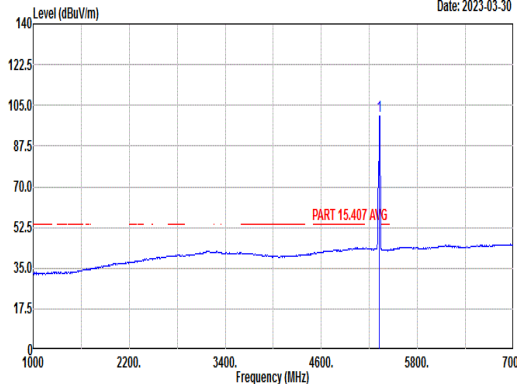


Mode	41																																																																												
Mode	Band Edge																																																																												
Mode	U-NII-1_5.15-5.25_802.11ax HE20_CH36_Partial RU 106/53_5180MHz																																																																												
ANT	5+6																																																																												
Pol.	Horizontal	Fundamental																																																																											
Peak	 <p>Date: 2023-03-31</p> <p>Site : 03CH01-SZ Condition: PART 15.407 3m HF_ANT(3117)_22 HORIZONTAL : RBW:1000.000kHz VBW:3000.000kHz Mode : 41 Setting : MCS0 Power setting 15.5 Plane : Y with Accessories : 352134980043864/352134980043872</p> <table border="1"> <thead> <tr> <th>Limit</th> <th>Read</th> <th>Ant</th> <th>Cable</th> <th>Preamp</th> <th>Apos</th> <th>Tpos</th> <th>Remark</th> </tr> <tr> <th>Freq</th> <th>Level</th> <th>Line</th> <th>Margin</th> <th>Level</th> <th>Factor</th> <th>Loss</th> <th>Factor</th> </tr> <tr> <th>MHz</th> <th>dBuV/m</th> <th>dBuV/m</th> <th>dBuV</th> <th>dB/m</th> <th>dB</th> <th>dB</th> <th>cm</th> <th>deg</th> </tr> </thead> <tbody> <tr> <td>1</td> <td>5145.26</td> <td>61.92</td> <td>74.00</td> <td>-12.08</td> <td>47.74</td> <td>34.87</td> <td>11.09</td> <td>31.78</td> <td>360</td> <td>49</td> <td>PEAK</td> </tr> </tbody> </table>	Limit	Read	Ant	Cable	Preamp	Apos	Tpos	Remark	Freq	Level	Line	Margin	Level	Factor	Loss	Factor	MHz	dBuV/m	dBuV/m	dBuV	dB/m	dB	dB	cm	deg	1	5145.26	61.92	74.00	-12.08	47.74	34.87	11.09	31.78	360	49	PEAK	 <p>Date: 2023-03-31</p> <p>Site : 03CH01-SZ Condition: PART 15.407 3m HF_ANT(3117)_22 HORIZONTAL : RBW:1000.000kHz VBW:3000.000kHz Mode : 41 Setting : MCS0 Power setting 15.5 Plane : Y with Accessories : 352134980043864/352134980043872</p> <table border="1"> <thead> <tr> <th>Limit</th> <th>Margin</th> <th>Read</th> <th>Ant</th> <th>Cable</th> <th>Preamp</th> <th>Apos</th> <th>Tpos</th> <th>Remark</th> </tr> <tr> <th>Freq</th> <th>Level</th> <th>Line</th> <th>(dB)</th> <th>Level</th> <th>Factor</th> <th>Loss</th> <th>Factor</th> <th>Remark</th> </tr> <tr> <th>MHz</th> <th>dBuV/m</th> <th>dBuV/m</th> <th>dBuV</th> <th>dB/m</th> <th>dB</th> <th>dB</th> <th>cm</th> <th>deg</th> </tr> </thead> <tbody> <tr> <td>1</td> <td>5180.00</td> <td>109.10</td> <td>-----</td> <td>94.98</td> <td>34.86</td> <td>11.07</td> <td>31.81</td> <td>360</td> <td>49</td> <td>PEAK</td> </tr> </tbody> </table>	Limit	Margin	Read	Ant	Cable	Preamp	Apos	Tpos	Remark	Freq	Level	Line	(dB)	Level	Factor	Loss	Factor	Remark	MHz	dBuV/m	dBuV/m	dBuV	dB/m	dB	dB	cm	deg	1	5180.00	109.10	-----	94.98	34.86	11.07	31.81	360	49	PEAK
	Limit	Read	Ant	Cable	Preamp	Apos	Tpos	Remark																																																																					
Freq	Level	Line	Margin	Level	Factor	Loss	Factor																																																																						
MHz	dBuV/m	dBuV/m	dBuV	dB/m	dB	dB	cm	deg																																																																					
1	5145.26	61.92	74.00	-12.08	47.74	34.87	11.09	31.78	360	49	PEAK																																																																		
Limit	Margin	Read	Ant	Cable	Preamp	Apos	Tpos	Remark																																																																					
Freq	Level	Line	(dB)	Level	Factor	Loss	Factor	Remark																																																																					
MHz	dBuV/m	dBuV/m	dBuV	dB/m	dB	dB	cm	deg																																																																					
1	5180.00	109.10	-----	94.98	34.86	11.07	31.81	360	49	PEAK																																																																			
Avg	 <p>Date: 2023-03-31</p> <p>Site : 03CH01-SZ Condition: PART 15.407 AVG 3m HF_ANT(3117)_22 HORIZONTAL : RBW:1000.000kHz VBW:0.010kHz Mode : 41 Setting : MCS0 Power setting 15.5 Plane : Y with Accessories : 352134980043864/352134980043872</p> <table border="1"> <thead> <tr> <th>Limit</th> <th>Read</th> <th>Ant</th> <th>Cable</th> <th>Preamp</th> <th>Apos</th> <th>Tpos</th> <th>Remark</th> </tr> <tr> <th>Freq</th> <th>Level</th> <th>Line</th> <th>Margin</th> <th>Level</th> <th>Factor</th> <th>Loss</th> <th>Factor</th> </tr> <tr> <th>MHz</th> <th>dBuV/m</th> <th>dBuV/m</th> <th>dBuV</th> <th>dB/m</th> <th>dB</th> <th>dB</th> <th>cm</th> <th>deg</th> </tr> </thead> <tbody> <tr> <td>1</td> <td>5149.94</td> <td>46.17</td> <td>54.00</td> <td>-7.83</td> <td>31.99</td> <td>34.87</td> <td>11.09</td> <td>31.78</td> <td>360</td> <td>49</td> <td>AVERAGE</td> </tr> </tbody> </table>	Limit	Read	Ant	Cable	Preamp	Apos	Tpos	Remark	Freq	Level	Line	Margin	Level	Factor	Loss	Factor	MHz	dBuV/m	dBuV/m	dBuV	dB/m	dB	dB	cm	deg	1	5149.94	46.17	54.00	-7.83	31.99	34.87	11.09	31.78	360	49	AVERAGE	 <p>Date: 2023-03-31</p> <p>Site : 03CH01-SZ Condition: PART 15.407 AVG 3m HF_ANT(3117)_22 HORIZONTAL : RBW:1000.000kHz VBW:0.010kHz Mode : 41 Setting : MCS0 Power setting 15.5 Plane : Y with Accessories : 352134980043864/352134980043872</p> <table border="1"> <thead> <tr> <th>Limit</th> <th>Margin</th> <th>Read</th> <th>Ant</th> <th>Cable</th> <th>Preamp</th> <th>Apos</th> <th>Tpos</th> <th>Remark</th> </tr> <tr> <th>Freq</th> <th>Level</th> <th>Line</th> <th>(dB)</th> <th>Level</th> <th>Factor</th> <th>Loss</th> <th>Factor</th> <th>Remark</th> </tr> <tr> <th>MHz</th> <th>dBuV/m</th> <th>dBuV/m</th> <th>dBuV</th> <th>dB/m</th> <th>dB</th> <th>dB</th> <th>cm</th> <th>deg</th> </tr> </thead> <tbody> <tr> <td>1</td> <td>5180.00</td> <td>100.92</td> <td>-----</td> <td>86.80</td> <td>34.86</td> <td>11.07</td> <td>31.81</td> <td>360</td> <td>49</td> <td>AVERAGE</td> </tr> </tbody> </table>	Limit	Margin	Read	Ant	Cable	Preamp	Apos	Tpos	Remark	Freq	Level	Line	(dB)	Level	Factor	Loss	Factor	Remark	MHz	dBuV/m	dBuV/m	dBuV	dB/m	dB	dB	cm	deg	1	5180.00	100.92	-----	86.80	34.86	11.07	31.81	360	49	AVERAGE
Limit	Read	Ant	Cable	Preamp	Apos	Tpos	Remark																																																																						
Freq	Level	Line	Margin	Level	Factor	Loss	Factor																																																																						
MHz	dBuV/m	dBuV/m	dBuV	dB/m	dB	dB	cm	deg																																																																					
1	5149.94	46.17	54.00	-7.83	31.99	34.87	11.09	31.78	360	49	AVERAGE																																																																		
Limit	Margin	Read	Ant	Cable	Preamp	Apos	Tpos	Remark																																																																					
Freq	Level	Line	(dB)	Level	Factor	Loss	Factor	Remark																																																																					
MHz	dBuV/m	dBuV/m	dBuV	dB/m	dB	dB	cm	deg																																																																					
1	5180.00	100.92	-----	86.80	34.86	11.07	31.81	360	49	AVERAGE																																																																			

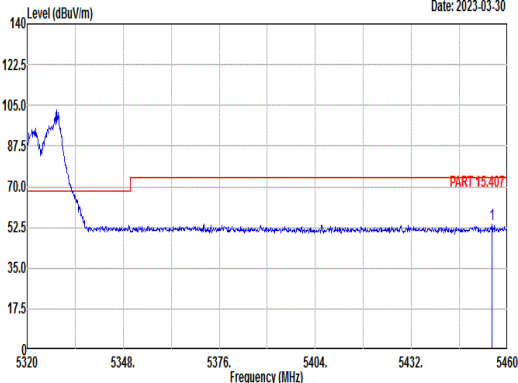
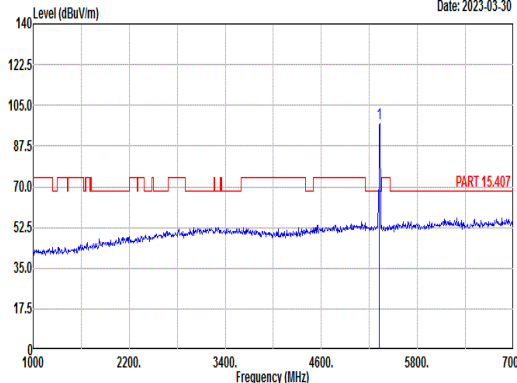
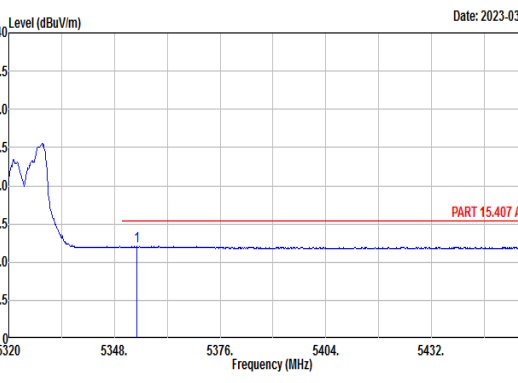
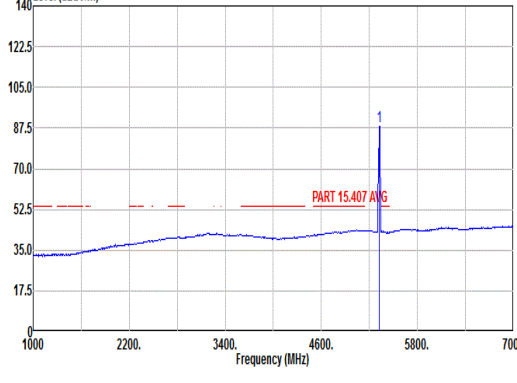


Mode	41																																																																												
Mode	Band Edge																																																																												
Mode	U-NII-1_5.15-5.25_802.11ax HE20_CH36_Partial RU 106/53_5180MHz																																																																												
ANT	5+6																																																																												
Pol.	Vertical	Fundamental																																																																											
Peak	 <p>Date: 2023-03-31</p> <p>Level (dBuV/m)</p> <p>Frequency (MHz)</p> <p>PART 15.407</p> <p>Site : 03CH01-SZ Condition: PART 15.407 3m HF_ANT(3117)_22 VERTICAL : RBW:1000.000kHz VBW:3000.000kHz Mode : 41 Setting : MCS0 Power setting 15.5 Plane : Y with Accessories : 352134980043864/352134980043872</p> <table border="1"> <thead> <tr> <th>Limit</th> <th>Read</th> <th>Ant</th> <th>Cable</th> <th>Preamp</th> <th>Apos</th> <th>Tpos</th> <th>Remark</th> </tr> <tr> <th>Freq</th> <th>Level</th> <th>Line</th> <th>Margin</th> <th>Level</th> <th>Factor</th> <th>Loss</th> <th>Factor</th> </tr> <tr> <th>MHz</th> <th>dBuV/m</th> <th>dBuV/m</th> <th>dBuV</th> <th>dB/m</th> <th>dB</th> <th>dB</th> <th>cm</th> <th>deg</th> </tr> </thead> <tbody> <tr> <td>1</td> <td>5149.94</td> <td>56.27</td> <td>74.00</td> <td>-17.73</td> <td>42.09</td> <td>34.87</td> <td>11.09</td> <td>31.78</td> <td>300</td> <td>154</td> <td>PEAK</td> </tr> </tbody> </table>	Limit	Read	Ant	Cable	Preamp	Apos	Tpos	Remark	Freq	Level	Line	Margin	Level	Factor	Loss	Factor	MHz	dBuV/m	dBuV/m	dBuV	dB/m	dB	dB	cm	deg	1	5149.94	56.27	74.00	-17.73	42.09	34.87	11.09	31.78	300	154	PEAK	 <p>Date: 2023-03-31</p> <p>Level (dBuV/m)</p> <p>Frequency (MHz)</p> <p>PART 15.407 AVG</p> <p>Site : 03CH01-SZ Condition: PART 15.407 AVG 3m HF_ANT(3117)_22 VERTICAL : RBW:1000.000kHz VBW:0.010kHz Mode : 41 Setting : MCS0 Power setting 15.5 Plane : Y with Accessories : 352134980043864/352134980043872</p> <table border="1"> <thead> <tr> <th>Limit</th> <th>Margin</th> <th>Read</th> <th>Ant</th> <th>Cable</th> <th>Preamp</th> <th>Apos</th> <th>Tpos</th> <th>Remark</th> </tr> <tr> <th>Freq</th> <th>Level</th> <th>Line</th> <th>(dB)</th> <th>Level</th> <th>Factor</th> <th>Loss</th> <th>Factor</th> <th>Remark</th> </tr> <tr> <th>MHz</th> <th>dBuV/m</th> <th>dBuV/m</th> <th>dBuV</th> <th>dB/m</th> <th>dB</th> <th>dB</th> <th>cm</th> <th>deg</th> </tr> </thead> <tbody> <tr> <td>1</td> <td>5180.00</td> <td>94.94</td> <td>-----</td> <td>80.81</td> <td>34.87</td> <td>11.07</td> <td>31.81</td> <td>300</td> <td>154</td> <td>AVERAGE</td> </tr> </tbody> </table>	Limit	Margin	Read	Ant	Cable	Preamp	Apos	Tpos	Remark	Freq	Level	Line	(dB)	Level	Factor	Loss	Factor	Remark	MHz	dBuV/m	dBuV/m	dBuV	dB/m	dB	dB	cm	deg	1	5180.00	94.94	-----	80.81	34.87	11.07	31.81	300	154	AVERAGE
	Limit	Read	Ant	Cable	Preamp	Apos	Tpos	Remark																																																																					
Freq	Level	Line	Margin	Level	Factor	Loss	Factor																																																																						
MHz	dBuV/m	dBuV/m	dBuV	dB/m	dB	dB	cm	deg																																																																					
1	5149.94	56.27	74.00	-17.73	42.09	34.87	11.09	31.78	300	154	PEAK																																																																		
Limit	Margin	Read	Ant	Cable	Preamp	Apos	Tpos	Remark																																																																					
Freq	Level	Line	(dB)	Level	Factor	Loss	Factor	Remark																																																																					
MHz	dBuV/m	dBuV/m	dBuV	dB/m	dB	dB	cm	deg																																																																					
1	5180.00	94.94	-----	80.81	34.87	11.07	31.81	300	154	AVERAGE																																																																			
Avg	 <p>Date: 2023-03-31</p> <p>Level (dBuV/m)</p> <p>Frequency (MHz)</p> <p>PART 15.407 AVG</p> <p>Site : 03CH01-SZ Condition: PART 15.407 AVG 3m HF_ANT(3117)_22 VERTICAL : RBW:1000.000kHz VBW:0.010kHz Mode : 41 Setting : MCS0 Power setting 15.5 Plane : Y with Accessories : 352134980043864/352134980043872</p> <table border="1"> <thead> <tr> <th>Limit</th> <th>Read</th> <th>Ant</th> <th>Cable</th> <th>Preamp</th> <th>Apos</th> <th>Tpos</th> <th>Remark</th> </tr> <tr> <th>Freq</th> <th>Level</th> <th>Line</th> <th>Margin</th> <th>Level</th> <th>Factor</th> <th>Loss</th> <th>Factor</th> </tr> <tr> <th>MHz</th> <th>dBuV/m</th> <th>dBuV/m</th> <th>dBuV</th> <th>dB/m</th> <th>dB</th> <th>dB</th> <th>cm</th> <th>deg</th> </tr> </thead> <tbody> <tr> <td>1</td> <td>5149.76</td> <td>43.09</td> <td>54.00</td> <td>-10.91</td> <td>28.91</td> <td>34.87</td> <td>11.09</td> <td>31.78</td> <td>300</td> <td>154</td> <td>AVERAGE</td> </tr> </tbody> </table>	Limit	Read	Ant	Cable	Preamp	Apos	Tpos	Remark	Freq	Level	Line	Margin	Level	Factor	Loss	Factor	MHz	dBuV/m	dBuV/m	dBuV	dB/m	dB	dB	cm	deg	1	5149.76	43.09	54.00	-10.91	28.91	34.87	11.09	31.78	300	154	AVERAGE	 <p>Date: 2023-03-31</p> <p>Level (dBuV/m)</p> <p>Frequency (MHz)</p> <p>PART 15.407 AVG</p> <p>Site : 03CH01-SZ Condition: PART 15.407 AVG 3m HF_ANT(3117)_22 VERTICAL : RBW:1000.000kHz VBW:0.010kHz Mode : 41 Setting : MCS0 Power setting 15.5 Plane : Y with Accessories : 352134980043864/352134980043872</p> <table border="1"> <thead> <tr> <th>Limit</th> <th>Margin</th> <th>Read</th> <th>Ant</th> <th>Cable</th> <th>Preamp</th> <th>Apos</th> <th>Tpos</th> <th>Remark</th> </tr> <tr> <th>Freq</th> <th>Level</th> <th>Line</th> <th>(dB)</th> <th>Level</th> <th>Factor</th> <th>Loss</th> <th>Factor</th> <th>Remark</th> </tr> <tr> <th>MHz</th> <th>dBuV/m</th> <th>dBuV/m</th> <th>dBuV</th> <th>dB/m</th> <th>dB</th> <th>dB</th> <th>cm</th> <th>deg</th> </tr> </thead> <tbody> <tr> <td>1</td> <td>5180.00</td> <td>94.94</td> <td>-----</td> <td>80.81</td> <td>34.87</td> <td>11.07</td> <td>31.81</td> <td>300</td> <td>154</td> <td>AVERAGE</td> </tr> </tbody> </table>	Limit	Margin	Read	Ant	Cable	Preamp	Apos	Tpos	Remark	Freq	Level	Line	(dB)	Level	Factor	Loss	Factor	Remark	MHz	dBuV/m	dBuV/m	dBuV	dB/m	dB	dB	cm	deg	1	5180.00	94.94	-----	80.81	34.87	11.07	31.81	300	154	AVERAGE
Limit	Read	Ant	Cable	Preamp	Apos	Tpos	Remark																																																																						
Freq	Level	Line	Margin	Level	Factor	Loss	Factor																																																																						
MHz	dBuV/m	dBuV/m	dBuV	dB/m	dB	dB	cm	deg																																																																					
1	5149.76	43.09	54.00	-10.91	28.91	34.87	11.09	31.78	300	154	AVERAGE																																																																		
Limit	Margin	Read	Ant	Cable	Preamp	Apos	Tpos	Remark																																																																					
Freq	Level	Line	(dB)	Level	Factor	Loss	Factor	Remark																																																																					
MHz	dBuV/m	dBuV/m	dBuV	dB/m	dB	dB	cm	deg																																																																					
1	5180.00	94.94	-----	80.81	34.87	11.07	31.81	300	154	AVERAGE																																																																			

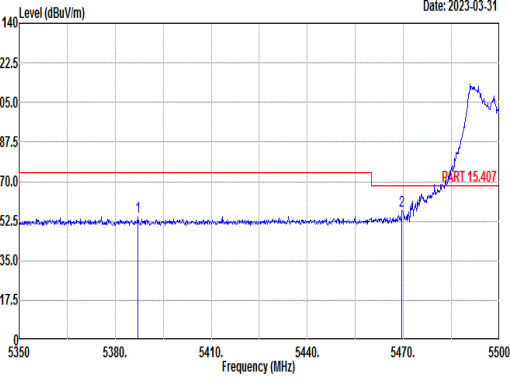
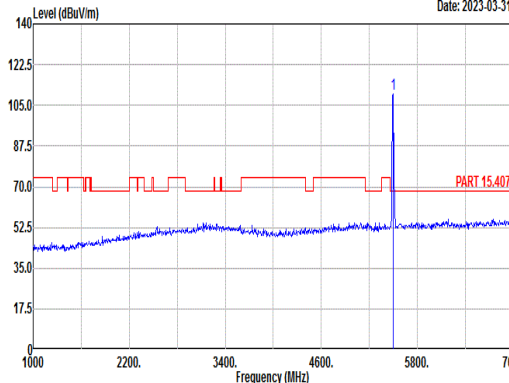
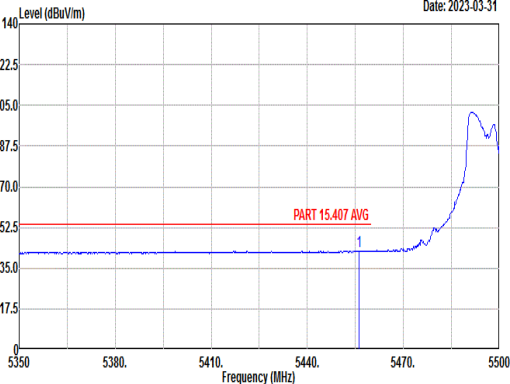
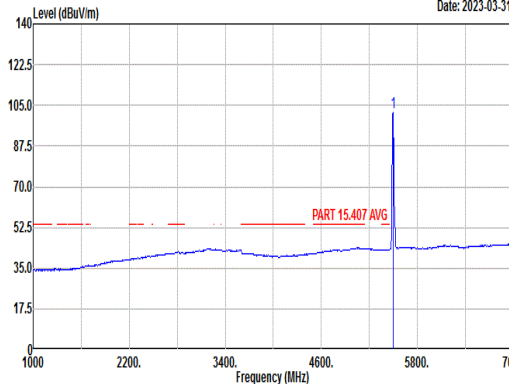


Mode	42																																																																													
Mode	Band Edge																																																																													
Mode	U-NII-2A_5.25-5.35_802.11ax HE20_CH64_Partial RU 26/8_5320MHz																																																																													
ANT	5+6																																																																													
Pol.	Horizontal	Fundamental																																																																												
Peak	 <p>Level (dBuV/m) vs Frequency (MHz) for Horizontal polarization. Peak at 5354.58 MHz.</p> <p>Site : 03CH01-S2 Condition: PART 15.407 3m HF_ANT(3117)_22 HORIZONTAL : RBW:1000.000kHz VBW:3000.000kHz Mode : 42 Setting : MCS0 Power setting 7.5 Plane : Y with Accessories 26/8 : 352134980043864/35213498004</p> <table border="1"> <thead> <tr> <th>Limit</th> <th>Margin</th> <th>Read</th> <th>Ant</th> <th>Cable</th> <th>Preamp</th> <th>Apos</th> <th>Tpos</th> <th>Remark</th> </tr> <tr> <th>Freq</th> <th>Level</th> <th>Line</th> <th>(dB)</th> <th>Level</th> <th>Factor</th> <th>Loss</th> <th>Factor</th> <th></th> </tr> <tr> <th>MHz</th> <th>dBuV/m</th> <th>dBuV/m</th> <th>dBuV</th> <th>dB/m</th> <th>dB</th> <th>dB</th> <th>cm</th> <th>deg</th> </tr> </thead> <tbody> <tr> <td>1</td> <td>5354.58</td> <td>54.51</td> <td>74.00</td> <td>-19.49</td> <td>40.77</td> <td>34.83</td> <td>10.94</td> <td>32.03</td> <td>200</td> <td>53 PEAK</td> </tr> </tbody> </table>	Limit	Margin	Read	Ant	Cable	Preamp	Apos	Tpos	Remark	Freq	Level	Line	(dB)	Level	Factor	Loss	Factor		MHz	dBuV/m	dBuV/m	dBuV	dB/m	dB	dB	cm	deg	1	5354.58	54.51	74.00	-19.49	40.77	34.83	10.94	32.03	200	53 PEAK	 <p>Level (dBuV/m) vs Frequency (MHz) for Fundamental polarization. Peak at 5320.00 MHz.</p> <p>Site : 03CH01-S2 Condition: PART 15.407 3m HF_ANT(3117)_22 HORIZONTAL : RBW:1000.000kHz VBW:3000.000kHz Mode : 42 Setting : MCS0 Power setting 7.5 Plane : Y with Accessories 26/8 : 352134980043864/35213498004</p> <table border="1"> <thead> <tr> <th>Limit</th> <th>Margin</th> <th>Read</th> <th>Ant</th> <th>Cable</th> <th>Preamp</th> <th>Apos</th> <th>Tpos</th> <th>Remark</th> </tr> <tr> <th>Freq</th> <th>Level</th> <th>Line</th> <th>(dB)</th> <th>Level</th> <th>Factor</th> <th>Loss</th> <th>Factor</th> <th></th> </tr> <tr> <th>MHz</th> <th>dBuV/m</th> <th>dBuV/m</th> <th>dBuV</th> <th>dB/m</th> <th>dB</th> <th>dB</th> <th>cm</th> <th>deg</th> </tr> </thead> <tbody> <tr> <td>1</td> <td>5320.00</td> <td>108.76</td> <td>-----</td> <td>-----</td> <td>94.97</td> <td>34.83</td> <td>10.96</td> <td>32.00</td> <td>200</td> <td>53 PEAK</td> </tr> </tbody> </table>	Limit	Margin	Read	Ant	Cable	Preamp	Apos	Tpos	Remark	Freq	Level	Line	(dB)	Level	Factor	Loss	Factor		MHz	dBuV/m	dBuV/m	dBuV	dB/m	dB	dB	cm	deg	1	5320.00	108.76	-----	-----	94.97	34.83	10.96	32.00	200	53 PEAK
	Limit	Margin	Read	Ant	Cable	Preamp	Apos	Tpos	Remark																																																																					
Freq	Level	Line	(dB)	Level	Factor	Loss	Factor																																																																							
MHz	dBuV/m	dBuV/m	dBuV	dB/m	dB	dB	cm	deg																																																																						
1	5354.58	54.51	74.00	-19.49	40.77	34.83	10.94	32.03	200	53 PEAK																																																																				
Limit	Margin	Read	Ant	Cable	Preamp	Apos	Tpos	Remark																																																																						
Freq	Level	Line	(dB)	Level	Factor	Loss	Factor																																																																							
MHz	dBuV/m	dBuV/m	dBuV	dB/m	dB	dB	cm	deg																																																																						
1	5320.00	108.76	-----	-----	94.97	34.83	10.96	32.00	200	53 PEAK																																																																				
Avg	 <p>Level (dBuV/m) vs Frequency (MHz) for Horizontal polarization. Average level at 5350.52 MHz.</p> <p>Site : 03CH01-S2 Condition: PART 15.407 AVG 3m HF_ANT(3117)_22 HORIZONTAL : RBW:1000.000kHz VBW:0.010kHz Mode : 42 Setting : MCS0 Power setting 7.5 Plane : Y with Accessories 26/8 : 352134980043864/35213498004</p> <table border="1"> <thead> <tr> <th>Limit</th> <th>Margin</th> <th>Read</th> <th>Ant</th> <th>Cable</th> <th>Preamp</th> <th>Apos</th> <th>Tpos</th> <th>Remark</th> </tr> <tr> <th>Freq</th> <th>Level</th> <th>Line</th> <th>(dB)</th> <th>Level</th> <th>Factor</th> <th>Loss</th> <th>Factor</th> <th></th> </tr> <tr> <th>MHz</th> <th>dBuV/m</th> <th>dBuV/m</th> <th>dBuV</th> <th>dB/m</th> <th>dB</th> <th>dB</th> <th>cm</th> <th>deg</th> </tr> </thead> <tbody> <tr> <td>1</td> <td>5350.52</td> <td>42.31</td> <td>54.00</td> <td>-11.69</td> <td>28.57</td> <td>34.83</td> <td>10.94</td> <td>32.03</td> <td>200</td> <td>53 AVERAGE</td> </tr> </tbody> </table>	Limit	Margin	Read	Ant	Cable	Preamp	Apos	Tpos	Remark	Freq	Level	Line	(dB)	Level	Factor	Loss	Factor		MHz	dBuV/m	dBuV/m	dBuV	dB/m	dB	dB	cm	deg	1	5350.52	42.31	54.00	-11.69	28.57	34.83	10.94	32.03	200	53 AVERAGE	 <p>Level (dBuV/m) vs Frequency (MHz) for Fundamental polarization. Average level at 5320.00 MHz.</p> <p>Site : 03CH01-S2 Condition: PART 15.407 AVG 3m HF_ANT(3117)_22 HORIZONTAL : RBW:1000.000kHz VBW:0.010kHz Mode : 42 Setting : MCS0 Power setting 7.5 Plane : Y with Accessories 26/8 : 352134980043864/35213498004</p> <table border="1"> <thead> <tr> <th>Limit</th> <th>Margin</th> <th>Read</th> <th>Ant</th> <th>Cable</th> <th>Preamp</th> <th>Apos</th> <th>Tpos</th> <th>Remark</th> </tr> <tr> <th>Freq</th> <th>Level</th> <th>Line</th> <th>(dB)</th> <th>Level</th> <th>Factor</th> <th>Loss</th> <th>Factor</th> <th></th> </tr> <tr> <th>MHz</th> <th>dBuV/m</th> <th>dBuV/m</th> <th>dBuV</th> <th>dB/m</th> <th>dB</th> <th>dB</th> <th>cm</th> <th>deg</th> </tr> </thead> <tbody> <tr> <td>1</td> <td>5320.00</td> <td>100.36</td> <td>-----</td> <td>-----</td> <td>86.57</td> <td>34.83</td> <td>10.96</td> <td>32.00</td> <td>200</td> <td>53 AVERAGE</td> </tr> </tbody> </table>	Limit	Margin	Read	Ant	Cable	Preamp	Apos	Tpos	Remark	Freq	Level	Line	(dB)	Level	Factor	Loss	Factor		MHz	dBuV/m	dBuV/m	dBuV	dB/m	dB	dB	cm	deg	1	5320.00	100.36	-----	-----	86.57	34.83	10.96	32.00	200	53 AVERAGE
Limit	Margin	Read	Ant	Cable	Preamp	Apos	Tpos	Remark																																																																						
Freq	Level	Line	(dB)	Level	Factor	Loss	Factor																																																																							
MHz	dBuV/m	dBuV/m	dBuV	dB/m	dB	dB	cm	deg																																																																						
1	5350.52	42.31	54.00	-11.69	28.57	34.83	10.94	32.03	200	53 AVERAGE																																																																				
Limit	Margin	Read	Ant	Cable	Preamp	Apos	Tpos	Remark																																																																						
Freq	Level	Line	(dB)	Level	Factor	Loss	Factor																																																																							
MHz	dBuV/m	dBuV/m	dBuV	dB/m	dB	dB	cm	deg																																																																						
1	5320.00	100.36	-----	-----	86.57	34.83	10.96	32.00	200	53 AVERAGE																																																																				



Mode	42																																																																									
Mode	Band Edge																																																																									
Mode	U-NII-2A_5.25-5.35_802.11ax HE20_CH64_Partial RU 26/8_5320MHz																																																																									
ANT	5+6																																																																									
Pol.	Vertical	Fundamental																																																																								
Peak	 <p>Level (dBuV/m) vs Frequency (MHz) for Vertical Peak. The plot shows a signal level starting at approximately 105 dBuV/m at 5320 MHz and dropping to a noise floor of about 52.5 dBuV/m by 5348 MHz. A red horizontal line indicates the limit at 70.0 dBuV/m. A peak is marked at 5455.52 MHz.</p> <p>Site : 03CH01-SZ Condition: PART 15.407 3m HF_ANT(3117)_22 VERTICAL : RBW:1000.000kHz VBW:3000.000kHz Mode : 42 Setting : MCS0 Power setting 7.5 Plane : Y with Accessories 26/8 : 352134980043864/35213498004</p> <table border="1"> <thead> <tr> <th>Limit</th> <th>Margin</th> <th>Read</th> <th>Ant</th> <th>Cable</th> <th>Preamp</th> <th>APos</th> <th>TPos</th> <th>Remark</th> </tr> <tr> <th>Freq</th> <th>Level</th> <th>Line</th> <th>(dB)</th> <th>Level</th> <th>Factor</th> <th>Loss</th> <th>Factor</th> <th></th> </tr> <tr> <th>MHz</th> <th>dBuV/m</th> <th>dBuV/m</th> <th>dB</th> <th>dB/m</th> <th>dB</th> <th>dB</th> <th>cm</th> <th>deg</th> </tr> </thead> <tbody> <tr> <td>1 5455.52</td> <td>53.95</td> <td>74.00</td> <td>-20.05</td> <td>40.20</td> <td>34.81</td> <td>11.10</td> <td>32.16</td> <td>400 326 PEAK</td> </tr> </tbody> </table>	Limit	Margin	Read	Ant	Cable	Preamp	APos	TPos	Remark	Freq	Level	Line	(dB)	Level	Factor	Loss	Factor		MHz	dBuV/m	dBuV/m	dB	dB/m	dB	dB	cm	deg	1 5455.52	53.95	74.00	-20.05	40.20	34.81	11.10	32.16	400 326 PEAK	 <p>Level (dBuV/m) vs Frequency (MHz) for Fundamental Peak. The plot shows a signal level starting at approximately 105 dBuV/m at 5320 MHz and dropping to a noise floor of about 52.5 dBuV/m by 5348 MHz. A red horizontal line indicates the limit at 70.0 dBuV/m. A peak is marked at 5455.52 MHz.</p> <p>Site : 03CH01-SZ Condition: PART 15.407 3m HF_ANT(3117)_22 VERTICAL : RBW:1000.000kHz VBW:3000.000kHz Mode : 42 Setting : MCS0 Power setting 7.5 Plane : Y with Accessories 26/8 : 352134980043864/35213498004</p> <table border="1"> <thead> <tr> <th>Limit</th> <th>Margin</th> <th>Read</th> <th>Ant</th> <th>Cable</th> <th>Preamp</th> <th>APos</th> <th>TPos</th> <th>Remark</th> </tr> <tr> <th>Freq</th> <th>Level</th> <th>Line</th> <th>(dB)</th> <th>Level</th> <th>Factor</th> <th>Loss</th> <th>Factor</th> <th></th> </tr> <tr> <th>MHz</th> <th>dBuV/m</th> <th>dBuV/m</th> <th>dB</th> <th>dB/m</th> <th>dB</th> <th>dB</th> <th>cm</th> <th>deg</th> </tr> </thead> <tbody> <tr> <td>1 5320.00</td> <td>96.98</td> <td>-----</td> <td>-----</td> <td>83.20</td> <td>34.83</td> <td>10.96</td> <td>32.01</td> <td>400 326 PEAK</td> </tr> </tbody> </table>	Limit	Margin	Read	Ant	Cable	Preamp	APos	TPos	Remark	Freq	Level	Line	(dB)	Level	Factor	Loss	Factor		MHz	dBuV/m	dBuV/m	dB	dB/m	dB	dB	cm	deg	1 5320.00	96.98	-----	-----	83.20	34.83	10.96	32.01	400 326 PEAK
	Limit	Margin	Read	Ant	Cable	Preamp	APos	TPos	Remark																																																																	
Freq	Level	Line	(dB)	Level	Factor	Loss	Factor																																																																			
MHz	dBuV/m	dBuV/m	dB	dB/m	dB	dB	cm	deg																																																																		
1 5455.52	53.95	74.00	-20.05	40.20	34.81	11.10	32.16	400 326 PEAK																																																																		
Limit	Margin	Read	Ant	Cable	Preamp	APos	TPos	Remark																																																																		
Freq	Level	Line	(dB)	Level	Factor	Loss	Factor																																																																			
MHz	dBuV/m	dBuV/m	dB	dB/m	dB	dB	cm	deg																																																																		
1 5320.00	96.98	-----	-----	83.20	34.83	10.96	32.01	400 326 PEAK																																																																		
Avg	 <p>Level (dBuV/m) vs Frequency (MHz) for Vertical Average. The plot shows a signal level starting at approximately 105 dBuV/m at 5320 MHz and dropping to a noise floor of about 52.5 dBuV/m by 5348 MHz. A red horizontal line indicates the limit at 70.0 dBuV/m. A peak is marked at 5455.52 MHz.</p> <p>Site : 03CH01-SZ Condition: PART 15.407 AVG 3m HF_ANT(3117)_22 VERTICAL : RBW:1000.000kHz VBW:0.010kHz Mode : 42 Setting : MCS0 Power setting 7.5 Plane : Y with Accessories 26/8 : 352134980043864/35213498004</p> <table border="1"> <thead> <tr> <th>Limit</th> <th>Margin</th> <th>Read</th> <th>Ant</th> <th>Cable</th> <th>Preamp</th> <th>APos</th> <th>TPos</th> <th>Remark</th> </tr> <tr> <th>Freq</th> <th>Level</th> <th>Line</th> <th>(dB)</th> <th>Level</th> <th>Factor</th> <th>Loss</th> <th>Factor</th> <th></th> </tr> <tr> <th>MHz</th> <th>dBuV/m</th> <th>dBuV/m</th> <th>dB</th> <th>dB/m</th> <th>dB</th> <th>dB</th> <th>cm</th> <th>deg</th> </tr> </thead> <tbody> <tr> <td>1 5353.88</td> <td>42.20</td> <td>54.00</td> <td>-11.80</td> <td>28.46</td> <td>34.83</td> <td>10.94</td> <td>32.03</td> <td>400 326 AVERAGE</td> </tr> </tbody> </table>	Limit	Margin	Read	Ant	Cable	Preamp	APos	TPos	Remark	Freq	Level	Line	(dB)	Level	Factor	Loss	Factor		MHz	dBuV/m	dBuV/m	dB	dB/m	dB	dB	cm	deg	1 5353.88	42.20	54.00	-11.80	28.46	34.83	10.94	32.03	400 326 AVERAGE	 <p>Level (dBuV/m) vs Frequency (MHz) for Fundamental Average. The plot shows a signal level starting at approximately 105 dBuV/m at 5320 MHz and dropping to a noise floor of about 52.5 dBuV/m by 5348 MHz. A red horizontal line indicates the limit at 70.0 dBuV/m. A peak is marked at 5455.52 MHz.</p> <p>Site : 03CH01-SZ Condition: PART 15.407 AVG 3m HF_ANT(3117)_22 VERTICAL : RBW:1000.000kHz VBW:0.010kHz Mode : 42 Setting : MCS0 Power setting 7.5 Plane : Y with Accessories 26/8 : 352134980043864/35213498004</p> <table border="1"> <thead> <tr> <th>Limit</th> <th>Margin</th> <th>Read</th> <th>Ant</th> <th>Cable</th> <th>Preamp</th> <th>APos</th> <th>TPos</th> <th>Remark</th> </tr> <tr> <th>Freq</th> <th>Level</th> <th>Line</th> <th>(dB)</th> <th>Level</th> <th>Factor</th> <th>Loss</th> <th>Factor</th> <th></th> </tr> <tr> <th>MHz</th> <th>dBuV/m</th> <th>dBuV/m</th> <th>dB</th> <th>dB/m</th> <th>dB</th> <th>dB</th> <th>cm</th> <th>deg</th> </tr> </thead> <tbody> <tr> <td>1 5320.00</td> <td>88.12</td> <td>-----</td> <td>-----</td> <td>74.34</td> <td>34.83</td> <td>10.96</td> <td>32.01</td> <td>400 326 AVERAGE</td> </tr> </tbody> </table>	Limit	Margin	Read	Ant	Cable	Preamp	APos	TPos	Remark	Freq	Level	Line	(dB)	Level	Factor	Loss	Factor		MHz	dBuV/m	dBuV/m	dB	dB/m	dB	dB	cm	deg	1 5320.00	88.12	-----	-----	74.34	34.83	10.96	32.01	400 326 AVERAGE
Limit	Margin	Read	Ant	Cable	Preamp	APos	TPos	Remark																																																																		
Freq	Level	Line	(dB)	Level	Factor	Loss	Factor																																																																			
MHz	dBuV/m	dBuV/m	dB	dB/m	dB	dB	cm	deg																																																																		
1 5353.88	42.20	54.00	-11.80	28.46	34.83	10.94	32.03	400 326 AVERAGE																																																																		
Limit	Margin	Read	Ant	Cable	Preamp	APos	TPos	Remark																																																																		
Freq	Level	Line	(dB)	Level	Factor	Loss	Factor																																																																			
MHz	dBuV/m	dBuV/m	dB	dB/m	dB	dB	cm	deg																																																																		
1 5320.00	88.12	-----	-----	74.34	34.83	10.96	32.01	400 326 AVERAGE																																																																		



Mode	43																																																																																							
Mode	Band Edge																																																																																							
Mode	U-NII-2C_5.47-5.725_802.11ax HE20_CH100_Partial RU 106/53_5500MHz																																																																																							
ANT	5+6																																																																																							
Pol.	Horizontal	Fundamental																																																																																						
Peak	 <p>Date: 2023-03-31</p> <p>Site : 03CH01-SZ Condition: PART 15.407 3m HF_ANT(3117)_22 HORIZONTAL : RBW:1000.000kHz VBW:3000.000kHz Mode : 43 Setting : MCS0 Power setting 14 Plane : Y with Accessories 106/53 : 352134980043864/352134980043872</p> <table border="1"> <thead> <tr> <th>Limit</th> <th>Read</th> <th>Ant</th> <th>Cable</th> <th>Preamp</th> <th>Apos</th> <th>Tpos</th> <th>Remark</th> </tr> <tr> <th>Freq</th> <th>Level</th> <th>Line</th> <th>Margin</th> <th>Level</th> <th>Factor</th> <th>Loss</th> <th>Factor</th> </tr> <tr> <th>MHz</th> <th>dBuV/m</th> <th>dBuV/m</th> <th>dBuV</th> <th>dB/m</th> <th>dB</th> <th>dB</th> <th>cm</th> <th>deg</th> </tr> </thead> <tbody> <tr> <td>1</td> <td>5387.05</td> <td>54.60</td> <td>74.00</td> <td>-19.40</td> <td>40.93</td> <td>34.82</td> <td>10.92</td> <td>32.07</td> <td>134</td> <td>130</td> <td>PEAK</td> </tr> <tr> <td>2</td> <td>5469.55</td> <td>57.20</td> <td>68.30</td> <td>-11.10</td> <td>43.41</td> <td>34.81</td> <td>11.16</td> <td>32.18</td> <td>134</td> <td>130</td> <td>PEAK</td> </tr> </tbody> </table>	Limit	Read	Ant	Cable	Preamp	Apos	Tpos	Remark	Freq	Level	Line	Margin	Level	Factor	Loss	Factor	MHz	dBuV/m	dBuV/m	dBuV	dB/m	dB	dB	cm	deg	1	5387.05	54.60	74.00	-19.40	40.93	34.82	10.92	32.07	134	130	PEAK	2	5469.55	57.20	68.30	-11.10	43.41	34.81	11.16	32.18	134	130	PEAK	 <p>Date: 2023-03-31</p> <p>Site : 03CH01-SZ Condition: PART 15.407 3m HF_ANT(3117)_22 HORIZONTAL : RBW:1000.000kHz VBW:3000.000kHz Mode : 43 Setting : MCS0 Power setting 14 Plane : Y with Accessories 106/53 : 352134980043864/352134980043872</p> <table border="1"> <thead> <tr> <th>Limit</th> <th>Read</th> <th>Ant</th> <th>Cable</th> <th>Preamp</th> <th>Apos</th> <th>Tpos</th> <th>Remark</th> </tr> <tr> <th>Freq</th> <th>Level</th> <th>Line</th> <th>Margin</th> <th>Level</th> <th>Factor</th> <th>Loss</th> <th>Factor</th> </tr> <tr> <th>MHz</th> <th>dBuV/m</th> <th>dBuV/m</th> <th>dBuV</th> <th>dB/m</th> <th>dB</th> <th>dB</th> <th>cm</th> <th>deg</th> </tr> </thead> <tbody> <tr> <td>1</td> <td>5500.00</td> <td>110.15</td> <td>-----</td> <td>-----</td> <td>96.29</td> <td>34.80</td> <td>11.26</td> <td>32.20</td> <td>134</td> <td>130</td> <td>PEAK</td> </tr> </tbody> </table>	Limit	Read	Ant	Cable	Preamp	Apos	Tpos	Remark	Freq	Level	Line	Margin	Level	Factor	Loss	Factor	MHz	dBuV/m	dBuV/m	dBuV	dB/m	dB	dB	cm	deg	1	5500.00	110.15	-----	-----	96.29	34.80	11.26	32.20	134	130	PEAK
	Limit	Read	Ant	Cable	Preamp	Apos	Tpos	Remark																																																																																
Freq	Level	Line	Margin	Level	Factor	Loss	Factor																																																																																	
MHz	dBuV/m	dBuV/m	dBuV	dB/m	dB	dB	cm	deg																																																																																
1	5387.05	54.60	74.00	-19.40	40.93	34.82	10.92	32.07	134	130	PEAK																																																																													
2	5469.55	57.20	68.30	-11.10	43.41	34.81	11.16	32.18	134	130	PEAK																																																																													
Limit	Read	Ant	Cable	Preamp	Apos	Tpos	Remark																																																																																	
Freq	Level	Line	Margin	Level	Factor	Loss	Factor																																																																																	
MHz	dBuV/m	dBuV/m	dBuV	dB/m	dB	dB	cm	deg																																																																																
1	5500.00	110.15	-----	-----	96.29	34.80	11.26	32.20	134	130	PEAK																																																																													
Avg	 <p>Date: 2023-03-31</p> <p>Site : 03CH01-SZ Condition: PART 15.407 AVG 3m HF_ANT(3117)_22 HORIZONTAL : RBW:1000.000kHz VBW:0.010kHz Mode : 43 Setting : MCS0 Power setting 14 Plane : Y with Accessories 106/53 : 352134980043864/352134980043872</p> <table border="1"> <thead> <tr> <th>Limit</th> <th>Read</th> <th>Ant</th> <th>Cable</th> <th>Preamp</th> <th>Apos</th> <th>Tpos</th> <th>Remark</th> </tr> <tr> <th>Freq</th> <th>Level</th> <th>Line</th> <th>Margin</th> <th>Level</th> <th>Factor</th> <th>Loss</th> <th>Factor</th> </tr> <tr> <th>MHz</th> <th>dBuV/m</th> <th>dBuV/m</th> <th>dBuV</th> <th>dB/m</th> <th>dB</th> <th>dB</th> <th>cm</th> <th>deg</th> </tr> </thead> <tbody> <tr> <td>1</td> <td>5456.05</td> <td>42.48</td> <td>54.00</td> <td>-11.52</td> <td>28.73</td> <td>34.81</td> <td>11.10</td> <td>32.16</td> <td>134</td> <td>130</td> <td>AVERAGE</td> </tr> </tbody> </table>	Limit	Read	Ant	Cable	Preamp	Apos	Tpos	Remark	Freq	Level	Line	Margin	Level	Factor	Loss	Factor	MHz	dBuV/m	dBuV/m	dBuV	dB/m	dB	dB	cm	deg	1	5456.05	42.48	54.00	-11.52	28.73	34.81	11.10	32.16	134	130	AVERAGE	 <p>Date: 2023-03-31</p> <p>Site : 03CH01-SZ Condition: PART 15.407 AVG 3m HF_ANT(3117)_22 HORIZONTAL : RBW:1000.000kHz VBW:0.010kHz Mode : 43 Setting : MCS0 Power setting 14 Plane : Y with Accessories 106/53 : 352134980043864/352134980043872</p> <table border="1"> <thead> <tr> <th>Limit</th> <th>Read</th> <th>Ant</th> <th>Cable</th> <th>Preamp</th> <th>Apos</th> <th>Tpos</th> <th>Remark</th> </tr> <tr> <th>Freq</th> <th>Level</th> <th>Line</th> <th>Margin</th> <th>Level</th> <th>Factor</th> <th>Loss</th> <th>Factor</th> </tr> <tr> <th>MHz</th> <th>dBuV/m</th> <th>dBuV/m</th> <th>dBuV</th> <th>dB/m</th> <th>dB</th> <th>dB</th> <th>cm</th> <th>deg</th> </tr> </thead> <tbody> <tr> <td>1</td> <td>5500.00</td> <td>101.85</td> <td>-----</td> <td>-----</td> <td>87.99</td> <td>34.80</td> <td>11.26</td> <td>32.20</td> <td>134</td> <td>130</td> <td>AVERAGE</td> </tr> </tbody> </table>	Limit	Read	Ant	Cable	Preamp	Apos	Tpos	Remark	Freq	Level	Line	Margin	Level	Factor	Loss	Factor	MHz	dBuV/m	dBuV/m	dBuV	dB/m	dB	dB	cm	deg	1	5500.00	101.85	-----	-----	87.99	34.80	11.26	32.20	134	130	AVERAGE												
Limit	Read	Ant	Cable	Preamp	Apos	Tpos	Remark																																																																																	
Freq	Level	Line	Margin	Level	Factor	Loss	Factor																																																																																	
MHz	dBuV/m	dBuV/m	dBuV	dB/m	dB	dB	cm	deg																																																																																
1	5456.05	42.48	54.00	-11.52	28.73	34.81	11.10	32.16	134	130	AVERAGE																																																																													
Limit	Read	Ant	Cable	Preamp	Apos	Tpos	Remark																																																																																	
Freq	Level	Line	Margin	Level	Factor	Loss	Factor																																																																																	
MHz	dBuV/m	dBuV/m	dBuV	dB/m	dB	dB	cm	deg																																																																																
1	5500.00	101.85	-----	-----	87.99	34.80	11.26	32.20	134	130	AVERAGE																																																																													



Mode	43																																																																																							
Mode	Band Edge																																																																																							
Mode	U-NII-2C_5.47-5.725_802.11ax HE20_CH100_Partial RU 106/53_5500MHz																																																																																							
ANT	5+6																																																																																							
Pol.	Vertical	Fundamental																																																																																						
Peak	<p>Date: 2023-03-31</p> <p>Site : 03CH01-SZ Condition: PART 15.407 3m HF_ANT(3117)_22 VERTICAL : RBW:1000.000kHz VBW:3000.000kHz Mode : 43 Setting : MCS0 Power setting 14 Plane : Y with Accessories 106/53 : 352134980043864/352134980043872</p> <table border="1"> <thead> <tr> <th>Limit</th> <th>Read</th> <th>Ant</th> <th>Cable</th> <th>Preamp</th> <th>Apos</th> <th>Tpos</th> <th>Remark</th> </tr> <tr> <th>Freq</th> <th>Level</th> <th>Line</th> <th>Margin</th> <th>Level</th> <th>Factor</th> <th>Loss</th> <th>Factor</th> </tr> <tr> <th>MHz</th> <th>dBuV/m</th> <th>dBuV/m</th> <th>dB</th> <th>dB/m</th> <th>dB</th> <th>dB</th> <th>cm</th> <th>deg</th> </tr> </thead> <tbody> <tr> <td>1</td> <td>5443.45</td> <td>53.85</td> <td>74.00</td> <td>-20.15</td> <td>40.13</td> <td>34.81</td> <td>11.05</td> <td>32.14</td> <td>400</td> <td>299</td> <td>PEAK</td> </tr> <tr> <td>2</td> <td>5469.85</td> <td>59.70</td> <td>68.30</td> <td>-8.60</td> <td>45.91</td> <td>34.81</td> <td>11.16</td> <td>32.18</td> <td>400</td> <td>299</td> <td>PEAK</td> </tr> </tbody> </table>	Limit	Read	Ant	Cable	Preamp	Apos	Tpos	Remark	Freq	Level	Line	Margin	Level	Factor	Loss	Factor	MHz	dBuV/m	dBuV/m	dB	dB/m	dB	dB	cm	deg	1	5443.45	53.85	74.00	-20.15	40.13	34.81	11.05	32.14	400	299	PEAK	2	5469.85	59.70	68.30	-8.60	45.91	34.81	11.16	32.18	400	299	PEAK	<p>Date: 2023-03-31</p> <p>Site : 03CH01-SZ Condition: PART 15.407 3m HF_ANT(3117)_22 VERTICAL : RBW:1000.000kHz VBW:3000.000kHz Mode : 43 Setting : MCS0 Power setting 14 Plane : Y with Accessories 106/53 : 352134980043864/352134980043872</p> <table border="1"> <thead> <tr> <th>Limit</th> <th>Read</th> <th>Ant</th> <th>Cable</th> <th>Preamp</th> <th>Apos</th> <th>Tpos</th> <th>Remark</th> </tr> <tr> <th>Freq</th> <th>Level</th> <th>Line</th> <th>Margin</th> <th>Level</th> <th>Factor</th> <th>Loss</th> <th>Factor</th> </tr> <tr> <th>MHz</th> <th>dBuV/m</th> <th>dBuV/m</th> <th>dB</th> <th>dB/m</th> <th>dB</th> <th>dB</th> <th>cm</th> <th>deg</th> </tr> </thead> <tbody> <tr> <td>1</td> <td>5500.00</td> <td>106.39</td> <td>-----</td> <td>-----</td> <td>92.53</td> <td>34.80</td> <td>11.26</td> <td>32.20</td> <td>400</td> <td>299</td> <td>PEAK</td> </tr> </tbody> </table>	Limit	Read	Ant	Cable	Preamp	Apos	Tpos	Remark	Freq	Level	Line	Margin	Level	Factor	Loss	Factor	MHz	dBuV/m	dBuV/m	dB	dB/m	dB	dB	cm	deg	1	5500.00	106.39	-----	-----	92.53	34.80	11.26	32.20	400	299	PEAK
	Limit	Read	Ant	Cable	Preamp	Apos	Tpos	Remark																																																																																
Freq	Level	Line	Margin	Level	Factor	Loss	Factor																																																																																	
MHz	dBuV/m	dBuV/m	dB	dB/m	dB	dB	cm	deg																																																																																
1	5443.45	53.85	74.00	-20.15	40.13	34.81	11.05	32.14	400	299	PEAK																																																																													
2	5469.85	59.70	68.30	-8.60	45.91	34.81	11.16	32.18	400	299	PEAK																																																																													
Limit	Read	Ant	Cable	Preamp	Apos	Tpos	Remark																																																																																	
Freq	Level	Line	Margin	Level	Factor	Loss	Factor																																																																																	
MHz	dBuV/m	dBuV/m	dB	dB/m	dB	dB	cm	deg																																																																																
1	5500.00	106.39	-----	-----	92.53	34.80	11.26	32.20	400	299	PEAK																																																																													
Avg	<p>Date: 2023-03-31</p> <p>Site : 03CH01-SZ Condition: PART 15.407 AVG 3m HF_ANT(3117)_22 VERTICAL : RBW:1000.000kHz VBW:0.010kHz Mode : 43 Setting : MCS0 Power setting 14 Plane : Y with Accessories 106/53 : 352134980043864/352134980043872</p> <table border="1"> <thead> <tr> <th>Limit</th> <th>Read</th> <th>Ant</th> <th>Cable</th> <th>Preamp</th> <th>Apos</th> <th>Tpos</th> <th>Remark</th> </tr> <tr> <th>Freq</th> <th>Level</th> <th>Line</th> <th>Margin</th> <th>Level</th> <th>Factor</th> <th>Loss</th> <th>Factor</th> </tr> <tr> <th>MHz</th> <th>dBuV/m</th> <th>dBuV/m</th> <th>dB</th> <th>dB/m</th> <th>dB</th> <th>dB</th> <th>cm</th> <th>deg</th> </tr> </thead> <tbody> <tr> <td>1</td> <td>5456.80</td> <td>42.43</td> <td>54.00</td> <td>-11.57</td> <td>28.67</td> <td>34.81</td> <td>11.11</td> <td>32.16</td> <td>400</td> <td>299</td> <td>AVERAGE</td> </tr> </tbody> </table>	Limit	Read	Ant	Cable	Preamp	Apos	Tpos	Remark	Freq	Level	Line	Margin	Level	Factor	Loss	Factor	MHz	dBuV/m	dBuV/m	dB	dB/m	dB	dB	cm	deg	1	5456.80	42.43	54.00	-11.57	28.67	34.81	11.11	32.16	400	299	AVERAGE	<p>Date: 2023-03-31</p> <p>Site : 03CH01-SZ Condition: PART 15.407 AVG 3m HF_ANT(3117)_22 VERTICAL : RBW:1000.000kHz VBW:0.010kHz Mode : 43 Setting : MCS0 Power setting 14 Plane : Y with Accessories 106/53 : 352134980043864/352134980043872</p> <table border="1"> <thead> <tr> <th>Limit</th> <th>Read</th> <th>Ant</th> <th>Cable</th> <th>Preamp</th> <th>Apos</th> <th>Tpos</th> <th>Remark</th> </tr> <tr> <th>Freq</th> <th>Level</th> <th>Line</th> <th>Margin</th> <th>Level</th> <th>Factor</th> <th>Loss</th> <th>Factor</th> </tr> <tr> <th>MHz</th> <th>dBuV/m</th> <th>dBuV/m</th> <th>dB</th> <th>dB/m</th> <th>dB</th> <th>dB</th> <th>cm</th> <th>deg</th> </tr> </thead> <tbody> <tr> <td>1</td> <td>5500.00</td> <td>97.80</td> <td>-----</td> <td>-----</td> <td>83.94</td> <td>34.80</td> <td>11.26</td> <td>32.20</td> <td>400</td> <td>299</td> <td>AVERAGE</td> </tr> </tbody> </table>	Limit	Read	Ant	Cable	Preamp	Apos	Tpos	Remark	Freq	Level	Line	Margin	Level	Factor	Loss	Factor	MHz	dBuV/m	dBuV/m	dB	dB/m	dB	dB	cm	deg	1	5500.00	97.80	-----	-----	83.94	34.80	11.26	32.20	400	299	AVERAGE												
Limit	Read	Ant	Cable	Preamp	Apos	Tpos	Remark																																																																																	
Freq	Level	Line	Margin	Level	Factor	Loss	Factor																																																																																	
MHz	dBuV/m	dBuV/m	dB	dB/m	dB	dB	cm	deg																																																																																
1	5456.80	42.43	54.00	-11.57	28.67	34.81	11.11	32.16	400	299	AVERAGE																																																																													
Limit	Read	Ant	Cable	Preamp	Apos	Tpos	Remark																																																																																	
Freq	Level	Line	Margin	Level	Factor	Loss	Factor																																																																																	
MHz	dBuV/m	dBuV/m	dB	dB/m	dB	dB	cm	deg																																																																																
1	5500.00	97.80	-----	-----	83.94	34.80	11.26	32.20	400	299	AVERAGE																																																																													



Mode	44																																																																														
Mode	Band Edge																																																																														
Mode	U-NII-2C_5.47-5.725_802.11ax HE20_CH140_Partial RU 26/8_5700MHz																																																																														
ANT	5+6																																																																														
Pol.	Horizontal	Fundamental																																																																													
Peak	<p>Date: 2023-04-06</p> <p>Site : 03CH01-SZ Condition: PART 15.407 3m HF_ANT(3117)_22 VERTICAL : RBW:1000.000kHz VBW:3000.000kHz Mode : 44 Setting : MCS0 Power setting 8 Plane : Y with Accessories 26/8 : 352134980042460/352134980042478</p> <table border="1"> <thead> <tr> <th>Limit</th> <th>Margin</th> <th>Read</th> <th>Ant</th> <th>Cable</th> <th>Preamp</th> <th>APos</th> <th>TPos</th> <th>Remark</th> </tr> <tr> <th>Freq</th> <th>Level</th> <th>Line</th> <th>(dB)</th> <th>Level</th> <th>Factor</th> <th>Loss</th> <th>Factor</th> <th></th> </tr> <tr> <th>MHz</th> <th>dBuV/m</th> <th>dBuV/m</th> <th>dBuV</th> <th>dB/m</th> <th>dB</th> <th>dB</th> <th>cm</th> <th>deg</th> </tr> </thead> <tbody> <tr> <td>1</td> <td>5726.52</td> <td>61.93</td> <td>68.30</td> <td>-6.37</td> <td>47.55</td> <td>35.12</td> <td>11.65</td> <td>32.39</td> <td>260</td> <td>360</td> <td>PEAK</td> </tr> </tbody> </table>	Limit	Margin	Read	Ant	Cable	Preamp	APos	TPos	Remark	Freq	Level	Line	(dB)	Level	Factor	Loss	Factor		MHz	dBuV/m	dBuV/m	dBuV	dB/m	dB	dB	cm	deg	1	5726.52	61.93	68.30	-6.37	47.55	35.12	11.65	32.39	260	360	PEAK	<p>Date: 2023-04-06</p> <p>Site : Condition: PART 15.407 3m HF_ANT(3117)_22 VERTICAL : RBW:1000.000kHz VBW:3000.000kHz Mode : 44 Setting : MCS0 Power setting 8 Plane : Y with Accessories 26/8 : 352134980042460/352134980042478</p> <table border="1"> <thead> <tr> <th>Limit</th> <th>Margin</th> <th>Read</th> <th>Ant</th> <th>Cable</th> <th>Preamp</th> <th>APos</th> <th>TPos</th> <th>Remark</th> </tr> <tr> <th>Freq</th> <th>Level</th> <th>Line</th> <th>(dB)</th> <th>Level</th> <th>Factor</th> <th>Loss</th> <th>Factor</th> <th></th> </tr> <tr> <th>MHz</th> <th>dBuV/m</th> <th>dBuV/m</th> <th>dBuV</th> <th>dB/m</th> <th>dB</th> <th>dB</th> <th>cm</th> <th>deg</th> </tr> </thead> <tbody> <tr> <td>1</td> <td>5700.00</td> <td>106.25</td> <td>-----</td> <td>91.87</td> <td>35.09</td> <td>11.66</td> <td>32.37</td> <td>260</td> <td>360</td> <td>PEAK</td> </tr> </tbody> </table>	Limit	Margin	Read	Ant	Cable	Preamp	APos	TPos	Remark	Freq	Level	Line	(dB)	Level	Factor	Loss	Factor		MHz	dBuV/m	dBuV/m	dBuV	dB/m	dB	dB	cm	deg	1	5700.00	106.25	-----	91.87	35.09	11.66	32.37	260	360	PEAK
Limit	Margin	Read	Ant	Cable	Preamp	APos	TPos	Remark																																																																							
Freq	Level	Line	(dB)	Level	Factor	Loss	Factor																																																																								
MHz	dBuV/m	dBuV/m	dBuV	dB/m	dB	dB	cm	deg																																																																							
1	5726.52	61.93	68.30	-6.37	47.55	35.12	11.65	32.39	260	360	PEAK																																																																				
Limit	Margin	Read	Ant	Cable	Preamp	APos	TPos	Remark																																																																							
Freq	Level	Line	(dB)	Level	Factor	Loss	Factor																																																																								
MHz	dBuV/m	dBuV/m	dBuV	dB/m	dB	dB	cm	deg																																																																							
1	5700.00	106.25	-----	91.87	35.09	11.66	32.37	260	360	PEAK																																																																					
Avg	Blank	<p>Date: 2023-04-06</p> <p>Site : Condition: PART 15.407 AVG 3m HF_ANT(3117)_22 VERTICAL : RBW:1000.000kHz VBW:0.010kHz Mode : 44 Setting : MCS0 Power setting 8 Plane : Y with Accessories 26/8 : 352134980042460/352134980042478</p> <table border="1"> <thead> <tr> <th>Limit</th> <th>Margin</th> <th>Read</th> <th>Ant</th> <th>Cable</th> <th>Preamp</th> <th>APos</th> <th>TPos</th> <th>Remark</th> </tr> <tr> <th>Freq</th> <th>Level</th> <th>Line</th> <th>(dB)</th> <th>Level</th> <th>Factor</th> <th>Loss</th> <th>Factor</th> <th></th> </tr> <tr> <th>MHz</th> <th>dBuV/m</th> <th>dBuV/m</th> <th>dBuV</th> <th>dB/m</th> <th>dB</th> <th>dB</th> <th>cm</th> <th>deg</th> </tr> </thead> <tbody> <tr> <td>1</td> <td>5700.00</td> <td>99.42</td> <td>-----</td> <td>85.04</td> <td>35.09</td> <td>11.66</td> <td>32.37</td> <td>260</td> <td>360</td> <td>AVERAGE</td> </tr> </tbody> </table>	Limit	Margin	Read	Ant	Cable	Preamp	APos	TPos	Remark	Freq	Level	Line	(dB)	Level	Factor	Loss	Factor		MHz	dBuV/m	dBuV/m	dBuV	dB/m	dB	dB	cm	deg	1	5700.00	99.42	-----	85.04	35.09	11.66	32.37	260	360	AVERAGE																																							
Limit	Margin	Read	Ant	Cable	Preamp	APos	TPos	Remark																																																																							
Freq	Level	Line	(dB)	Level	Factor	Loss	Factor																																																																								
MHz	dBuV/m	dBuV/m	dBuV	dB/m	dB	dB	cm	deg																																																																							
1	5700.00	99.42	-----	85.04	35.09	11.66	32.37	260	360	AVERAGE																																																																					



Mode	44																																																																	
Mode	Band Edge																																																																	
Mode	U-NII-2C_5.47-5.725_802.11ax HE20_CH140_Partial RU 52/40_5700MHz																																																																	
ANT	5+6																																																																	
Pol.	Vertical	Fundamental																																																																
Peak	<p>Date: 2023-04-06</p> <p>Site : 03CH01-SZ Condition: PART 15.407 3m HF_ANT(3117)_22 HORIZONTAL : RBN:1000.000kHz VBN:3000.000kHz Mode : 44 Setting : MCS0 Power setting 8 Plane : Y with Accessories 26/8 : 352134980042460/352134980042478</p> <table border="1"> <thead> <tr> <th>Limit Margin</th> <th>Read</th> <th>Ant</th> <th>Cable</th> <th>Preamp</th> <th>APos</th> <th>TPos</th> <th>Remark</th> </tr> <tr> <th>Freq Level Line (dB)</th> <th>Level Factor</th> <th>Loss Factor</th> <th></th> <th></th> <th></th> <th></th> <th></th> </tr> <tr> <th>MHz dBuV/m dBuV/m</th> <th>dB</th> <th>dB/m</th> <th>dB</th> <th>dB</th> <th>cm</th> <th>deg</th> <th></th> </tr> </thead> <tbody> <tr> <td>1 5735.30 64.71 68.30 -3.59</td> <td>50.32</td> <td>35.13</td> <td>11.65</td> <td>32.39</td> <td>219</td> <td>0</td> <td>PEAK</td> </tr> </tbody> </table>	Limit Margin	Read	Ant	Cable	Preamp	APos	TPos	Remark	Freq Level Line (dB)	Level Factor	Loss Factor						MHz dBuV/m dBuV/m	dB	dB/m	dB	dB	cm	deg		1 5735.30 64.71 68.30 -3.59	50.32	35.13	11.65	32.39	219	0	PEAK	<p>Date: 2023-04-06</p> <p>Site : 03CH01-SZ Condition: PART 15.407 3m HF_ANT(3117)_22 HORIZONTAL : RBN:1000.000kHz VBN:3000.000kHz Mode : 44 Setting : MCS0 Power setting 8 Plane : Y with Accessories 26/8 : 352134980042460/352134980042478</p> <table border="1"> <thead> <tr> <th>Limit Margin</th> <th>Read</th> <th>Ant</th> <th>Cable</th> <th>Preamp</th> <th>APos</th> <th>TPos</th> <th>Remark</th> </tr> <tr> <th>Freq Level Line (dB)</th> <th>Level Factor</th> <th>Loss Factor</th> <th></th> <th></th> <th></th> <th></th> <th></th> </tr> <tr> <th>MHz dBuV/m dBuV/m</th> <th>dBuV</th> <th>dB/m</th> <th>dB</th> <th>dB</th> <th>cm</th> <th>deg</th> <th></th> </tr> </thead> <tbody> <tr> <td>1 5700.00 104.80</td> <td>90.42</td> <td>35.09</td> <td>11.66</td> <td>32.37</td> <td>219</td> <td>0</td> <td>PEAK</td> </tr> </tbody> </table>	Limit Margin	Read	Ant	Cable	Preamp	APos	TPos	Remark	Freq Level Line (dB)	Level Factor	Loss Factor						MHz dBuV/m dBuV/m	dBuV	dB/m	dB	dB	cm	deg		1 5700.00 104.80	90.42	35.09	11.66	32.37	219	0	PEAK
Limit Margin	Read	Ant	Cable	Preamp	APos	TPos	Remark																																																											
Freq Level Line (dB)	Level Factor	Loss Factor																																																																
MHz dBuV/m dBuV/m	dB	dB/m	dB	dB	cm	deg																																																												
1 5735.30 64.71 68.30 -3.59	50.32	35.13	11.65	32.39	219	0	PEAK																																																											
Limit Margin	Read	Ant	Cable	Preamp	APos	TPos	Remark																																																											
Freq Level Line (dB)	Level Factor	Loss Factor																																																																
MHz dBuV/m dBuV/m	dBuV	dB/m	dB	dB	cm	deg																																																												
1 5700.00 104.80	90.42	35.09	11.66	32.37	219	0	PEAK																																																											
Avg	Blank	<p>Date: 2023-04-06</p> <p>Site : 03CH01-SZ Condition: PART 15.407 AVG 3m HF_ANT(3117)_22 HORIZONTAL : RBN:1000.000kHz VBN:0.010kHz Mode : 44 Setting : MCS0 Power setting 8 Plane : Y with Accessories 26/8 : 352134980042460/352134980042478</p> <table border="1"> <thead> <tr> <th>Limit Margin</th> <th>Read</th> <th>Ant</th> <th>Cable</th> <th>Preamp</th> <th>APos</th> <th>TPos</th> <th>Remark</th> </tr> <tr> <th>Freq Level Line (dB)</th> <th>Level Factor</th> <th>Loss Factor</th> <th></th> <th></th> <th></th> <th></th> <th></th> </tr> <tr> <th>MHz dBuV/m dBuV/m</th> <th>dBuV</th> <th>dB/m</th> <th>dB</th> <th>dB</th> <th>cm</th> <th>deg</th> <th></th> </tr> </thead> <tbody> <tr> <td>1 5700.00 98.04</td> <td>83.66</td> <td>35.09</td> <td>11.66</td> <td>32.37</td> <td>219</td> <td>0</td> <td>AVERAGE</td> </tr> </tbody> </table>	Limit Margin	Read	Ant	Cable	Preamp	APos	TPos	Remark	Freq Level Line (dB)	Level Factor	Loss Factor						MHz dBuV/m dBuV/m	dBuV	dB/m	dB	dB	cm	deg		1 5700.00 98.04	83.66	35.09	11.66	32.37	219	0	AVERAGE																																
Limit Margin	Read	Ant	Cable	Preamp	APos	TPos	Remark																																																											
Freq Level Line (dB)	Level Factor	Loss Factor																																																																
MHz dBuV/m dBuV/m	dBuV	dB/m	dB	dB	cm	deg																																																												
1 5700.00 98.04	83.66	35.09	11.66	32.37	219	0	AVERAGE																																																											



Mode	45																																																																																																																								
Mode	Band Edge																																																																																																																								
Mode	U-NII-3_5.725-5.85_802.11ax HE20_CH149_Partial RU 26/0_5745MHz																																																																																																																								
ANT	5+6																																																																																																																								
Pol.	Horizontal	Fundamental																																																																																																																							
Peak	<p>Date: 2023-03-30</p> <p>Site : 03CH01-SZ Condition: PEAK_BE(B4)_16-24 3m HF_ANT(3117)_22 HORIZONTAL Mode : 45 Setting : MCS0 Power setting 8 Plane : Y with Accessories 26/0 : 352134980043864/35213498004</p> <table border="1"> <thead> <tr> <th></th> <th>Limit</th> <th>Margin</th> <th>Read</th> <th>Ant</th> <th>Cable</th> <th>Preamp</th> <th>APos</th> <th>TPos</th> <th>Remark</th> </tr> <tr> <th>Freq</th> <th>Level</th> <th>Line</th> <th>(dB)</th> <th>Level</th> <th>Factor</th> <th>Loss Factor</th> <th></th> <th></th> <th></th> </tr> <tr> <th>MHz</th> <th>dBuV/m</th> <th>dBuV/m</th> <th></th> <th>dBuV</th> <th>dB/m</th> <th>dB</th> <th>dB</th> <th>cm</th> <th>deg</th> </tr> </thead> <tbody> <tr> <td>1</td> <td>5638.57</td> <td>55.74</td> <td>68.30</td> <td>-12.56</td> <td>41.38</td> <td>34.99</td> <td>11.69</td> <td>32.32</td> <td>369</td> <td>44</td> <td>PEAK</td> </tr> <tr> <td>2</td> <td>5650.46</td> <td>53.74</td> <td>68.64</td> <td>-14.90</td> <td>39.37</td> <td>35.01</td> <td>11.69</td> <td>32.33</td> <td>369</td> <td>44</td> <td>PEAK</td> </tr> <tr> <td>3</td> <td>5700.78</td> <td>54.09</td> <td>105.42</td> <td>-51.33</td> <td>39.72</td> <td>35.08</td> <td>11.66</td> <td>32.37</td> <td>369</td> <td>44</td> <td>PEAK</td> </tr> <tr> <td>4</td> <td>5720.06</td> <td>52.62</td> <td>110.94</td> <td>-58.32</td> <td>38.23</td> <td>35.11</td> <td>11.66</td> <td>32.38</td> <td>369</td> <td>44</td> <td>PEAK</td> </tr> </tbody> </table>		Limit	Margin	Read	Ant	Cable	Preamp	APos	TPos	Remark	Freq	Level	Line	(dB)	Level	Factor	Loss Factor				MHz	dBuV/m	dBuV/m		dBuV	dB/m	dB	dB	cm	deg	1	5638.57	55.74	68.30	-12.56	41.38	34.99	11.69	32.32	369	44	PEAK	2	5650.46	53.74	68.64	-14.90	39.37	35.01	11.69	32.33	369	44	PEAK	3	5700.78	54.09	105.42	-51.33	39.72	35.08	11.66	32.37	369	44	PEAK	4	5720.06	52.62	110.94	-58.32	38.23	35.11	11.66	32.38	369	44	PEAK	<p>Date: 2023-03-30</p> <p>Site : 03CH01-SZ Condition: PART 15.407 3m HF_ANT(3117)_22 HORIZONTAL Mode : 45 Setting : MCS0 Power setting 8 Plane : Y with Accessories 26/0 : 352134980043864/35213498004</p> <table border="1"> <thead> <tr> <th></th> <th>Limit</th> <th>Margin</th> <th>Read</th> <th>Ant</th> <th>Cable</th> <th>Preamp</th> <th>APos</th> <th>TPos</th> <th>Remark</th> </tr> <tr> <th>Freq</th> <th>Level</th> <th>Line</th> <th>(dB)</th> <th>Level</th> <th>Factor</th> <th>Loss Factor</th> <th></th> <th></th> <th></th> </tr> <tr> <th>MHz</th> <th>dBuV/m</th> <th>dBuV/m</th> <th></th> <th>dBuV</th> <th>dB/m</th> <th>dB</th> <th>dB</th> <th>cm</th> <th>deg</th> </tr> </thead> <tbody> <tr> <td>1</td> <td>5745.00</td> <td>102.84</td> <td>-----</td> <td>88.45</td> <td>35.13</td> <td>11.65</td> <td>32.39</td> <td>369</td> <td>44</td> <td>PEAK</td> </tr> </tbody> </table>		Limit	Margin	Read	Ant	Cable	Preamp	APos	TPos	Remark	Freq	Level	Line	(dB)	Level	Factor	Loss Factor				MHz	dBuV/m	dBuV/m		dBuV	dB/m	dB	dB	cm	deg	1	5745.00	102.84	-----	88.45	35.13	11.65	32.39	369	44	PEAK
	Limit	Margin	Read	Ant	Cable	Preamp	APos	TPos	Remark																																																																																																																
Freq	Level	Line	(dB)	Level	Factor	Loss Factor																																																																																																																			
MHz	dBuV/m	dBuV/m		dBuV	dB/m	dB	dB	cm	deg																																																																																																																
1	5638.57	55.74	68.30	-12.56	41.38	34.99	11.69	32.32	369	44	PEAK																																																																																																														
2	5650.46	53.74	68.64	-14.90	39.37	35.01	11.69	32.33	369	44	PEAK																																																																																																														
3	5700.78	54.09	105.42	-51.33	39.72	35.08	11.66	32.37	369	44	PEAK																																																																																																														
4	5720.06	52.62	110.94	-58.32	38.23	35.11	11.66	32.38	369	44	PEAK																																																																																																														
	Limit	Margin	Read	Ant	Cable	Preamp	APos	TPos	Remark																																																																																																																
Freq	Level	Line	(dB)	Level	Factor	Loss Factor																																																																																																																			
MHz	dBuV/m	dBuV/m		dBuV	dB/m	dB	dB	cm	deg																																																																																																																
1	5745.00	102.84	-----	88.45	35.13	11.65	32.39	369	44	PEAK																																																																																																															
Avg	Blank	<p>Date: 2023-03-30</p> <p>Site : 03CH01-SZ Condition: PART 15.407 AVG 3m HF_ANT(3117)_22 HORIZONTAL Mode : 45 Setting : MCS0 Power setting 8 Plane : Y with Accessories 26/0 : 352134980043864/35213498004</p> <table border="1"> <thead> <tr> <th></th> <th>Limit</th> <th>Margin</th> <th>Read</th> <th>Ant</th> <th>Cable</th> <th>Preamp</th> <th>APos</th> <th>TPos</th> <th>Remark</th> </tr> <tr> <th>Freq</th> <th>Level</th> <th>Line</th> <th>(dB)</th> <th>Level</th> <th>Factor</th> <th>Loss Factor</th> <th></th> <th></th> <th></th> </tr> <tr> <th>MHz</th> <th>dBuV/m</th> <th>dBuV/m</th> <th></th> <th>dBuV</th> <th>dB/m</th> <th>dB</th> <th>dB</th> <th>cm</th> <th>deg</th> </tr> </thead> <tbody> <tr> <td>1</td> <td>5745.00</td> <td>96.63</td> <td>-----</td> <td>82.24</td> <td>35.13</td> <td>11.65</td> <td>32.39</td> <td>369</td> <td>44</td> <td>AVERAGE</td> </tr> </tbody> </table>		Limit	Margin	Read	Ant	Cable	Preamp	APos	TPos	Remark	Freq	Level	Line	(dB)	Level	Factor	Loss Factor				MHz	dBuV/m	dBuV/m		dBuV	dB/m	dB	dB	cm	deg	1	5745.00	96.63	-----	82.24	35.13	11.65	32.39	369	44	AVERAGE																																																																														
	Limit	Margin	Read	Ant	Cable	Preamp	APos	TPos	Remark																																																																																																																
Freq	Level	Line	(dB)	Level	Factor	Loss Factor																																																																																																																			
MHz	dBuV/m	dBuV/m		dBuV	dB/m	dB	dB	cm	deg																																																																																																																
1	5745.00	96.63	-----	82.24	35.13	11.65	32.39	369	44	AVERAGE																																																																																																															



Mode	45																																																																																																													
Mode	Band Edge																																																																																																													
Mode	U-NII-3_5.725-5.85_802.11ax HE20_CH149_Partial RU 26/0_5745MHz																																																																																																													
ANT	5+6																																																																																																													
Pol.	Vertical	Fundamental																																																																																																												
Peak	<p>Site : 03CH01-SZ Condition: PEAK_BE(B4)_16-24 3m HF_ANT(3117)_22 VERTICAL Mode : 45 Setting : MCS0 Power setting 8 Plane : Y with Accessories 26/0 : 35213498004/35213498004</p> <table border="1"> <thead> <tr> <th>Peak</th> <th>Freq</th> <th>Level</th> <th>Line</th> <th>Margin (dB)</th> <th>Read</th> <th>Ant</th> <th>Cable</th> <th>Preamp</th> <th>Apos</th> <th>Tpos</th> <th>Remark</th> </tr> <tr> <th></th> <th>MHz</th> <th>dBuV/m</th> <th>dBuV/m</th> <th>dB</th> <th>dBuV</th> <th>dB/m</th> <th>dB</th> <th>dB</th> <th>cm</th> <th>deg</th> <th></th> </tr> </thead> <tbody> <tr> <td>1</td> <td>5644.08</td> <td>54.53</td> <td>68.30</td> <td>-13.77</td> <td>40.16</td> <td>35.00</td> <td>11.69</td> <td>32.32</td> <td>392</td> <td>0</td> <td>PEAK</td> </tr> <tr> <td>2</td> <td>5650.17</td> <td>52.88</td> <td>68.43</td> <td>-15.55</td> <td>38.51</td> <td>35.01</td> <td>11.69</td> <td>32.33</td> <td>392</td> <td>0</td> <td>PEAK</td> </tr> <tr> <td>3</td> <td>5702.23</td> <td>54.08</td> <td>105.82</td> <td>-51.74</td> <td>39.71</td> <td>35.08</td> <td>11.66</td> <td>32.37</td> <td>392</td> <td>0</td> <td>PEAK</td> </tr> <tr> <td>4</td> <td>5720.35</td> <td>56.46</td> <td>111.60</td> <td>-55.14</td> <td>42.07</td> <td>35.11</td> <td>11.66</td> <td>32.38</td> <td>392</td> <td>0</td> <td>PEAK</td> </tr> </tbody> </table>	Peak	Freq	Level	Line	Margin (dB)	Read	Ant	Cable	Preamp	Apos	Tpos	Remark		MHz	dBuV/m	dBuV/m	dB	dBuV	dB/m	dB	dB	cm	deg		1	5644.08	54.53	68.30	-13.77	40.16	35.00	11.69	32.32	392	0	PEAK	2	5650.17	52.88	68.43	-15.55	38.51	35.01	11.69	32.33	392	0	PEAK	3	5702.23	54.08	105.82	-51.74	39.71	35.08	11.66	32.37	392	0	PEAK	4	5720.35	56.46	111.60	-55.14	42.07	35.11	11.66	32.38	392	0	PEAK	<p>Site : 03CH01-SZ Condition: PART 15.407 3m HF_ANT(3117)_22 VERTICAL Mode : 45 Setting : MCS0 Power setting 8 Plane : Y with Accessories 26/0 : 35213498004/35213498004</p> <table border="1"> <thead> <tr> <th>Peak</th> <th>Freq</th> <th>Level</th> <th>Line</th> <th>Margin (dB)</th> <th>Read</th> <th>Ant</th> <th>Cable</th> <th>Preamp</th> <th>Apos</th> <th>Tpos</th> <th>Remark</th> </tr> <tr> <th></th> <th>MHz</th> <th>dBuV/m</th> <th>dBuV/m</th> <th>dB</th> <th>dBuV</th> <th>dB/m</th> <th>dB</th> <th>dB</th> <th>cm</th> <th>deg</th> <th></th> </tr> </thead> <tbody> <tr> <td>1</td> <td>5745.00</td> <td>104.86</td> <td>90.47</td> <td>14.39</td> <td>35.13</td> <td>11.65</td> <td>32.39</td> <td>392</td> <td>0</td> <td>0</td> <td>PEAK</td> </tr> </tbody> </table>	Peak	Freq	Level	Line	Margin (dB)	Read	Ant	Cable	Preamp	Apos	Tpos	Remark		MHz	dBuV/m	dBuV/m	dB	dBuV	dB/m	dB	dB	cm	deg		1	5745.00	104.86	90.47	14.39	35.13	11.65	32.39	392	0	0	PEAK
Peak	Freq	Level	Line	Margin (dB)	Read	Ant	Cable	Preamp	Apos	Tpos	Remark																																																																																																			
	MHz	dBuV/m	dBuV/m	dB	dBuV	dB/m	dB	dB	cm	deg																																																																																																				
1	5644.08	54.53	68.30	-13.77	40.16	35.00	11.69	32.32	392	0	PEAK																																																																																																			
2	5650.17	52.88	68.43	-15.55	38.51	35.01	11.69	32.33	392	0	PEAK																																																																																																			
3	5702.23	54.08	105.82	-51.74	39.71	35.08	11.66	32.37	392	0	PEAK																																																																																																			
4	5720.35	56.46	111.60	-55.14	42.07	35.11	11.66	32.38	392	0	PEAK																																																																																																			
Peak	Freq	Level	Line	Margin (dB)	Read	Ant	Cable	Preamp	Apos	Tpos	Remark																																																																																																			
	MHz	dBuV/m	dBuV/m	dB	dBuV	dB/m	dB	dB	cm	deg																																																																																																				
1	5745.00	104.86	90.47	14.39	35.13	11.65	32.39	392	0	0	PEAK																																																																																																			
Avg	Blank	<p>Site : 03CH01-SZ Condition: PART 15.407 AVG 3m HF_ANT(3117)_22 VERTICAL Mode : 45 Setting : MCS0 Power setting 8 Plane : Y with Accessories 26/0 : 35213498004/35213498004</p> <table border="1"> <thead> <tr> <th>Peak</th> <th>Freq</th> <th>Level</th> <th>Line</th> <th>Margin (dB)</th> <th>Read</th> <th>Ant</th> <th>Cable</th> <th>Preamp</th> <th>Apos</th> <th>Tpos</th> <th>Remark</th> </tr> <tr> <th></th> <th>MHz</th> <th>dBuV/m</th> <th>dBuV/m</th> <th>dB</th> <th>dBuV</th> <th>dB/m</th> <th>dB</th> <th>dB</th> <th>cm</th> <th>deg</th> <th></th> </tr> </thead> <tbody> <tr> <td>1</td> <td>5745.00</td> <td>97.45</td> <td>83.06</td> <td>14.39</td> <td>35.13</td> <td>11.65</td> <td>32.39</td> <td>392</td> <td>0</td> <td>0</td> <td>AVERAGE</td> </tr> </tbody> </table>	Peak	Freq	Level	Line	Margin (dB)	Read	Ant	Cable	Preamp	Apos	Tpos	Remark		MHz	dBuV/m	dBuV/m	dB	dBuV	dB/m	dB	dB	cm	deg		1	5745.00	97.45	83.06	14.39	35.13	11.65	32.39	392	0	0	AVERAGE																																																																								
Peak	Freq	Level	Line	Margin (dB)	Read	Ant	Cable	Preamp	Apos	Tpos	Remark																																																																																																			
	MHz	dBuV/m	dBuV/m	dB	dBuV	dB/m	dB	dB	cm	deg																																																																																																				
1	5745.00	97.45	83.06	14.39	35.13	11.65	32.39	392	0	0	AVERAGE																																																																																																			



Mode	46																																																																																																				
Mode	Band Edge																																																																																																				
Mode	U-NII-3_5.725-5.85_802.11ax HE20_CH165_Partial RU 26/8_5825MHz																																																																																																				
ANT	5+6																																																																																																				
Pol.	Horizontal	Fundamental																																																																																																			
Peak	<p>Site : 03CH01-SZ Condition: PEAK_BE(B4)_16-24 3m HF_ANT(3117)_22 HORIZONTAL Mode : 46 Setting : MCS0 Power setting 8.5 Plane : Y with Accessories 26/8 : 352134980043864/35213498004</p> <table border="1"> <thead> <tr> <th>Freq</th> <th>Level</th> <th>Limit</th> <th>Margin</th> <th>Read</th> <th>Ant</th> <th>Cable</th> <th>Preamp</th> <th>Apos</th> <th>TPos</th> <th>Remark</th> </tr> <tr> <th>MHz</th> <th>dBuV/m</th> <th>dBuV/m</th> <th>(dB)</th> <th>dBuV</th> <th>dB/m</th> <th>dB</th> <th>dB</th> <th>cm</th> <th>deg</th> <th></th> </tr> </thead> <tbody> <tr> <td>1</td> <td>5854.88</td> <td>52.78</td> <td>111.08</td> <td>-58.30</td> <td>38.45</td> <td>35.30</td> <td>11.52</td> <td>32.49</td> <td>400</td> <td>92 PEAK</td> </tr> <tr> <td>2</td> <td>5874.00</td> <td>53.36</td> <td>105.48</td> <td>-52.12</td> <td>39.05</td> <td>35.32</td> <td>11.49</td> <td>32.50</td> <td>400</td> <td>92 PEAK</td> </tr> <tr> <td>3</td> <td>5924.63</td> <td>53.54</td> <td>68.48</td> <td>-14.94</td> <td>39.29</td> <td>35.39</td> <td>11.40</td> <td>32.54</td> <td>400</td> <td>92 PEAK</td> </tr> <tr> <td>4</td> <td>5930.25</td> <td>54.30</td> <td>68.30</td> <td>-14.00</td> <td>40.06</td> <td>35.40</td> <td>11.39</td> <td>32.55</td> <td>400</td> <td>92 PEAK</td> </tr> </tbody> </table>	Freq	Level	Limit	Margin	Read	Ant	Cable	Preamp	Apos	TPos	Remark	MHz	dBuV/m	dBuV/m	(dB)	dBuV	dB/m	dB	dB	cm	deg		1	5854.88	52.78	111.08	-58.30	38.45	35.30	11.52	32.49	400	92 PEAK	2	5874.00	53.36	105.48	-52.12	39.05	35.32	11.49	32.50	400	92 PEAK	3	5924.63	53.54	68.48	-14.94	39.29	35.39	11.40	32.54	400	92 PEAK	4	5930.25	54.30	68.30	-14.00	40.06	35.40	11.39	32.55	400	92 PEAK	<p>Site : 03CH01-SZ Condition: PART 15.407 3m HF_ANT(3117)_22 HORIZONTAL : RBW:1000.000kHz VBW:3000.000kHz Mode : 46 Setting : MCS0 Power setting 8.5 Plane : Y with Accessories 26/8 : 352134980043864/35213498004</p> <table border="1"> <thead> <tr> <th>Freq</th> <th>Level</th> <th>Limit</th> <th>Margin</th> <th>Read</th> <th>Ant</th> <th>Cable</th> <th>Preamp</th> <th>Apos</th> <th>TPos</th> <th>Remark</th> </tr> <tr> <th>MHz</th> <th>dBuV/m</th> <th>dBuV/m</th> <th>(dB)</th> <th>dBuV</th> <th>dB/m</th> <th>dB</th> <th>dB</th> <th>cm</th> <th>deg</th> <th></th> </tr> </thead> <tbody> <tr> <td>1</td> <td>5825.00</td> <td>89.33</td> <td>-----</td> <td>74.98</td> <td>35.27</td> <td>11.55</td> <td>32.47</td> <td>400</td> <td>92</td> <td>PEAK</td> </tr> </tbody> </table>	Freq	Level	Limit	Margin	Read	Ant	Cable	Preamp	Apos	TPos	Remark	MHz	dBuV/m	dBuV/m	(dB)	dBuV	dB/m	dB	dB	cm	deg		1	5825.00	89.33	-----	74.98	35.27	11.55	32.47	400	92	PEAK
Freq	Level	Limit	Margin	Read	Ant	Cable	Preamp	Apos	TPos	Remark																																																																																											
MHz	dBuV/m	dBuV/m	(dB)	dBuV	dB/m	dB	dB	cm	deg																																																																																												
1	5854.88	52.78	111.08	-58.30	38.45	35.30	11.52	32.49	400	92 PEAK																																																																																											
2	5874.00	53.36	105.48	-52.12	39.05	35.32	11.49	32.50	400	92 PEAK																																																																																											
3	5924.63	53.54	68.48	-14.94	39.29	35.39	11.40	32.54	400	92 PEAK																																																																																											
4	5930.25	54.30	68.30	-14.00	40.06	35.40	11.39	32.55	400	92 PEAK																																																																																											
Freq	Level	Limit	Margin	Read	Ant	Cable	Preamp	Apos	TPos	Remark																																																																																											
MHz	dBuV/m	dBuV/m	(dB)	dBuV	dB/m	dB	dB	cm	deg																																																																																												
1	5825.00	89.33	-----	74.98	35.27	11.55	32.47	400	92	PEAK																																																																																											
Avg	Blank	<p>Site : 03CH01-SZ Condition: PART 15.407 AVG 3m HF_ANT(3117)_22 HORIZONTAL : RBW:1000.000kHz VBW:0.010kHz Mode : 46 Setting : MCS0 Power setting 8.5 Plane : Y with Accessories 26/8 : 352134980043864/35213498004</p> <table border="1"> <thead> <tr> <th>Freq</th> <th>Level</th> <th>Limit</th> <th>Margin</th> <th>Read</th> <th>Ant</th> <th>Cable</th> <th>Preamp</th> <th>Apos</th> <th>TPos</th> <th>Remark</th> </tr> <tr> <th>MHz</th> <th>dBuV/m</th> <th>dBuV/m</th> <th>(dB)</th> <th>dBuV</th> <th>dB/m</th> <th>dB</th> <th>dB</th> <th>cm</th> <th>deg</th> <th></th> </tr> </thead> <tbody> <tr> <td>1</td> <td>5825.00</td> <td>82.39</td> <td>-----</td> <td>68.04</td> <td>35.27</td> <td>11.55</td> <td>32.47</td> <td>400</td> <td>92</td> <td>AVERAGE</td> </tr> </tbody> </table>	Freq	Level	Limit	Margin	Read	Ant	Cable	Preamp	Apos	TPos	Remark	MHz	dBuV/m	dBuV/m	(dB)	dBuV	dB/m	dB	dB	cm	deg		1	5825.00	82.39	-----	68.04	35.27	11.55	32.47	400	92	AVERAGE																																																																		
Freq	Level	Limit	Margin	Read	Ant	Cable	Preamp	Apos	TPos	Remark																																																																																											
MHz	dBuV/m	dBuV/m	(dB)	dBuV	dB/m	dB	dB	cm	deg																																																																																												
1	5825.00	82.39	-----	68.04	35.27	11.55	32.47	400	92	AVERAGE																																																																																											



		46																																																																																																																	
Mode	Band Edge																																																																																																																		
	U-NII-3_5.725-5.85_802.11ax HE20_CH165_Partial RU 26/8_5825MHz																																																																																																																		
ANT	5+6																																																																																																																		
Pol.	Vertical	Fundamental																																																																																																																	
Peak	<p>Date: 2023-03-30</p> <p>Site : 03CH01-SZ Condition: PEAK_BE(B4)_16-24 3m HF_ANT(3117)_22 VERTICAL Mode : 46 Setting : MCS0 Power setting 8.5 Plane : Y with Accessories 26/8 : 352134980043864/35213498004</p> <table border="1"> <thead> <tr> <th>Limit</th> <th>Margin</th> <th>Read</th> <th>Ant</th> <th>Cable</th> <th>Preamp</th> <th>APos</th> <th>TPos</th> <th>Remark</th> </tr> <tr> <th>Freq</th> <th>Level</th> <th>Line</th> <th>(dB)</th> <th>Level</th> <th>Factor</th> <th>Loss</th> <th>Factor</th> <th></th> </tr> <tr> <th>MHz</th> <th>dBuV/m</th> <th>dBuV/m</th> <th>dBuV</th> <th>dB/m</th> <th>dB</th> <th>dB</th> <th>cm</th> <th>deg</th> </tr> </thead> <tbody> <tr> <td>1</td> <td>5855.00</td> <td>52.80</td> <td>110.80</td> <td>-58.00</td> <td>38.47</td> <td>35.30</td> <td>11.52</td> <td>32.49</td> <td>400</td> <td>88</td> <td>PEAK</td> </tr> <tr> <td>2</td> <td>5874.75</td> <td>53.21</td> <td>105.27</td> <td>-52.06</td> <td>38.90</td> <td>35.32</td> <td>11.49</td> <td>32.50</td> <td>400</td> <td>88</td> <td>PEAK</td> </tr> <tr> <td>3</td> <td>5923.63</td> <td>54.34</td> <td>69.21</td> <td>-14.87</td> <td>40.08</td> <td>35.39</td> <td>11.41</td> <td>32.54</td> <td>400</td> <td>88</td> <td>PEAK</td> </tr> <tr> <td>4</td> <td>5936.38</td> <td>54.34</td> <td>68.30</td> <td>-13.96</td> <td>40.10</td> <td>35.41</td> <td>11.38</td> <td>32.55</td> <td>400</td> <td>88</td> <td>PEAK</td> </tr> </tbody> </table>	Limit	Margin	Read	Ant	Cable	Preamp	APos	TPos	Remark	Freq	Level	Line	(dB)	Level	Factor	Loss	Factor		MHz	dBuV/m	dBuV/m	dBuV	dB/m	dB	dB	cm	deg	1	5855.00	52.80	110.80	-58.00	38.47	35.30	11.52	32.49	400	88	PEAK	2	5874.75	53.21	105.27	-52.06	38.90	35.32	11.49	32.50	400	88	PEAK	3	5923.63	54.34	69.21	-14.87	40.08	35.39	11.41	32.54	400	88	PEAK	4	5936.38	54.34	68.30	-13.96	40.10	35.41	11.38	32.55	400	88	PEAK	<p>Date: 2023-03-30</p> <p>Site : 03CH01-SZ Condition: PART 15.407 3m HF_ANT(3117)_22 VERTICAL Mode : 46 Setting : MCS0 Power setting 8.5 Plane : Y with Accessories 26/8 : 352134980043864/35213498004</p> <table border="1"> <thead> <tr> <th>Limit</th> <th>Margin</th> <th>Read</th> <th>Ant</th> <th>Cable</th> <th>Preamp</th> <th>APos</th> <th>TPos</th> <th>Remark</th> </tr> <tr> <th>Freq</th> <th>Level</th> <th>Line</th> <th>(dB)</th> <th>Level</th> <th>Factor</th> <th>Loss</th> <th>Factor</th> <th></th> </tr> <tr> <th>MHz</th> <th>dBuV/m</th> <th>dBuV/m</th> <th>dBuV</th> <th>dB/m</th> <th>dB</th> <th>dB</th> <th>cm</th> <th>deg</th> </tr> </thead> <tbody> <tr> <td>1</td> <td>5825.00</td> <td>105.14</td> <td>-----</td> <td>90.79</td> <td>35.26</td> <td>11.56</td> <td>32.47</td> <td>400</td> <td>88</td> <td>PEAK</td> </tr> </tbody> </table>	Limit	Margin	Read	Ant	Cable	Preamp	APos	TPos	Remark	Freq	Level	Line	(dB)	Level	Factor	Loss	Factor		MHz	dBuV/m	dBuV/m	dBuV	dB/m	dB	dB	cm	deg	1	5825.00	105.14	-----	90.79	35.26	11.56	32.47	400	88	PEAK
	Limit	Margin	Read	Ant	Cable	Preamp	APos	TPos	Remark																																																																																																										
Freq	Level	Line	(dB)	Level	Factor	Loss	Factor																																																																																																												
MHz	dBuV/m	dBuV/m	dBuV	dB/m	dB	dB	cm	deg																																																																																																											
1	5855.00	52.80	110.80	-58.00	38.47	35.30	11.52	32.49	400	88	PEAK																																																																																																								
2	5874.75	53.21	105.27	-52.06	38.90	35.32	11.49	32.50	400	88	PEAK																																																																																																								
3	5923.63	54.34	69.21	-14.87	40.08	35.39	11.41	32.54	400	88	PEAK																																																																																																								
4	5936.38	54.34	68.30	-13.96	40.10	35.41	11.38	32.55	400	88	PEAK																																																																																																								
Limit	Margin	Read	Ant	Cable	Preamp	APos	TPos	Remark																																																																																																											
Freq	Level	Line	(dB)	Level	Factor	Loss	Factor																																																																																																												
MHz	dBuV/m	dBuV/m	dBuV	dB/m	dB	dB	cm	deg																																																																																																											
1	5825.00	105.14	-----	90.79	35.26	11.56	32.47	400	88	PEAK																																																																																																									
Avg	Blank	<p>Date: 2023-03-30</p> <p>Site : 03CH01-SZ Condition: PART 15.407 AVG 3m HF_ANT(3117)_22 VERTICAL Mode : 46 Setting : MCS0 Power setting 8.5 Plane : Y with Accessories 26/8 : 352134980043864/35213498004</p> <table border="1"> <thead> <tr> <th>Limit</th> <th>Margin</th> <th>Read</th> <th>Ant</th> <th>Cable</th> <th>Preamp</th> <th>APos</th> <th>TPos</th> <th>Remark</th> </tr> <tr> <th>Freq</th> <th>Level</th> <th>Line</th> <th>(dB)</th> <th>Level</th> <th>Factor</th> <th>Loss</th> <th>Factor</th> <th></th> </tr> <tr> <th>MHz</th> <th>dBuV/m</th> <th>dBuV/m</th> <th>dBuV</th> <th>dB/m</th> <th>dB</th> <th>dB</th> <th>cm</th> <th>deg</th> </tr> </thead> <tbody> <tr> <td>1</td> <td>5825.00</td> <td>97.23</td> <td>-----</td> <td>82.88</td> <td>35.27</td> <td>11.55</td> <td>32.47</td> <td>400</td> <td>88</td> <td>AVERAGE</td> </tr> </tbody> </table>	Limit	Margin	Read	Ant	Cable	Preamp	APos	TPos	Remark	Freq	Level	Line	(dB)	Level	Factor	Loss	Factor		MHz	dBuV/m	dBuV/m	dBuV	dB/m	dB	dB	cm	deg	1	5825.00	97.23	-----	82.88	35.27	11.55	32.47	400	88	AVERAGE																																																																											
Limit	Margin	Read	Ant	Cable	Preamp	APos	TPos	Remark																																																																																																											
Freq	Level	Line	(dB)	Level	Factor	Loss	Factor																																																																																																												
MHz	dBuV/m	dBuV/m	dBuV	dB/m	dB	dB	cm	deg																																																																																																											
1	5825.00	97.23	-----	82.88	35.27	11.55	32.47	400	88	AVERAGE																																																																																																									



Mode	51
	LF
	802.11a _CH140_Full_5700MHz

ANT	5+6
-----	-----

Pol.	Horizontal	Vertical
------	------------	----------

Peak	<p>Site : 03CH01-SZ Condition : FCC CLASS-B 3m VULB9168-01003 HORIZONTAL Mode : 51 IMEI : 352134980043864/352134980043872 Plane : Y with Accessories : 6M Power setting 16</p>	<p>Site : 03CH01-SZ Condition : FCC CLASS-B 3m VULB9168-01003 VERTICAL Mode : 51 IMEI : 352134980043864/352134980043872 Plane : Y with Accessories : 6M Power setting 16</p>
------	---	---



Mode	52	
	LF	
	802.11ax_CH155_Full_5775MHz	
ANT	5+6	
Pol.	Horizontal	Vertical
Peak	<p>Data: 1 Level (dBuV/m) Date: 2023-03-31</p> <p>Site : 03CH01-SZ Condition : FCC CLASS-B 3m VULB9168-01003 HORIZONTAL Mode : 52 IMEI : 352134980043864/352134980043872 Plane : Y with Accessories MCS0 Power setting 15.5</p>	<p>Data: 2 Level (dBuV/m) Date: 2023-03-31</p> <p>Site : 03CH01-SZ Condition : FCC CLASS-B 3m VULB9168-01003 VERTICAL Mode : 52 IMEI : 352134980043864/352134980043872 Plane : Y with Accessories MCS0 Power setting 15.5</p>



<Simultaneous transmission>

802.11a CH140 5700MHz & 11ax HE20_CH01 2412MHz & Part96 B48 (Band Edge @ 3m)

WIFI 802.11a (Band Edge @ 3m)

WIFI	FCC U-NII-2C 5470~5725MHz Band Edge @ 3m	
ANT	802.11a CH140 5700MHz & 11ax HE20_CH01 2412MHz & Part96 B48 Co-location	
5+6	Horizontal	Fundamental
Peak	<p>Site : 03CH01-SZ Condition : PART 15.407 3m HF_ANT[3117]_22 HORIZONTAL Mode : RBW:1000.0000kHz VBW:3000.0000kHz Mode : 53 TIME1 : 352134980043864/352134980043872 Plane : Y with Accessories 5G WIFI : 6M Power setting 16 2.4G WIFI : MCS0 Power setting 15.5</p>	<p>Site : 03CH01-SZ Condition : PART 15.407 3m HF_ANT[3117]_22 HORIZONTAL Mode : RBW:1000.0000kHz VBW:3000.0000kHz Mode : 53 TIME1 : 352134980043864/352134980043872 Plane : Y with Accessories 5G WIFI : 6M Power setting 16 2.4G WIFI : MCS0 Power setting 15.5</p>

Note: the highest signals over limit are 5G WLAN+2.4G WLAN+LTE B48 co-location fundamental signals.



WIFI	FCC U-NII-2C 5470~5725MHz Band Edge @ 3m	
ANT	802.11a CH140 5700MHz & 11ax HE20_CH01 2412MHz & Part96 B48 Co-location	
5+6	Vertical	Fundamental
Peak	<p>Date: 12 Date: 2023-04-11</p> <p>Site : 03CH01-SZ Condition : PART 15.407 3m HF_ANT(3117)_22 VERTICAL Mode : 5S IMEI : 352134980043864/352134980043872 Plane : Y with Accessories 5G WIFI : 6M Power setting 16 2.4G WIFI : MCS0 Power setting 15.5</p>	<p>Date: 11 Date: 2023-04-11</p> <p>Site : 03CH01-SZ Condition : PART 15.407 3m HF_ANT(3117)_22 VERTICAL Mode : 5S IMEI : 352134980043864/352134980043872 Plane : Y with Accessories 5G WIFI : 6M Power setting 16 2.4G WIFI : MCS0 Power setting 15.5</p>

Note: the highest signals over limit are 5G WLAN+2.4G WLAN+LTE B48 co-location fundamental signals.



WIFI 802.11ax HE20 Full (Band Edge @ 3m)

WIFI	2.4GHz 2400~2483.5MHz Band Edge @ 3m	
ANT	802.11a CH140 5700MHz & 11ax HE20_CH01 2412MHz & Part96 B48 Co-location	
5+6	Horizontal	Fundamental
Peak	<p>Date: 1 Date: 2023-04-11</p> <p>Site : 03CH01-SZ Condition : PEAK_BE_74 3m HF_ANT(3117)_22 HORIZONTAL : RBW:1000.000KHz VBW:3000.000KHz Mode : 53 IMEI : 352134980043864/352134980043872 Plane : X with Accessories 5G WIFI : 6M Power setting 16 2.4G WIFI : MCS0 Power setting 15.5</p>	<p>Date: 3 Date: 2023-04-11</p> <p>Site : 03CH01-SZ Condition : PEAK_74 3m HF_ANT(3117)_22 HORIZONTAL : RBW:1000.000KHz VBW:3000.000KHz Mode : 53 IMEI : 352134980043864/352134980043872 Plane : X with Accessories 5G WIFI : 6M Power setting 16 2.4G WIFI : MCS0 Power setting 15.5</p>
Avg.	<p>Date: 2 Date: 2023-04-11</p> <p>Site : 03CH01-SZ Condition : AVG_BE_54 3m HF_ANT(3117)_22 HORIZONTAL : RBW:1000.000KHz VBW:0.010KHz Mode : 53 IMEI : 352134980043864/352134980043872 Plane : X with Accessories 5G WIFI : 6M Power setting 16 2.4G WIFI : MCS0 Power setting 15.5</p>	<p>Date: 4 Date: 2023-04-11</p> <p>Site : 03CH01-SZ Condition : AVG_54 3m HF_ANT(3117)_22 HORIZONTAL : RBW:1000.000KHz VBW:0.010KHz Mode : 53 IMEI : 352134980043864/352134980043872 Plane : X with Accessories 5G WIFI : 6M Power setting 16 2.4G WIFI : MCS0 Power setting 15.5</p>



WIFI	2.4GHz 2400~2483.5MHz Band Edge @ 3m	
ANT	802.11a CH140 5700MHz & 11ax HE20_CH01 2412MHz & Part96 B48 Co-location	
5+6	Vertical	Fundamental
Peak	<p>Date: 5 Date: 2023-04-11</p> <p>Site : 03CH01-SZ Condition : PEAK_BE_74 3m HF_ANT(3117)_22 VERTICAL Mode : 53 IMEI : 352134980043864/352134980043872 Plane : X with Accessories 5G WIFI : 6M Power setting 16 2.4G WIFI : MCS0 Power setting 15.5</p>	<p>Date: 7 Date: 2023-04-11</p> <p>Site : 03CH01-SZ Condition : PEAK_74 3m HF_ANT(3117)_22 VERTICAL Mode : 53 IMEI : 352134980043864/352134980043872 Plane : X with Accessories 5G WIFI : 6M Power setting 16 2.4G WIFI : MCS0 Power setting 15.5</p>
Avg.	<p>Date: 6 Date: 2023-04-11</p> <p>Site : 03CH01-SZ Condition : AV6_BE_54 3m HF_ANT(3117)_22 VERTICAL Mode : 53 IMEI : 352134980043864/352134980043872 Plane : X with Accessories 5G WIFI : 6M Power setting 16 2.4G WIFI : MCS0 Power setting 15.5</p>	<p>Date: 8 Date: 2023-04-11</p> <p>Site : 03CH01-SZ Condition : AV6_54 3m HF_ANT(3117)_22 VERTICAL Mode : 53 IMEI : 352134980043864/352134980043872 Plane : X with Accessories 5G WIFI : 6M Power setting 16 2.4G WIFI : MCS0 Power setting 15.5</p>



802.11a CH140 5700MHz & BLE_CH00 2402MHz & Part96 B48 (Band Edge @ 3m)

WIFI 802.11a (Band Edge @ 3m)

WIFI	FCC U-NII-2C 5470~5725MHz Band Edge @ 3m	
ANT	802.11a CH140 5700MHz & BLE_CH00 2402MHz & Part96 B48 Co-location	
5+6	Horizontal	Fundamental
Peak	<p>Site : 03CH01-SZ Condition : PART 15.407 3m HF_ANT(3117)_22 HORIZONTAL Mode : RBW:1000.000KHz VBW:3000.000KHz :54 IMEI : 352134980043864/352134980043872 Plane : Y with Accessories 5G WIFI : 6M Power setting 16 BLE : 2M</p>	<p>Site : 03CH01-SZ Condition : PART 15.407 3m HF_ANT(3117)_22 HORIZONTAL Mode : RBW:1000.000KHz VBW:3000.000KHz :54 IMEI : 352134980043864/352134980043872 Plane : Y with Accessories 5G WIFI : 6M Power setting 16 BLE : 2M</p>

Note: the highest signals over limit are 5G WLAN+2.4G BLE+LTE B48 co-location fundamental signals.



WIFI	FCC U-NII-2C 5470~5725MHz Band Edge @ 3m	
ANT	802.11a CH140 5700MHz & BLE_CH00 2402MHz & Part96 B48 Co-location	
5+6	Vertical	Fundamental
Peak	<p>Date: 12 Date: 2023-03-30</p> <p>Site : 03CH01-SZ Condition : PART 15.407 3m HF_ANT(3117)_22 VERTICAL RBW:1000.000KHz VBW:3000.000KHz Mode : S4 IMEI : 352134980043864/352134980043872 Plane : Y with Accessories 5G WIFI : GSM Power setting 16 BLE : ZM</p>	<p>Date: 11 Date: 2023-03-30</p> <p>Site : 03CH01-SZ Condition : PART 15.407 3m HF_ANT(3117)_22 VERTICAL RBW:1000.000KHz VBW:3000.000KHz Mode : S4 IMEI : 352134980043864/352134980043872 Plane : Y with Accessories 5G WIFI : GSM Power setting 16 BLE : ZM</p>

Note: the highest signals over limit are 5G WLAN+2.4G BLE+LTE B48 co-location fundamental signals.