



FCC RF Test Report

APPLICANT : NOTHING TECHNOLOGY LIMITED
EQUIPMENT : Smart Phone
BRAND NAME : NOTHING
MODEL NAME : A065
FCC ID : 2AZEQ-A065
STANDARD : FCC Part 15 Subpart E §15.407
CLASSIFICATION : (NII) Unlicensed National Information Infrastructure
TEST DATE(S) : Mar. 20, 2023 ~ Apr. 11, 2023

We, Sporton International Inc. (ShenZhen), would like to declare that the tested sample has been evaluated in accordance with the test procedures and has been in compliance with the applicable technical standards.

The test results in this report apply exclusively to the tested model / sample. Without written approval of Sporton International Inc. (ShenZhen), the test report shall not be reproduced except in full.

Jason Jia

Approved by: Jason Jia



Sporton International Inc. (ShenZhen)

1/F, 2/F, Bldg 5, Shiling Industrial Zone, Xinwei Village, Xili, Nanshan, Shenzhen, 518055

People's Republic of China



TABLE OF CONTENTS

REVISION HISTORY	3
SUMMARY OF TEST RESULT	4
1 GENERAL DESCRIPTION	5
1.1 Applicant	5
1.2 Manufacturer	5
1.3 Product Feature of Equipment Under Test	5
1.4 Product Specification of Equipment Under Test	6
1.5 Modification of EUT	8
1.6 Testing Location	8
1.7 Test Software	8
1.8 Applicable Standards	9
2 TEST CONFIGURATION OF EQUIPMENT UNDER TEST	10
2.1 Carrier Frequency and Channel	10
2.2 Test Mode	12
2.3 Connection Diagram of Test System	13
2.4 Support Unit used in test configuration and system	14
2.5 EUT Operation Test Setup	14
2.6 Measurement Results Explanation Example	14
3 TEST RESULT	15
3.1 6dB and 26dB and 99% Occupied Bandwidth Measurement	15
3.2 Maximum Conducted Output Power Measurement	21
3.3 Power Spectral Density Measurement	23
3.4 Unwanted Emissions Measurement	28
3.5 AC Conducted Emission Measurement	33
3.6 Antenna Requirements	35
4 LIST OF MEASURING EQUIPMENT	36
5 UNCERTAINTY OF EVALUATION	37
APPENDIX A. CONDUCTED TEST RESULTS	
APPENDIX B. AC CONDUCTED EMISSION TEST RESULT	
APPENDIX C. RADIATED SPURIOUS EMISSION	
APPENDIX D. DUTY CYCLE PLOTS	
APPENDIX E. SETUP PHOTOGRAPHS	



REVISION HISTORY

REPORT NO.	VERSION	DESCRIPTION	ISSUED DATE
FR330214F	Rev. 01	Initial issue of report	May 11, 2023

SUMMARY OF TEST RESULT

Report Section	FCC Rule	Description	Limit for U-NII-1/2A/2C	Limit for U-NII-3	Result	Remark
3.1	2.1049 & 15.403(i)	6dB, 26dB & 99% Bandwidth	-	6dB Bandwidth > 500kHz	Pass	-
3.2	15.407(a)	Maximum Conducted Output Power	≤ 24 dBm	≤ 30 dBm	Pass	-
3.3	15.407(a)	Power Spectral Density	≤ 11 dBm/MHz	≤ 30 dBm/500kHz	Pass	-
3.4	15.407(b)	Unwanted Emissions	15.407(b) & 15.209(a)	15.407(b)(4)(i) & 15.209(a)	Pass	Under limit 3.07 dB at 5725.87 MHz
3.5	15.207	AC Conducted Emission	15.207(a)	15.207(a)	Pass	Under limit 7.00 dB at 0.20 MHz
3.6	15.203 & 15.407(a)	Antenna Requirement	15.203 & 15.407(a)	15.203 & 15.407(a)	Pass	-

Declaration of Conformity:

The test results with all measurement uncertainty excluded are presented in accordance with the regulation limits or requirements declared by manufacturers.

Comments and Explanations:

The declared of product specification for EUT presented in the report are provided by the manufacturer, and the manufacturer takes all the responsibilities for the accuracy of product specification.



1 General Description

1.1 Applicant

NOTHING TECHNOLOGY LIMITED

80 Cheapside, London, England EC2V 6EE

1.2 Manufacturer

NOTHING TECHNOLOGY LIMITED

80 Cheapside, London, England EC2V 6EE

1.3 Product Feature of Equipment Under Test

Product Feature	
Equipment	Smart Phone
Brand Name	NOTHING
Model Name	A065
FCC ID	2AZEQ-A065
IMEI Code	Conducted: 352134980026158 Conduction: 352134980046461/352134980046479 Radiation: 352134980043864/352134980043872
HW Version	22111
SW Version	Nothing OS 2.0.0
EUT Stage	Identical Prototype

Remark: The above EUT's information was declared by manufacturer. Please refer to the specifications or user's manual for more detailed description.



1.4 Product Specification of Equipment Under Test

Standards-related Product Specification	
Tx/Rx Frequency Range	5180 MHz ~ 5240 MHz 5260 MHz ~ 5320 MHz 5500 MHz ~ 5720 MHz 5745 MHz ~ 5825 MHz
Maximum Output Power to Antenna	MIMO <Ant. 5 + 6> <5180 MHz ~ 5240 MHz> 802.11a : 19.81 dBm / 0.0957 W 802.11n HT20 : 19.78 dBm / 0.0951 W 802.11n HT40 : 19.41 dBm / 0.0873 W 802.11ac VHT20: 19.75 dBm / 0.0944 W 802.11ac VHT40: 19.36 dBm / 0.0863 W 802.11ac VHT80: 18.17 dBm / 0.0656 W 802.11ac VHT160:16.95 dBm / 0.0495 W 802.11ax HE20: 19.87 dBm / 0.0971 W 802.11ax HE40: 19.47 dBm / 0.0885 W 802.11ax HE80: 18.24 dBm / 0.0667 W 802.11ax HE160:17.04 dBm / 0.0506 W <5260 MHz ~ 5320 MHz> 802.11a : 19.55 dBm / 0.0902 W 802.11n HT20 : 19.49 dBm / 0.0889 W 802.11n HT40 : 19.82 dBm / 0.0959 W 802.11ac VHT20: 19.46 dBm / 0.0883 W 802.11ac VHT40: 19.77 dBm / 0.0948 W 802.11ac VHT80: 18.41 dBm / 0.0693 W 802.11ax HE20: 19.61 dBm / 0.0914 W 802.11ax HE40: 19.92 dBm / 0.0982 W 802.11ax HE80: 18.50 dBm / 0.0708 W <5500 MHz ~ 5720 MHz > 802.11a : 19.23 dBm / 0.0838 W 802.11n HT20 : 19.63 dBm / 0.0913 W 802.11n HT40 : 19.42 dBm / 0.0875 W 802.11ac VHT20: 19.57 dBm / 0.0906 W 802.11ac VHT40: 19.37 dBm / 0.0865 W 802.11ac VHT80: 18.61 dBm / 0.0726 W 802.11ac VHT160:17.75 dBm / 0.0596 W 802.11ax HE20: 19.73 dBm / 0.0940 W 802.11ax HE40: 19.50 dBm / 0.0891 W 802.11ax HE80: 18.69 dBm / 0.0740 W 802.11ax HE160:17.80 dBm / 0.0603 W <5745 MHz ~ 5825 MHz> 802.11a : 19.55 dBm / 0.0902 W 802.11n HT20 : 19.40 dBm / 0.0871 W 802.11n HT40 : 19.48 dBm / 0.0887 W 802.11ac VHT20: 19.36 dBm / 0.0863 W 802.11ac VHT40: 19.43 dBm / 0.0877 W 802.11ac VHT80: 18.28 dBm / 0.0673 W 802.11ax HE20: 19.45 dBm / 0.0881 W 802.11ax HE40: 19.54 dBm / 0.0899 W 802.11ax HE80: 18.33 dBm / 0.0681 W

99% Occupied Bandwidth	<p><5180 MHz ~ 5240 MHz> 802.11a : 16.33 MHz 802.11ax HE20: 18.88 MHz 802.11ax HE40: 37.96 MHz 802.11ax HE80: 76.84 MHz 802.11ax HE160: 155.60 MHz</p> <p><5260 MHz ~ 5320 MHz> 802.11a : 16.33 MHz 802.11ax HE20: 18.88 MHz 802.11ax HE40: 37.76 MHz 802.11ax HE80: 76.72 MHz</p> <p><5500 MHz ~ 5720 MHz> 802.11a : 16.33 MHz 802.11ax HE20: 18.88 MHz 802.11ax HE40: 37.86 MHz 802.11ax HE80: 76.96 MHz 802.11ax HE160: 155.84 MHz</p> <p><5745 MHz ~ 5825 MHz> 802.11a : 16.38 MHz 802.11ax HE20: 18.93 MHz 802.11ax HE40: 37.76 MHz 802.11ax HE80: 76.84 MHz</p>
Antenna Type / Gain	<p><5180 MHz ~ 5240 MHz> <Ant. 5> : metal frame Antenna with gain -0.28 dBi <Ant. 6> : metal frame Antenna with gain 0.04 dBi</p> <p><5260 MHz ~ 5320 MHz> <Ant. 5> : metal frame Antenna with gain -0.58 dBi <Ant. 6> : metal frame Antenna with gain 0.12 dBi</p> <p><5500 MHz ~ 5720 MHz> <Ant. 5> : metal frame Antenna with gain -0.23 dBi <Ant. 6> : metal frame Antenna with gain -0.32 dBi</p> <p><5745 MHz ~ 5825 MHz> <Ant. 5> : metal frame Antenna with gain -1.31 dBi <Ant. 6> : metal frame Antenna with gain -0.87 dBi</p>
Type of Modulation	802.11a/n : OFDM (BPSK / QPSK / 16QAM / 64QAM) 802.11ac : OFDM (BPSK / QPSK / 16QAM / 64QAM / 256QAM) 802.11ax : OFDM (BPSK / QPSK / 16QAM / 64QAM / 256QAM / 1024QAM)

Note:

1. For 802.11n/11ac/11ax mode, the whole testing have assessed 802.11ax HE20/40/80/160 by referring to the higher output power.
2. The device support MIMO CDD mode.
3. The device does not support 802.11ax channel puncture mode.
4. 802.11ax support full RU tone and partial RU tone, both full RU and partial RU-left (for low CH) and partial RU-right (for high CH) are tested for conducted power/PSD, the full RU PSD > partial RU, therefore the full RU perform full test and Partial RU verified Bandedge and Spurious.



1.5 Modification of EUT

No modifications are made to the EUT during all test items.

1.6 Testing Location

Sporton International Inc. (ShenZhen) is accredited to ISO/IEC 17025:2017 by American Association for Laboratory Accreditation with Certificate Number 5145.01.

Test Firm	Sporton International Inc. (ShenZhen)		
Test Site Location	1/F, 2/F, Bldg 5, Shiling Industrial Zone, Xinwei Village, Xili, Nanshan, Shenzhen, 518055 People's Republic of China TEL: +86-755-86379589 FAX: +86-755-86379595		
Test Site No.	Sporton Site No.	FCC Designation No.	FCC Test Firm Registration No.
	CO01-SZ TH01-SZ	CN1256	421272

Test Firm	Sporton International Inc. (ShenZhen)		
Test Site Location	101, 1st Floor, Block B, Building 1, No. 2, Tengfeng 4th Road, Fenghuang Community, Fuyong Street, Baoan District, Shenzhen City Guangdong Province China 518103 TEL: +86-755-33202398		
Test Site No.	Sporton Site No.	FCC Designation No.	FCC Test Firm Registration No.
	03CH01-SZ	CN1256	421272

1.7 Test Software

Item	Site	Manufacturer	Name	Version
1.	03CH01-SZ	AUDIX	E3	6.2009-8-24
2.	CO01-SZ	AUDIX	E3	6.120613b



1.8 Applicable Standards

According to the specifications of the manufacturer, the EUT must comply with the requirements of the following standards:

- ♦ 47 CFR Part 15 Subpart E
- ♦ FCC KDB 789033 D02 General UNII Test Procedures New Rules v02r01.
- ♦ FCC KDB 662911 D01 Multiple Transmitter Output v02r01.
- ♦ ANSI C63.10-2013

Remark:

1. All test items were verified and recorded according to the standards and without any deviation during the test.
2. This EUT has also been tested and complied with the requirements of FCC Part 15, Subpart B, recorded in a separate test report.

2 Test Configuration of Equipment Under Test

- a. The EUT has been associated with peripherals and configuration operated in a manner tended to maximize its emission characteristics in a typical application. Frequency range investigated: conduction emission (150 kHz to 30 MHz), radiation emission (9 kHz to the 10th harmonic of the highest fundamental frequency or to 40 GHz, whichever is lower). For radiated measurement, pre-scanned in three orthogonal panels, X, Y, Z. The worst cases (Y plane) were recorded in this report.
- b. AC power line Conducted Emission was tested under maximum output power.

2.1 Carrier Frequency and Channel

Frequency Band	Channel	Freq. (MHz)	Channel	Freq. (MHz)
5180-5250 MHz U-NII-1	36	5180	44	5220
	38*	5190	46*	5230
	40	5200	48	5240
	42 [#]	5210	50 ^{\$}	5250

Frequency Band	Channel	Freq. (MHz)	Channel	Freq. (MHz)
5260-5320 MHz U-NII-2A	52	5260	60	5300
	54*	5270	62*	5310
	56	5280	64	5320
	58 [#]	5290	-	-

Frequency Band	Channel	Freq. (MHz)	Channel	Freq. (MHz)
5470-5725 MHz U-NII-2C	100	5500	114 ^{\$}	5570
	102*	5510	116	5580
	104	5520	132	5660
	106 [#]	5530	134*	5670
	108	5540	136	5680
	110*	5550	140	5700
	112	5560	-	-

Frequency Band	Channel	Freq. (MHz)	Channel	Freq. (MHz)
5745-5825 MHz U-NII-3	149	5745	157	5785
	151*	5755	159*	5795
	153	5765	161	5805
	155 [#]	5775	165	5825

Frequency Band	Channel	Freq. (MHz)	Channel	Freq. (MHz)
TDWR Channel	118*	5590	124	5620
	120	5600	126*	5630
	122 [#]	5610	128	5640

Frequency Band	Channel	Freq. (MHz)	Channel	Freq. (MHz)
Straddle Channel	138 [#]	5690	144	5720
	142*	5710	-	-

Note:

1. The above Frequency and Channel in "*" were 802.11n HT40/11ac VHT40/11ax HE40.
2. The above Frequency and Channel in "[#]" were 802.11ac VHT80/11ax HE80.
3. The above Frequency and Channel in "^{\$}" were 802.11ax HE160.

2.2 Test Mode

Final test modes are considering the modulation and worse data rates as below table.

MIMO Mode

Modulation	Data Rate
802.11a	6 Mbps
802.11ax HE20	MCS0
802.11ax HE40	MCS0
802.11ax HE80	MCS0
802.11ax HE160	MCS0

AC Conducted Emission	Mode 1 : GSM850 Idle + Bluetooth Link + WLAN(5G)Link+ USB Cable(Charging from Adapter)+ Battery1
------------------------------	--

Simultaneous transmission
802. 11a CH140_TX + 802. 11ax HE20 CH01_Tx + LTE Band 48 Link 802. 11a CH140_TX + Bluetooth LE(2Mbps) CH00_Tx + LTE Band 48 Link

Note: The RSE Simultaneous transmission mode are assessed from the worst 5G WLAN TX + 2.4G WLAN / Bluetooth TX + WWAN Link mode.

Ch. #		U-NII-1	U-NII-2A	U-NII-2C	U-NII-3
		802.11a	802.11a	802.11a	802.11a
L	Low	36	52	100	149
M	Middle	44	60	116	157
H	High	48	64	140	165
Straddle		-	-	144	-

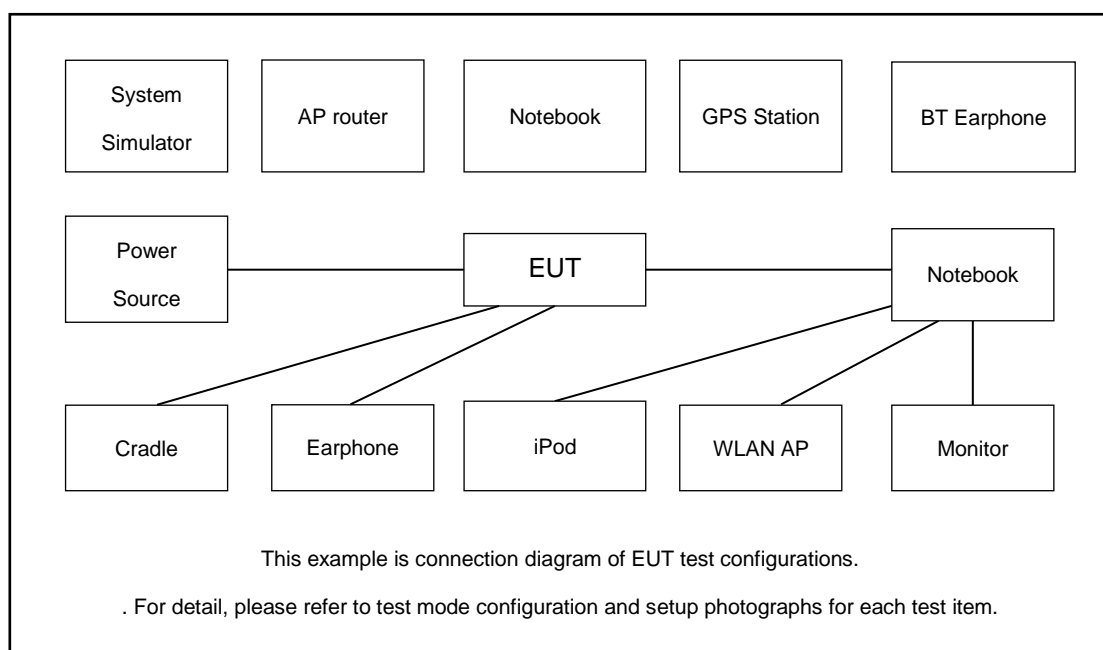
Ch. #		U-NII-1	U-NII-2A	U-NII-2C	U-NII-3
		802.11ax HE20	802.11ax HE20	802.11ax HE20	802.11ax HE20
L	Low	36	52	100	149
M	Middle	44	60	116	157
H	High	48	64	140	165
Straddle		-	-	144	-

Ch. #		U-NII-1	U-NII-2A	U-NII-2C	U-NII-3
		802.11ax HE40	802.11ax HE40	802.11ax HE40	802.11ax HE40
L	Low	38	54	102	151
M	Middle	-	-	110	-
H	High	46	62	134	159
Straddle		-	-	142	-

Ch. #		U-NII-1	U-NII-2A	U-NII-2C	U-NII-3
		802.11ax HE80	802.11ax HE80	802.11ax HE80	802.11ax HE80
L	Low	-	-	106	-
M	Middle	42	58	-	155
H	High	-	-	-	-
Straddle		-	-	138	-

Ch. #		U-NII-1	U-NII-2A	U-NII-2C	U-NII-3
		802.11ax HE160	802.11ax HE160	802.11ax HE160	802.11ax HE160
M	Middle	50		114	-

2.3 Connection Diagram of Test System



2.4 Support Unit used in test configuration and system

Item	Equipment	Trade Name	Model Name	FCC ID	Data Cable	Power Cord
1.	Base Station(LTE)	Anritsu	MT8820C	N/A	N/A	Unshielded,1.8m
2.	WLAN AP	Dlink	DIR-820L	KA2IR820LA1	N/A	Unshielded,1.8m
3.	Bluetooth Earphone	Samsung	EO-MG900	PYAHS-107W	N/A	N/A

2.5 EUT Operation Test Setup

For WLAN RF test items, an engineering test program was provided and enabled to make EUT continuously transmit.

For AC power line conducted emissions, the EUT was set to connect with the WLAN AP under large package sizes transmission.

2.6 Measurement Results Explanation Example

For all conducted test items:

The offset level is set in the spectrum analyzer to compensate the RF cable loss and attenuator factor between EUT conducted output port and spectrum analyzer. With the offset compensation, the spectrum analyzer reading level is exactly the EUT RF output level.

Example :

The spectrum analyzer offset is derived from RF cable loss and attenuator factor.

Offset = RF cable loss + attenuator factor.

Following shows an offset computation example with cable loss 2.8 dB and 10dB attenuator.

$$\begin{aligned}\text{Offset(dB)} &= \text{RF cable loss(dB)} + \text{attenuator factor(dB)} \\ &= 2.8 + 10 = 12.8 \text{ (dB)}\end{aligned}$$

3 Test Result

3.1 6dB and 26dB and 99% Occupied Bandwidth Measurement

3.1.1 Description of 6dB and 26dB and 99% Occupied Bandwidth

The minimum 6 dB bandwidth shall be at least 500 kHz.

26dB and 99% Occupied bandwidth are reporting only.

3.1.2 Measuring Instruments

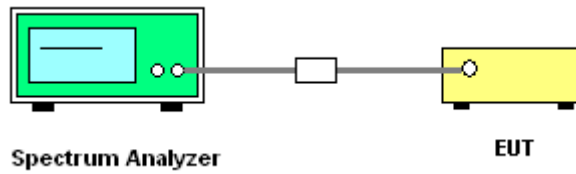
The measuring equipment is listed in the section 4 of this test report.

3.1.3 Test Procedures

1. The testing follows FCC KDB 789033 D02 General UNII Test Procedures New Rules v02r01.

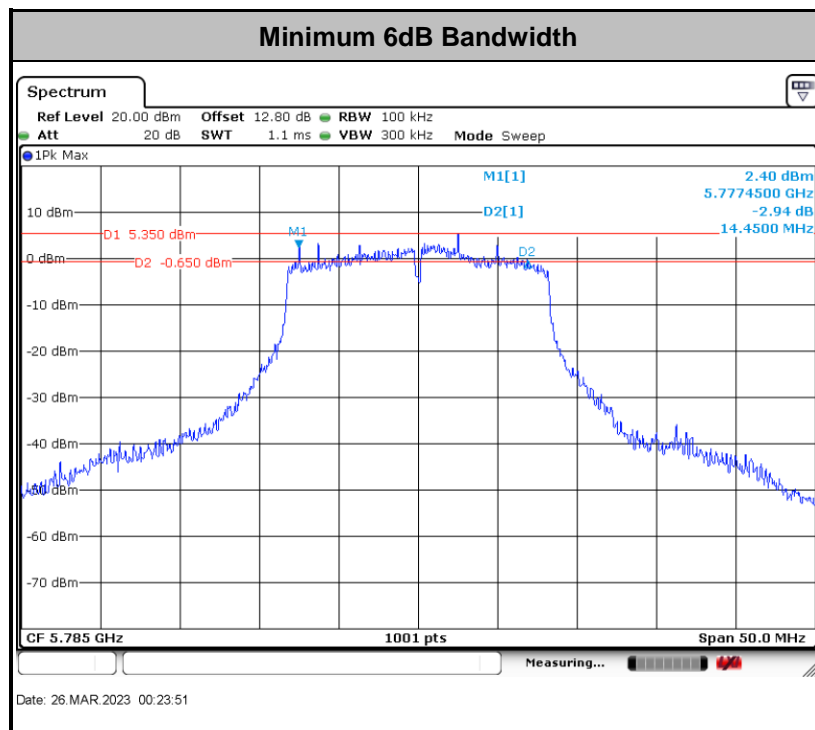
<input checked="" type="checkbox"/>	Section C) Bandwidth Measurement 1. Emission Bandwidth (EBW) and 99% OBW
	<ol style="list-style-type: none">1. Set RBW = approximately 1% of the emission bandwidth.2. Set the VBW > RBW.3. Detector = Peak.4. Trace mode = max hold5. Measure the maximum width of the emission that is 26 dB down from the peak of the emission. Compare this with the RBW setting of the analyzer. Readjust RBW and repeat measurement as needed until the RBW/EBW ratio is approximately 1%.6. For 99% Bandwidth Measurement, the spectrum analyzer's resolution bandwidth (RBW) is set to 1%~5% of the OBW and set the Video bandwidth (VBW) $\geq 3 * RBW$.7. Measure and record the results in the test report.
<input checked="" type="checkbox"/>	Section C) Bandwidth Measurement 2. Minimum Emission Bandwidth for the band 5.725 - 5.85 GHz
	<ol style="list-style-type: none">1. Set RBW = 100kHz.2. Set the VBW $\geq 3 * RBW$.3. Detector = Peak.4. Trace mode = max hold5. Measure the maximum width of the emission that is 6 dB down from the peak of the emission.6. Measure and record the results in the test report.

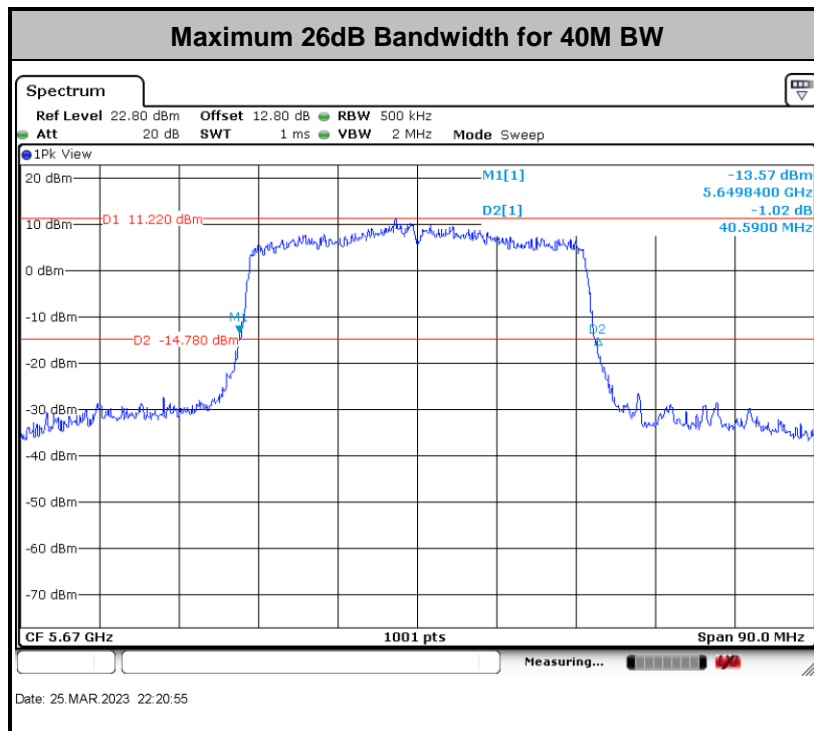
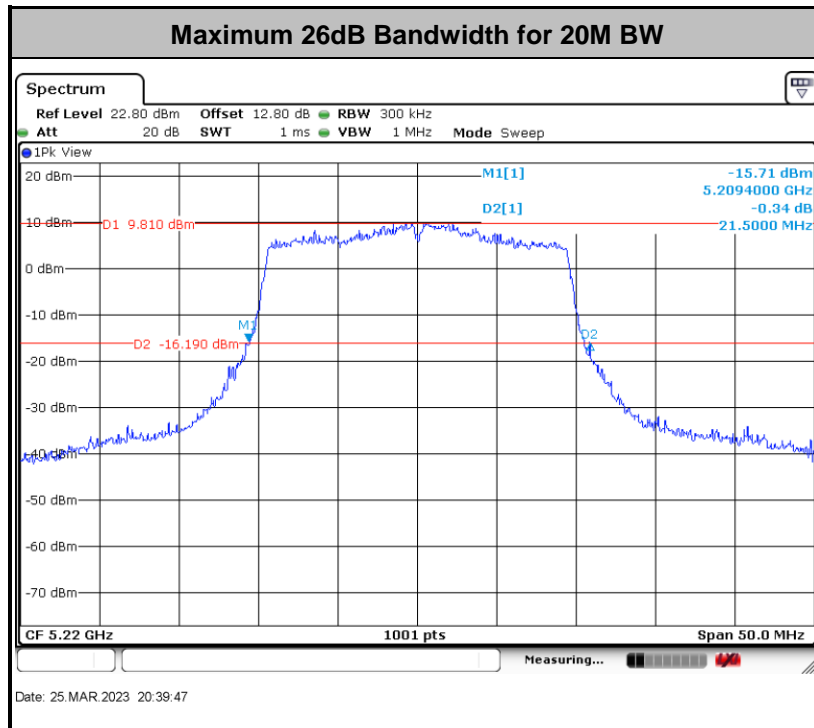
3.1.4 Test Setup

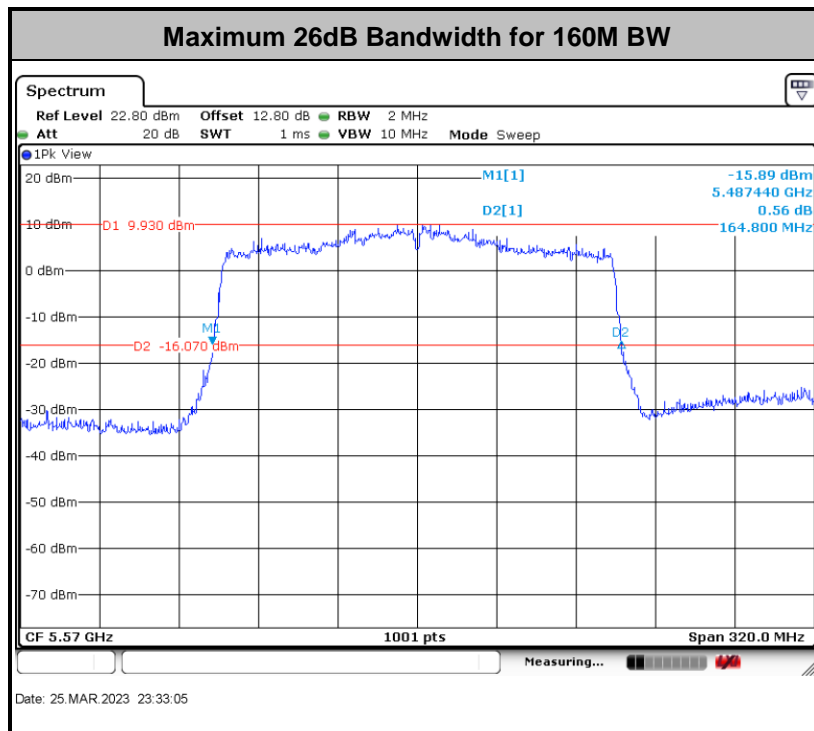
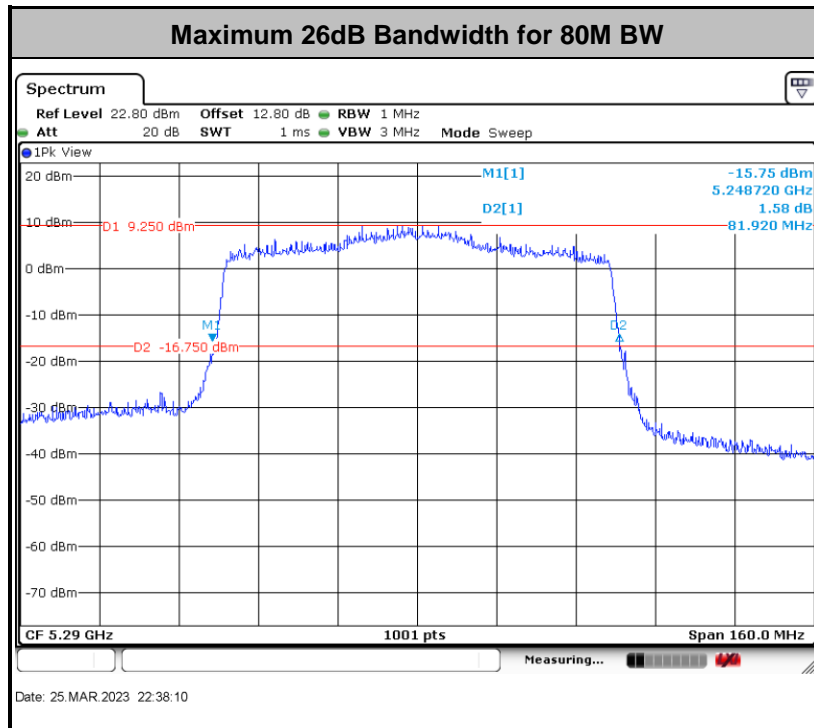


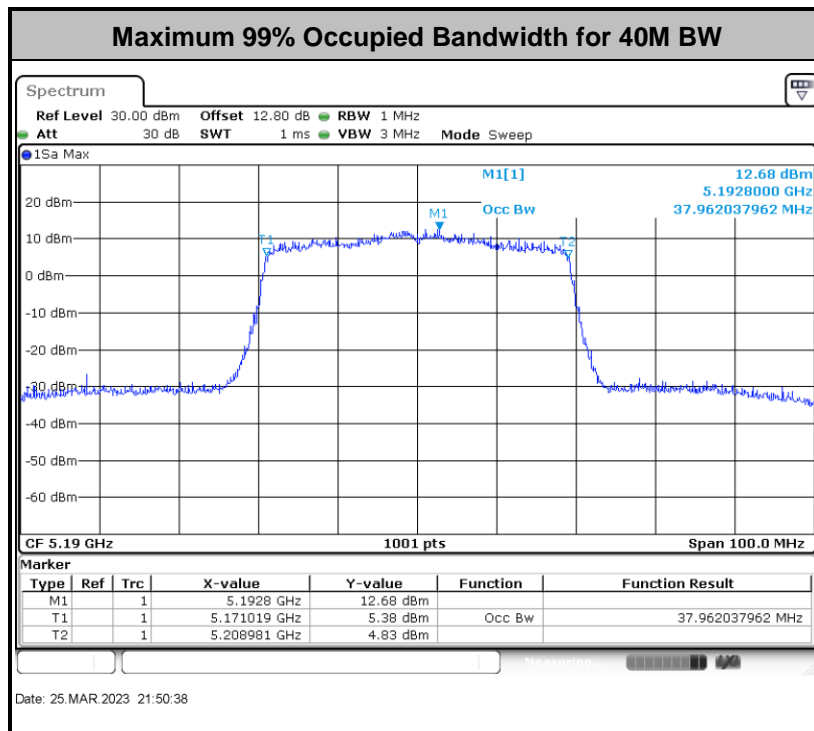
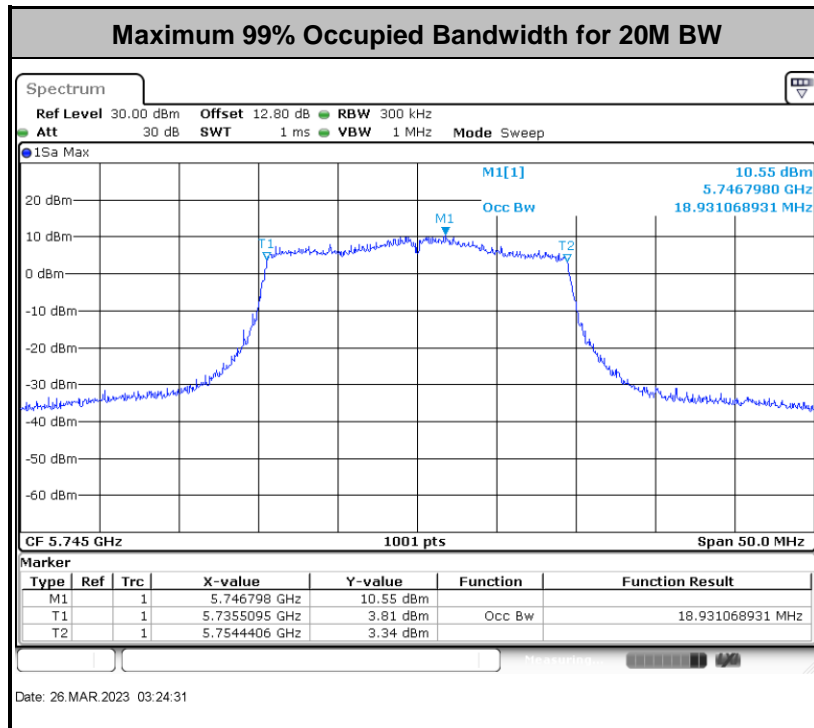
3.1.5 Test Result of 6dB Bandwidth

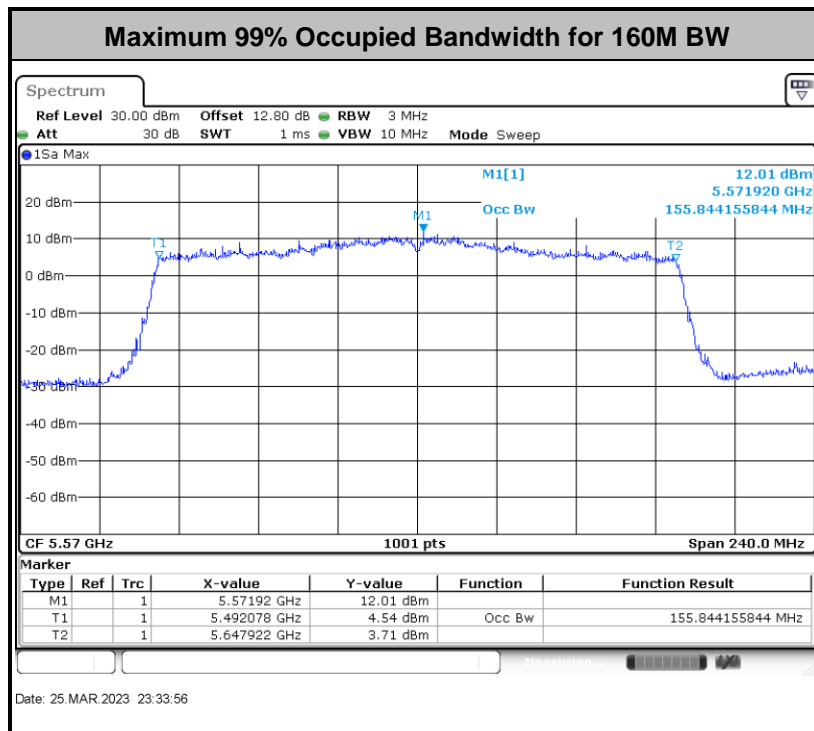
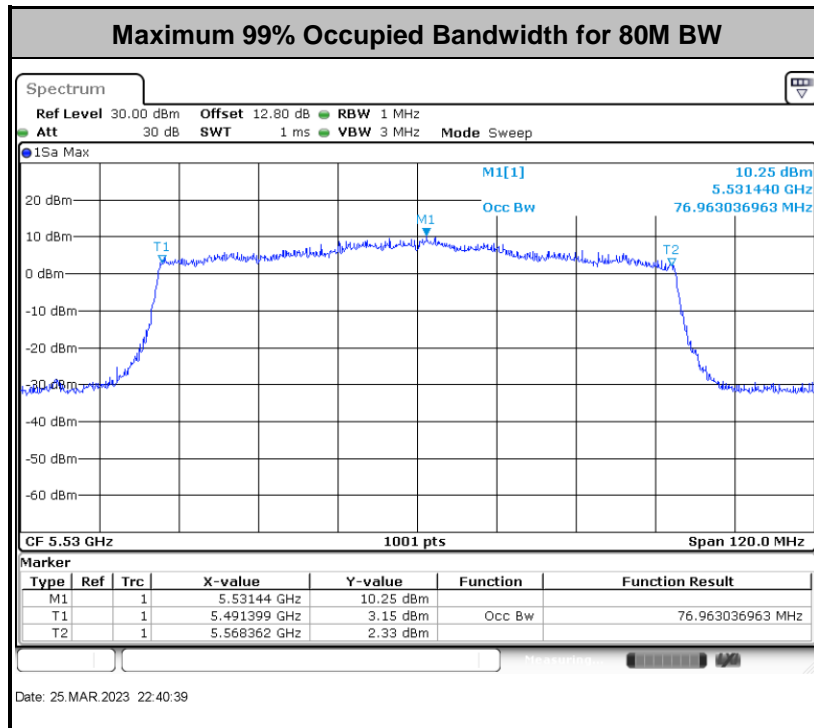
Please refer to Appendix A.











Note: The occupied channel bandwidth is maintained within the band of operation for all of the modulations.

3.2 Maximum Conducted Output Power Measurement

3.2.1 Limit of Maximum Conducted Output Power

<FCC 14-30 CFR 15.407>

For mobile and portable client devices in the 5.15–5.25 GHz band, the maximum conducted output power over the frequency band of operation shall not exceed 250 mW.

For the 5.25–5.725 GHz bands, the maximum conducted output power over the frequency bands of operation shall not exceed the lesser of 250 mW or $11 \text{ dBm} + 10 \log B$, where B is the 26 dB emission bandwidth in megahertz.

For the band 5.725–5.85 GHz, the maximum conducted output power over the frequency band of operation shall not exceed 1 W.

For Straddle Channel, According to KDB 789033 D02 General UNII Test Procedures New Rules v02r01, If the power and PSD of the devices are uniform and comply with the lower limits specified for the U-NII-2 bands, a single measurement over the entire emission bandwidth can be performed to show compliance.

If transmitting antennas of directional gain greater than 6 dBi are used, the peak output power shall be reduced by the amount in dB that the directional gain of the antenna exceeds 6 dBi.

Note that U-NII-2 band, devices with a maximum e.i.r.p. greater than 500 mW shall implement TPC in order to have the capability to operate at least 6 dB below the maximum permitted e.i.r.p. of 1 W.

3.2.2 Measuring Instruments

The measuring equipment is listed in the section 4 of this test report.

3.2.3 Test Procedures

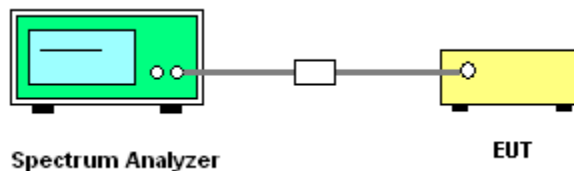
The testing follows Method PM of FCC KDB 789033 D02 General UNII Test Procedures New Rules v02r01.

Method PM (Measurement using an RF average power meter):

1. Measurement is performed using a wideband RF power meter.
2. The EUT is configured to transmit continuously with a consistent duty cycle at its maximum power control level.
3. Measure the average power of the transmitter, and the average power is corrected with duty factor, $10 \log(1/x)$, where x is the duty cycle.
4. For MIMO mode, the measure-and-sum technique should be used for measuring the in-band transmit power of a device.

For Straddle Channel, According to KDB 789033 D02 General UNII Test Procedures New Rules v02r01, If the power and PSD of the devices are uniform and comply with the lower limits specified for the U-NII-2 bands, a single measurement over the entire emission bandwidth can be performed to show compliance.

3.2.4 Test Setup



3.2.5 Test Result of Maximum Conducted Output Power

Please refer to Appendix A.



3.3 Power Spectral Density Measurement

3.3.1 Limit of Power Spectral Density

<FCC 14-30 CFR 15.407>

For mobile and portable client devices in the 5.15–5.25 GHz band, the maximum power spectral density shall not exceed 11dBm in any 1 megahertz band.

For the 5.25–5.725 GHz bands, the maximum power spectral density shall not exceed 11 dBm in any 1 megahertz band.

For the band 5.725–5.85 GHz, the maximum power spectral density shall not exceed 30 dBm in any 500-kHz band.

For Straddle Channel, According to KDB 789033 D02 General UNII Test Procedures New Rules v02r01, If the power and PSD of the devices are uniform and comply with the lower limits specified for the U-NII-2 bands, a single measurement over the entire emission bandwidth can be performed to show compliance.

If transmitting antennas of directional gain greater than 6 dBi are used, the peak output power shall be reduced by the amount in dB that the directional gain of the antenna exceeds 6 dBi.

3.3.2 Measuring Instruments

The measuring equipment is listed in the section 4 of this test report.

3.3.3 Test Procedures

The testing follows FCC KDB 789033 D02 General UNII Test Procedures New Rules v01r04.
Section F) Maximum power spectral density.

For devices operating in the bands 5.15 - 5.25 GHz, 5.25 - 5.35 GHz, and 5.47 - 5.725 GHz

Method SA-2

(trace averaging across on and off times of the EUT transmissions, followed by duty cycle correction).

- Measure the duty cycle.
- Set span to encompass the entire emission bandwidth (EBW) of the signal.
- Set RBW = 1 MHz.
- Set VBW \geq 3 MHz.
- Number of points in sweep \geq 2 Span / RBW.
- Sweep time = auto.
- Detector = RMS
- Trace average at least 100 traces in power averaging mode.
- Add $10 \log(1/x)$, where x is the duty cycle, to the measured power in order to compute the average power during the actual transmission times. For example, add $10 \log(1/0.25) = 6$ dB if the duty cycle is 25 percent.

For devices operating in the band 5.725 - 5.85 GHz

Method SA-2

(trace averaging across on and off times of the EUT transmissions, followed by duty cycle correction).

- Measure the duty cycle.
- Set span to encompass the entire emission bandwidth (EBW) of the signal.
- Set RBW = 500KHz (or 300 kHz if the SA can't set RBW=500KHz).
- Set VBW \geq 1 MHz.
- Number of points in sweep \geq 2 Span / RBW.
- Sweep time = auto.
- Detector = RMS
- Trace average at least 100 traces in power averaging mode.
- If the SA can't set RBW=500KHz, then add $10 \log(500\text{kHz}/\text{RBW})$ to the test result.
- Add $10 \log(1/x)$, where x is the duty cycle, to the measured power in order to compute the average power during the actual transmission times. For example, add $10 \log(1/0.25) = 6$ dB if the duty cycle is 25 percent.

1. The RF output of EUT was connected to the spectrum analyzer by a low loss cable.

2. Each plot has already offset with cable loss, and attenuator loss. Measure the PSD and record it.
3. For MIMO mode, calculation method follows FCC KDB 662911 D01 Multiple Transmitter Output v02r01.

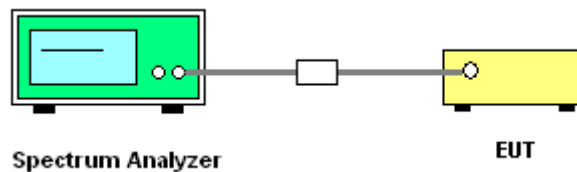
Method (a): Measure and sum the spectra across the outputs for UNII-1/2A/2C.

The total final Power Spectral Density is the bin-by-bin summation to obtain the combined spectrum. For the device with 2 transmitter outputs. The spectrum measurements of the individual outputs are all performed with the same span and number of points, the spectrum value in the first spectral bin of output 1 is summed with that in the first spectral bin of output 2 to obtain the value for the first frequency bin of the summed spectrum.

Method (c): Measure and add $10 \log(N_{\text{ANT}})$ dB for UNII-3.

The measurement on each individual output were performed with the same span and number on each individual output. The quantity $10 \log(N_{\text{ANT}})$ dB is added to each spectrum value before comparing to the emission limit.

3.3.4 Test Setup

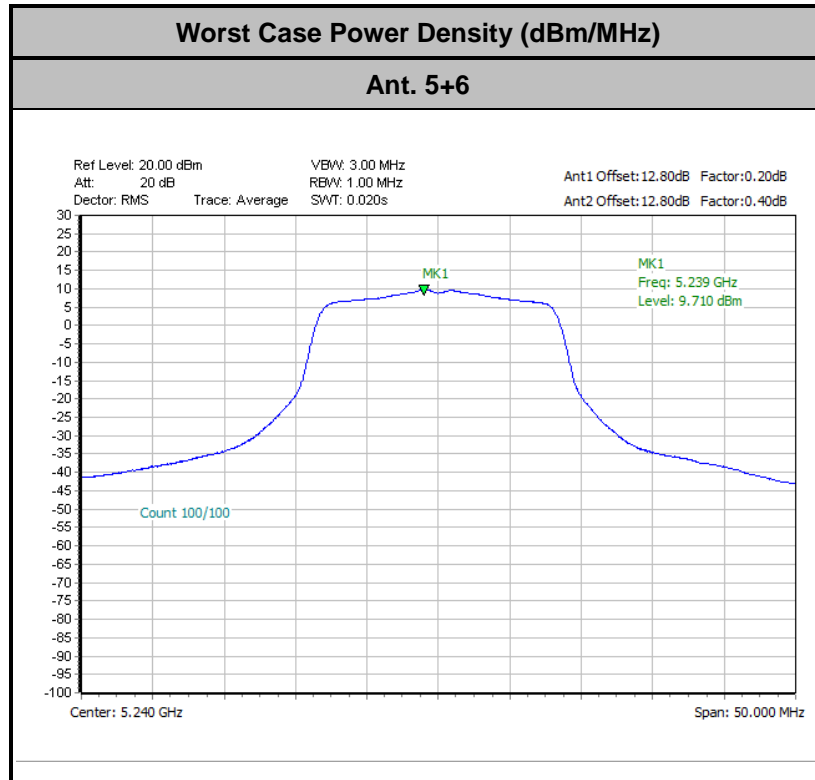




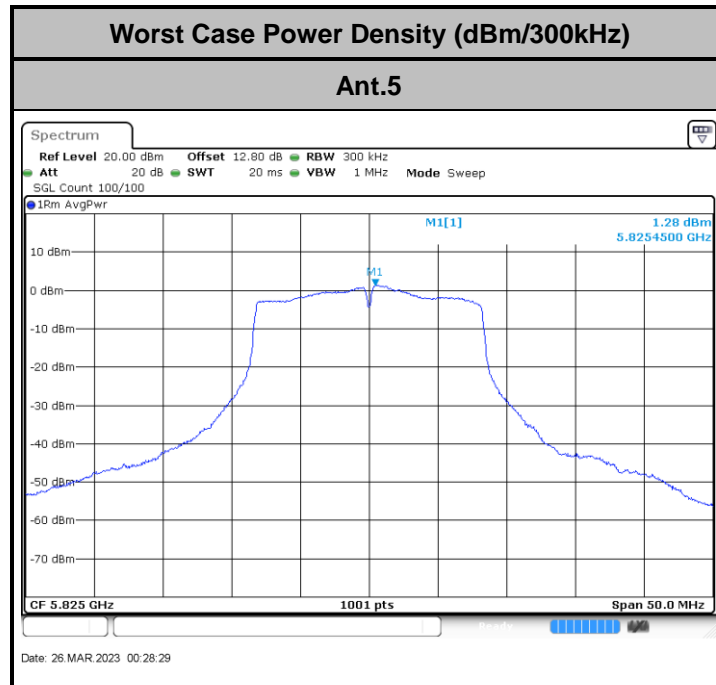
3.3.5 Test Result of Power Spectral Density

Please refer to Appendix A.

For devices operating in the bands UNII-1/2A/2C



For devices operating in the band UNII-3



Note: The Max MIMO PSD (6.54dBm/500KHz) = Max Ant.5 PSD(1.28dBm/300KHz) + 10*Log(2) + Duty Factor (0.03dB) + RBW offset (2.22dB).

3.4 Unwanted Emissions Measurement

This section as specified in FCC Part 15.407(b) is to measure unwanted emissions through radiated measurement for band edge spurious emissions and out of band emissions measurement. The unwanted emissions shall comply with 15.407(b)(1) to (6), and restricted bands per FCC Part 15.205.

3.4.1 Limit of Unwanted Emissions

- (1) For transmitters operating in the 5150-5250 MHz band: all emissions outside of the 5150-5350 MHz band shall not exceed an EIRP of -27dBm/MHz.

For transmitters operating in the 5250-5350 MHz band: all emissions outside of the 5150-5350 MHz band shall not exceed an EIRP of -27 dBm/MHz. Devices operating in the 5250-5350 MHz band that generate emissions in the 5150-5250 MHz band must meet all applicable technical requirements for operation in the 5150-5250 MHz band (including indoor use) or alternatively meet an out-of-band emission EIRP limit of -27 dBm/MHz in the 5150-5250 MHz band.

For transmitters operating in the 5470-5600 MHz and 5650-5725MHz band: all emissions outside of the 5470-5600 MHz and 5650-5725MHz band shall not exceed an EIRP of -27 dBm/MHz.

- (2) For transmitters operating in the 5.725-5.85 GHz band:
- 15.407(b)(4)(i) All emissions shall be limited to a level of -27 dBm/MHz at 75 MHz or more above or below the band edge increasing linearly to 10 dBm/MHz at 25 MHz above or below the band edge, and from 25 MHz above or below the band edge increasing linearly to a level of 15.6 dBm/MHz at 5 MHz above or below the band edge, and from 5 MHz above or below the band edge increasing linearly to a level of 27 dBm/MHz at the band edge.

- (3) Unwanted spurious emissions fallen in restricted bands shall comply with the general field strength limits as below table,

Frequency (MHz)	Field Strength (microvolts/meter)	Measurement Distance (meters)
0.009 – 0.490	2400/F(kHz)	300
0.490 – 1.705	24000/F(kHz)	30
1.705 – 30.0	30	30
30 – 88	100	3
88 – 216	150	3
216 - 960	200	3
Above 960	500	3

(4) EIRP (dBm)	Field Strength at 3m (dBμV/m)
- 27	68.2

Note: The following formula is used to convert the EIRP to field strength.

$$\text{EIRP} = E_{\text{Meas}} + 20\log(d_{\text{Meas}}) - 104.7$$

where

EIRP is the equivalent isotropically radiated power, in dBm

E_{Meas} is the field strength of the emission at the measurement distance, in dBμV/m

d_{Meas} is the measurement distance, in m

- (4) ANSI C63.10-2013 clause 12.7.3 note 97

As specified by regulatory requirements, emissions above 1000 MHz that are outside of the restricted bands are subject to a peak emission limit. However, an out-of-band emission that complies with both the average and peak general regulatory limits is not required to satisfy the peak emission limit.

3.4.2 Measuring Instruments

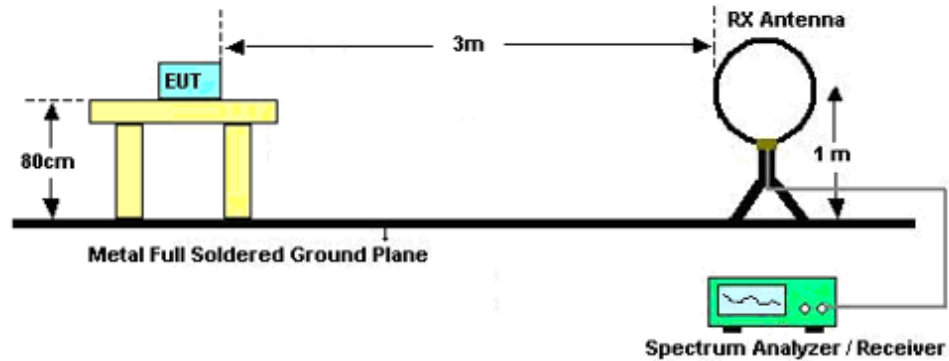
The measuring equipment is listed in the section 4 of this test report.

3.4.3 Test Procedures

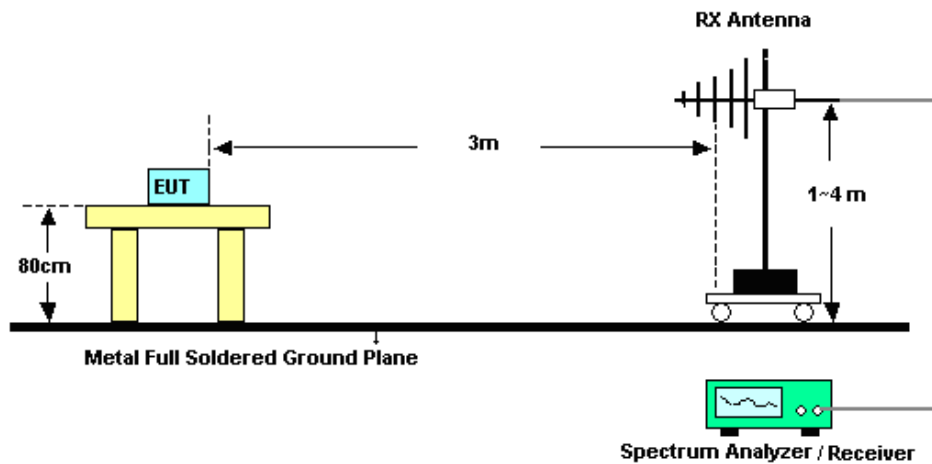
1. The testing follows FCC KDB 789033 D02 General UNII Test Procedures New Rules v01r04.
Section G) Unwanted emissions measurement.
(1) Procedure for Unwanted Emissions Measurements Below 1000MHz
 - RBW = 120 kHz
 - VBW = 300 kHz
 - Detector = Peak
 - Trace mode = max hold(2) Procedure for Peak Unwanted Emissions Measurements Above 1000 MHz
 - RBW = 1 MHz
 - VBW \geq 3 MHz
 - Detector = Peak
 - Sweep time = auto
 - Trace mode = max hold(3) Procedures for Average Unwanted Emissions Measurements Above 1000MHz
 - RBW = 1 MHz
 - VBW = 10 Hz, when duty cycle is no less than 98 percent.
 - VBW \geq 1/T, when duty cycle is less than 98 percent where T is the minimum transmission duration over which the transmitter is on.
2. The EUT was placed on a turntable with 0.8 meter for frequency below 1GHz and 1.5 meter for frequency above 1GHz respectively above ground.
3. The EUT was set 3 meters from the interference receiving antenna which was mounted on the top of a variable height antenna tower.
4. The antenna is a broadband antenna and its height is adjusted between one meter and four meters above ground to find the maximum value of the field strength for both horizontal polarization and vertical polarization of the antenna.
5. For each suspected emission, the EUT was arranged to its worst case and then adjust the antenna tower (from 1 m to 4 m) and turntable (from 0 degree to 360 degrees) to find the maximum reading.
6. For testing below 1GHz, if the emission level of the EUT in peak mode was 3 dB lower than the limit specified, then peak values of EUT will be reported, otherwise, the emissions will be repeated one by one using the CISPR quasi-peak method and reported.
7. For testing above 1GHz, the emission level of the EUT in peak mode was 20dB lower than average limit (that means the emission level in average mode also complies with the limit in average mode), then peak values of EUT will be reported, otherwise, the emissions will be measured in average mode again and reported.

3.4.4 Test Setup

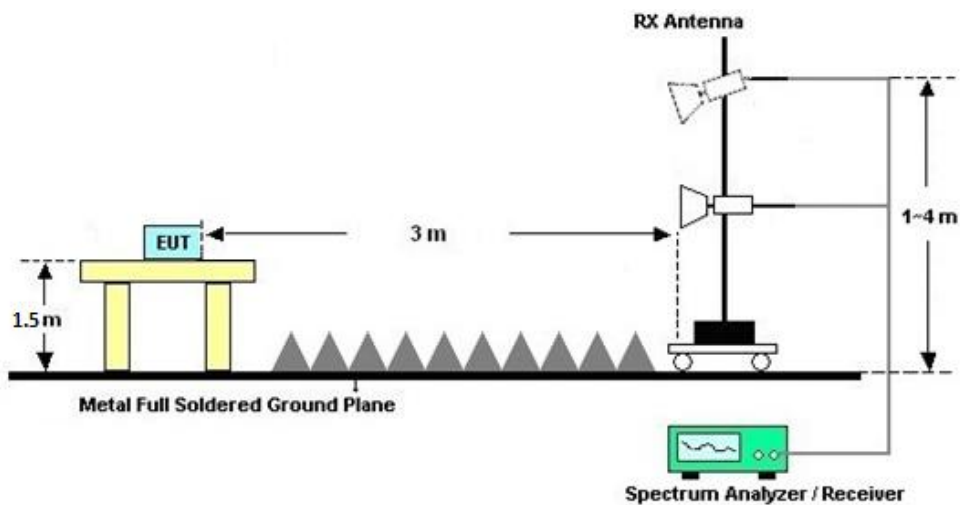
For radiated emissions below 30MHz



For radiated emissions from 30MHz to 1GHz



For radiated emissions above 1GHz





3.4.5 Test Results of Radiated Spurious Emissions (9 kHz ~ 30 MHz)

The low frequency, which started from 9 kHz to 30MHz, was pre-scanned and the result which was 20dB lower than the limit line was not reported.

There is a comparison data of both open-field test site and semi-Anechoic chamber, and the result came out very similar.

3.4.6 Test Result of Radiated Spurious at Band Edges

Please refer to Appendix C.

3.4.7 Duty Cycle

Please refer to Appendix D.

3.4.8 Test Result of Radiated Spurious Emissions (30MHz ~ 10th Harmonic)

Please refer to Appendix C.

3.5 AC Conducted Emission Measurement

3.5.1 Limit of AC Conducted Emission

For equipment that is designed to be connected to the public utility (AC) power line, the radio frequency voltage that is conducted back onto the AC power line on any frequency or frequencies within the band 150 kHz to 30 MHz shall not exceed the limits in the following table.

Frequency of emission (MHz)	Conducted limit (dB μ V)	
	Quasi-peak	Average
0.15-0.5	66 to 56*	56 to 46*
0.5-5	56	46
5-30	60	50

*Decreases with the logarithm of the frequency.

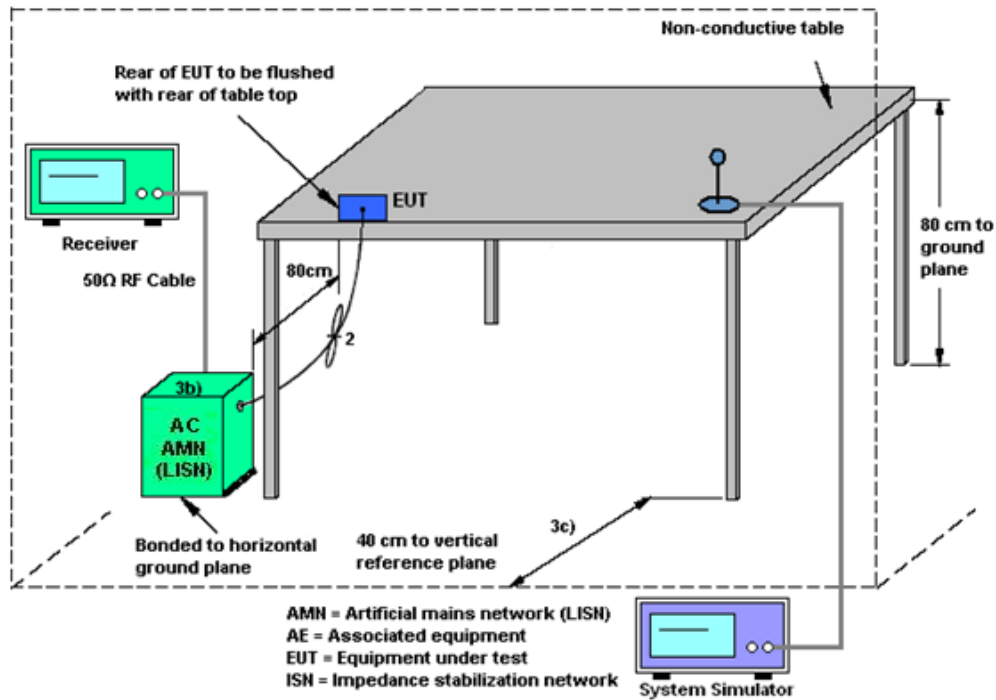
3.5.2 Measuring Instruments

The measuring equipment is listed in the section 4 of this test report.

3.5.3 Test Procedures

1. The EUT was placed 0.4 meter from the conducting wall of the shielding room was kept at least 80 centimeters from any other grounded conducting surface.
2. Connect EUT to the power mains through a line impedance stabilization network (LISN).
3. All the support units are connecting to the other LISN.
4. The LISN provides 50 ohm coupling impedance for the measuring instrument.
5. The FCC states that a 50 ohm, 50 microhenry LISN should be used.
6. Both sides of AC line were checked for maximum conducted interference.
7. The frequency range from 150 kHz to 30 MHz was searched.
8. Set the test-receiver system to Peak Detect Function and specified bandwidth with Maximum Hold Mode.

3.5.4 Test Setup



3.5.5 Test Result of AC Conducted Emission

Please refer to Appendix B.

3.6 Antenna Requirements

3.6.1 Standard Applicable

According to FCC 47 CFR Section 15.407(a)(1)(2) ,if transmitting antenna directional gain is greater than 6 dBi, both the peak transmit power and the peak power spectral density shall be reduced by the amount in dB that the directional gain of the antenna exceeds 6 dBi.

3.6.2 Antenna Anti-Replacement Construction

An embedded-in antenna design is used.

3.6.3 Antenna Gain

<CDD Modes >

FCC KDB 662911 D01 Multiple Transmitter Output v02r01

For CDD transmissions, directional gain is calculated as

Directional gain = GANT + Array Gain, where Array Gain is as follows.

For power spectral density (PSD) measurements on all devices,

Array Gain = $10 \log(\text{NANT}/\text{NSS}=1)$ dB.

For power measurements on IEEE 802.11 devices,

Array Gain = 0 dB (i.e., no array gain) for $\text{NANT} \leq 4$.

Directional gain may be calculated by using the formulas applicable to equal gain antennas with GANT set equal to the gain of the antenna having the highest gain;

The EUT supports CDD mode.

For power, the directional gain GANT is set equal to the antenna having the highest gain, i.e., F)2)f)i).

For PSD, the directional gain calculation is following F)2)f)ii) of KDB 662911 D01 v02r01.

The power and PSD limit should be modified if the directional gain of EUT is over 6 dBi,

The directional gain "DG" is calculated as following table.

<CDD Modes>						
			DG for Power (dBi)	DG for PSD (dBi)	Power Limit Reduction (dB)	PSD Limit Reduction (dB)
	Ant. 5 (dBi)	Ant. 6 (dBi)				
UNII-1	-0.28	0.04	0.04	2.89	0.00	0.00
UNII-2A	-0.58	0.12	0.12	2.79	0.00	0.00
UNII-2C	-0.23	-0.32	-0.23	2.74	0.00	0.00
UNII-3	-1.31	-0.87	-0.87	1.92	0.00	0.00

Power limit reduction = Composite gain – 6dBi, (min = 0)

PSD limit reduction = Composite gain + PSD Array gain – 6dBi, (min = 0)



4 List of Measuring Equipment

Instrument	Manufacturer	Model No.	Serial No.	Characteristics	Calibration Date	Test Date	Due Date	Remark
Spectrum Analyzer	R&S	FSV40	101078	10Hz~40GHz	Apr. 05, 2022	Mar. 25, 2023~ Mar. 26, 2023	Apr. 04, 2023	Conducted (TH01-SZ)
Pulse Power Sensor	Anritsu	MA2411B	1339473	30MHz~40GHz	Dec. 27, 2022	Mar. 25, 2023~ Mar. 26, 2023	Dec. 26, 2023	Conducted (TH01-SZ)
Power Meter	Anritsu	ML2495A	1542004	50MHz Bandwidth	Dec. 27, 2022	Mar. 25, 2023~ Mar. 26, 2023	Dec. 26, 2023	Conducted (TH01-SZ)
EMI Test Receiver&SA	Agilent	N9038A	MY52260185	20Hz~26.5GHz	Dec. 26, 2022	Mar. 20, 2023~ Apr. 11, 2023	Dec. 25, 2023	Radiation (03CH01-SZ)
EXA Spectrum Analyzer	KEYSIGHT	N9010A	MY55150213	10Hz~44GHz	Jul. 07, 2022	Mar. 20, 2023~ Apr. 11, 2023	Jul. 06, 2023	Radiation (03CH01-SZ)
Loop Antenna	R&S	HFH2-Z2	100354	9kHz~30MHz	Jul. 28, 2022	Mar. 20, 2023~ Apr. 11, 2023	Jun. 27, 2024	Radiation (03CH01-SZ)
Bilog Antenna	TeseQ	CBL6112D	35407	30MHz~2GHz	Sep. 28, 2021	Mar. 20, 2023~ Apr. 11, 2023	Sep. 27, 2023	Radiation (03CH01-SZ)
Double Ridge Horn Antenna	ETS-Lindgren	3117	00119436	1GHz~18GHz	Jul. 07, 2022	Mar. 20, 2023~ Apr. 11, 2023	Jul. 06, 2023	Radiation (03CH01-SZ)
SHF-EHF Horn	com-power	AH-840	101071	18Ghz~40GHz	Apr.19,2022	Mar. 20, 2023~ Apr. 11, 2023	Apr.09,2023	Radiation (03CH01-SZ)
SHF-EHF Horn	com-power	AH-840	101071	18Ghz~40GHz	Apr.08,2023		Apr.07,2024	Radiation (03CH01-SZ)
LF Amplifier	Burgeon	BPA-530	102209	0.01~3000Mhz	Apr. 06, 2022	Mar. 20, 2023~ Apr. 11, 2023	Apr.05,2023	Radiation (03CH01-SZ)
LF Amplifier	Burgeon	BPA-530	102209	0.01~3000Mhz	Apr. 04, 2023		Apr.03,2024	Radiation (03CH01-SZ)
HF Amplifier	MITEQ	AMF-7D-00101800-30-10P-R	1943528	1GHz~18GHz	Oct. 19, 2022	Mar. 20, 2023~ Apr. 11, 2023	Oct. 18, 2023	Radiation (03CH01-SZ)
HF Amplifier	KEYSIGHT	83017A	MY53270105	0.5GHz~26.5GHz	Oct. 19, 2022	Mar. 20, 2023~ Apr. 11, 2023	Oct. 18, 2023	Radiation (03CH01-SZ)
HF Amplifier	MITEQ	TTA1840-35-HG	1871923	18GHz~40GHz	Jul. 06, 2022	Mar. 20, 2023~ Apr. 11, 2023	Jul. 05, 2023	Radiation (03CH01-SZ)
AC Power Source	Chroma	61601	616010001985	N/A	Nov. 10, 2022	Mar. 20, 2023~ Apr. 11, 2023	Nov. 09, 2023	Radiation (03CH01-SZ)
Turn Table	EM	EM1000	N/A	0~360 degree	NCR	Mar. 20, 2023~ Apr. 11, 2023	NCR	Radiation (03CH01-SZ)
Antenna Mast	EM	EM1000	N/A	1 m~4 m	NCR	Mar. 20, 2023~ Apr. 11, 2023	NCR	Radiation (03CH01-SZ)
EMI Receiver	R&S	ESR7	101630	9kHz~7GHz;	Jul. 07, 2022	Apr. 06, 2023	Jul. 06, 2023	Conduction (CO01-SZ)
AC LISN	R&S	ENV216	100063	9kHz~30MHz	Sep. 15, 2022	Apr. 06, 2023	Sep. 14, 2023	Conduction (CO01-SZ)
AC LISN (for auxiliary equipment)	EMCO	3816/2SH	00103892	9kHz~30MHz	Oct. 17, 2022	Apr. 06, 2023	Oct. 16, 2023	Conduction (CO01-SZ)
AC Power Source	Chroma	61602	616020000891	100Vac~250Vac	Jul. 07, 2022	Apr. 06, 2023	Jul. 06, 2023	Conduction (CO01-SZ)

NCR: No Calibration Required

5 Uncertainty of Evaluation

The measurement uncertainties shown below were calculated in accordance with the requirements of ANSI 63.10-2013. All the measurement uncertainty value were shown with a coverage K=2 to indicate 95% level of confidence. The measurement data show herein meets or exceeds the CISPR measurement uncertainty values specified in CISPR 16-4-2 and can be compared directly to specified limit to determine compliance.

Uncertainty of Conducted Measurement

Test Item	Uncertainty
Conducted Power	± 1.34 dB
Conducted Emissions	± 1.34 dB
Occupied Channel Bandwidth	± 0.13 %
Conducted Power Spectral Density	± 1.32 dB

Uncertainty of Conducted Emission Measurement (150kHz ~ 30MHz)

Measuring Uncertainty for a Level of Confidence of 95% ($U = 2Uc(y)$)	2.7dB
---	-------

Uncertainty of Radiated Emission Measurement (30 MHz ~ 1000 MHz)

Measuring Uncertainty for a Level of Confidence of 95% ($U = 2Uc(y)$)	4.2dB
---	-------

Uncertainty of Radiated Emission Measurement (1000 MHz ~ 18000 MHz)

Measuring Uncertainty for a Level of Confidence of 95% ($U = 2Uc(y)$)	5.0dB
---	-------

Uncertainty of Radiated Emission Measurement (18000 MHz ~ 40000 MHz)

Measuring Uncertainty for a Level of Confidence of 95% ($U = 2Uc(y)$)	4.3dB
---	-------



Appendix A. Conducted Test Results

Report Number : FR330214F

Test Engineer:	Chen Ran	Temperature:	21~25	°C
Test Date:	2023/3/25~2023/3/26	Relative Humidity:	51~54	%

TEST RESULTS DATA
26dB and 99% OBW

FCC U-NII-1								
Mod.	Data Rate	NTX	CH.	Freq. (MHz)	99% Bandwidth (MHz)		26 dB Bandwidth (MHz)	
					Ant 5	Ant 6	Ant 5	Ant 6
11a	6Mbps	2	36	5180	16.28	16.33	19.55	19.35
11a	6Mbps	2	44	5220	16.28	16.33	19.85	19.20
11a	6Mbps	2	48	5240	16.28	16.33	19.75	19.35
HE20	MCS0	2	36	5180	18.83	18.83	20.90	20.90
HE20	MCS0	2	44	5220	18.88	18.88	21.50	20.95
HE20	MCS0	2	48	5240	18.83	18.83	20.85	20.85
HE40	MCS0	2	38	5190	37.86	37.96	40.14	40.32
HE40	MCS0	2	46	5230	37.76	37.76	40.41	40.14
HE80	MCS0	2	42	5210	76.84	76.72	81.60	81.12
HE160	MCS0	2	50	5250	155.60	155.12	164.48	164.48

TEST RESULTS DATA
Average Power Table

FCC U-NII-1																
Mod.	Data Rate	NTx	CH.	RU Config	Freq. (MHz)	Duty Factor (dB)		Average Conducted Power (dBm)			FCC Conducted Power Limit (dBm)		DG (dBi)			Pass/Fail
						Ant 5	Ant 6	Ant 5	Ant 6	SUM	Ant 5	Ant 6	Ant 5	Ant 6		
11a	6Mbps	2	36	Full	5180	0.02	0.04	16.32	16.50	19.43	24.00		0.04		Pass	
11a	6Mbps	2	44	Full	5220	0.02	0.04	16.46	16.76	19.63	24.00		0.04		Pass	
11a	6Mbps	2	48	Full	5240	0.02	0.04	16.68	16.91	19.81	24.00		0.04		Pass	
HT20	MCS0	2	36	Full	5180	0.00	0.00	16.27	16.52	19.41	24.00		0.04		Pass	
HT20	MCS0	2	44	Full	5220	0.00	0.00	16.44	16.77	19.62	24.00		0.04		Pass	
HT20	MCS0	2	48	Full	5240	0.00	0.00	16.62	16.91	19.78	24.00		0.04		Pass	
HT40	MCS0	2	38	Full	5190	0.00	0.00	14.67	14.70	17.70	24.00		0.04		Pass	
HT40	MCS0	2	46	Full	5230	0.00	0.00	16.20	16.59	19.41	24.00		0.04		Pass	
VHT20	MCS0	2	36	Full	5180	0.00	0.00	16.25	16.48	19.38	24.00		0.04		Pass	
VHT20	MCS0	2	44	Full	5220	0.00	0.00	16.43	16.72	19.59	24.00		0.04		Pass	
VHT20	MCS0	2	48	Full	5240	0.00	0.00	16.60	16.88	19.75	24.00		0.04		Pass	
VHT40	MCS0	2	38	Full	5190	0.00	0.00	14.62	14.65	17.65	24.00		0.04		Pass	
VHT40	MCS0	2	46	Full	5230	0.00	0.00	16.15	16.54	19.36	24.00		0.04		Pass	
VHT80	MCS0	2	42	Full	5210	0.00	0.00	15.10	15.21	18.17	24.00		0.04		Pass	
VHT160	MCS0	2	50	Full	5250	0.03	0.04	14.01	13.86	16.95	24.00		0.04		Pass	
HE20	MCS0	2	36	Full	5180	0.00	0.00	16.35	16.61	19.49	24.00		0.04		Pass	
				26/0		0.00	0.00	8.94	8.46	11.72	24.00		0.04		Pass	
				52/37		0.00	0.00	11.42	11.13	14.29	24.00		0.04		Pass	
				106/53		0.00	0.00	14.73	14.79	17.77	24.00		0.04		Pass	
			48	Full	5240	0.00	0.00	16.48	16.83	19.67	24.00		0.04		Pass	
				Full		0.00	0.00	16.71	17.01	19.87	24.00		0.04		Pass	
				26/8		0.00	0.00	9.19	9.63	12.43	24.00		0.04		Pass	
				52/40		0.00	0.00	12.15	12.61	15.40	24.00		0.04		Pass	
				106/54		0.00	0.00	15.36	15.79	18.59	24.00		0.04		Pass	
				Full		0.00	0.00	14.73	14.76	17.76	24.00		0.04		Pass	
HE40	MCS0	2	38	Full	5190	0.00	0.00	14.73	14.76	17.76	24.00		0.04		Pass	
			46	Full	5230	0.00	0.00	16.27	16.65	19.47	24.00		0.04		Pass	
HE80	MCS0	2	42	Full	5210	0.00	0.00	15.18	15.27	18.24	24.00		0.04		Pass	
HE160	MCS0	2	50	Full	5250	0.03	0.04	14.10	13.95	17.04	24.00		0.04		Pass	

TEST RESULTS DATA
Power Spectral Density

FCC U-NII-1															
Mod.	Data Rate	NTX	CH.	RU Config	Freq. (MHz)	Duty Factor (dB)		Average Power Density (dBm/MHz)			Average PSD Limit (dBm/MHz)		DG (dBi)		Pass /Fail
						Ant 5	Ant 6	Ant 5	Ant 6	SUM	Ant 5	Ant 6	Ant 5	Ant 6	
11a	6Mbps	2	36	Full	5180	0.02	0.04			9.26	11.00	2.89			Pass
11a	6Mbps	2	44	Full	5220	0.02	0.04			9.37	11.00	2.89			Pass
11a	6Mbps	2	48	Full	5240	0.02	0.04			9.71	11.00	2.89			Pass
HE20	MCS0	2	36	Full	5180	0.00	0.00			8.44	11.00	2.89			Pass
				26/0		0.00	0.00			8.13	11.00	2.89			Pass
				52/37		0.00	0.00			8.22	11.00	2.89			Pass
				106/53		0.00	0.00			8.25	11.00	2.89			Pass
HE20	MCS0	2	44	Full	5220	0.00	0.00			8.59	11.00	2.89			Pass
HE20	MCS0	2	48	Full	5240	0.00	0.00			8.95	11.00	2.89			Pass
				26/8		0.00	0.00			8.64	11.00	2.89			Pass
				52/40		0.00	0.00			8.73	11.00	2.89			Pass
				106/54		0.00	0.00			8.82	11.00	2.89			Pass
HE40	MCS0	2	38	Full	5190	0.00	0.00			5.62	11.00	2.89			Pass
HE40	MCS0	2	46	Full	5230	0.00	0.00			5.60	11.00	2.89			Pass
HE80	MCS0	2	42	Full	5210	0.00	0.00			2.32	11.00	2.89			Pass
HE160	MCS0	2	50	Full	5250	0.03	0.04			-0.72	11.00	2.89			Pass

Report Number : FR330214F

TEST RESULTS DATA
26dB and 99% OBW

FCC U-NII-2A											
Mod.	Data Rate	NTX	CH.	Freq. (MHz)	99% Bandwidth (MHz)		26 dB Bandwidth (MHz)		FCC 26dB Bandwidth Power Limit (dBm)		Note
					Ant 5	Ant 6	Ant 5	Ant 6	Ant 5	Ant 6	
11a	6Mbps	2	52	5260	16.28	16.33	19.60	19.25	23.84		
11a	6Mbps	2	60	5300	16.28	16.33	19.60	19.35	23.87		
11a	6Mbps	2	64	5320	16.33	16.33	19.40	19.10	23.81		
HE20	MCS0	2	52	5260	18.88	18.83	20.90	21.25	23.98		
HE20	MCS0	2	60	5300	18.88	18.83	20.95	21.30	23.98		
HE20	MCS0	2	64	5320	18.83	18.83	21.10	21.20	23.98		
HE40	MCS0	2	54	5270	37.66	37.76	40.41	40.32	23.98		
HE40	MCS0	2	62	5310	37.76	37.76	40.23	40.41	23.98		
HE80	MCS0	2	58	5290	76.72	76.60	81.28	81.92	23.98		

TEST RESULTS DATA
Average Power Table

FCC U-NII-2A																
Mod.	Data Rate	NTx	CH.	RU Config	Freq. (MHz)	Duty Factor (dB)		Average Conducted Power (dBm)			FCC Conducted Power Limit (dBm)		DG (dBi)		EIRP Power Limit (dBm)	Pass/Fail
						Ant 5	Ant 6	Ant 5	Ant 6	SUM	Ant 5	Ant 6	Ant 5	Ant 6		
11a	6Mbps	2	52	Full	5260	0.02	0.04	16.36	16.70	19.55	23.84	0.12		26.99	Pass	
11a	6Mbps	2	60	Full	5300	0.02	0.04	16.47	16.41	19.46	23.87	0.12		26.99	Pass	
11a	6Mbps	2	64	Full	5320	0.02	0.04	16.60	16.32	19.48	23.81	0.12		26.99	Pass	
HT20	MCS0	2	52	Full	5260	0.00	0.00	16.22	16.72	19.49	23.98	0.12		26.99	Pass	
HT20	MCS0	2	60	Full	5300	0.00	0.00	16.34	16.40	19.38	23.98	0.12		26.99	Pass	
HT20	MCS0	2	64	Full	5320	0.00	0.00	16.58	16.25	19.43	23.98	0.12		26.99	Pass	
HT40	MCS0	2	54	Full	5270	0.00	0.00	16.64	16.98	19.82	23.98	0.12		26.99	Pass	
HT40	MCS0	2	62	Full	5310	0.00	0.00	15.28	14.76	18.04	23.98	0.12		26.99	Pass	
VHT20	MCS0	2	52	Full	5260	0.00	0.00	16.20	16.68	19.46	23.98	0.12		26.99	Pass	
VHT20	MCS0	2	60	Full	5300	0.00	0.00	16.32	16.36	19.35	23.98	0.12		26.99	Pass	
VHT20	MCS0	2	64	Full	5320	0.00	0.00	16.56	16.21	19.40	23.98	0.12		26.99	Pass	
VHT40	MCS0	2	54	Full	5270	0.00	0.00	16.60	16.92	19.77	23.98	0.12		26.99	Pass	
VHT40	MCS0	2	62	Full	5310	0.00	0.00	15.23	14.70	17.98	23.98	0.12		26.99	Pass	
VHT80	MCS0	2	58	Full	5290	0.00	0.00	15.52	15.28	18.41	23.98	0.12		26.99	Pass	
HE20	MCS0	2	52	Full	5260	0.00	0.00	16.37	16.81	19.61	23.98	0.12		26.99	Pass	
				26/0		0.00	0.00	8.73	8.24	11.50	23.98	0.12		26.99	Pass	
				52/37		0.00	0.00	11.25	11.21	14.24	23.98	0.12		26.99	Pass	
				106/53		0.00	0.00	14.13	14.17	17.16	23.98	0.12		26.99	Pass	
			64	Full	5320	0.00	0.00	16.45	16.48	19.48	23.98	0.12		26.99	Pass	
				26/8		0.00	0.00	8.82	8.11	11.49	23.98	0.12		26.99	Pass	
				52/40		0.00	0.00	10.94	10.63	13.80	23.98	0.12		26.99	Pass	
				106/54		0.00	0.00	14.27	13.75	17.03	23.98	0.12		26.99	Pass	
HE40	MCS0	2	54	Full	5270	0.00	0.00	16.76	17.06	19.92	23.98	0.12		26.99	Pass	
			62	Full	5310	0.00	0.00	15.37	14.83	18.12	23.98	0.12		26.99	Pass	
HE80	MCS0	2	58	Full	5290	0.00	0.00	15.59	15.39	18.50	23.98	0.12		26.99	Pass	

TEST RESULTS DATA
Power Spectral Density

FCC U-NII-2A															
Mod.	Data Rate	NTX	CH.	RU Config	Freq. (MHz)	Duty Factor (dB)		Average Power Density (dBm/MHz)			Average PSD Limit (dBm/MHz)		DG (dBi)		Pass /Fail
						Ant 5	Ant 6	Ant 5	Ant 6	SUM	Ant 5	Ant 6	Ant 5	Ant 6	
11a	6Mbps	2	52	Full	5260	0.02	0.04			8.64	11.00	2.79			Pass
11a	6Mbps	2	60	Full	5300	0.02	0.04			8.60	11.00	2.79			Pass
11a	6Mbps	2	64	Full	5320	0.02	0.04			8.64	11.00	2.79			Pass
HE20	MCS0	2	52	Full	5260	0.00	0.00			8.05	11.00	2.79			Pass
				26/0		0.00	0.00			7.69	11.00	2.79			Pass
				52/37		0.00	0.00			7.75	11.00	2.79			Pass
				106/53		0.00	0.00			7.99	11.00	2.79			Pass
HE20	MCS0	2	60	Full	5300	0.00	0.00			8.02	11.00	2.79			Pass
HE20	MCS0	2	64	Full	5320	0.00	0.00			8.09	11.00	2.79			Pass
				26/8		0.00	0.00			8.05	11.00	2.79			Pass
				52/40		0.00	0.00			7.52	11.00	2.79			Pass
				106/54		0.00	0.00			7.76	11.00	2.79			Pass
HE40	MCS0	2	54	Full	5270	0.00	0.00			5.98	11.00	2.79			Pass
HE40	MCS0	2	62	Full	5310	0.00	0.00			5.95	11.00	2.79			Pass
HE80	MCS0	2	58	Full	5290	0.00	0.00			2.09	11.00	2.79			Pass

TEST RESULTS DATA
26dB and 99% OBW

FCC U-NII-2C											
Mod.	Data Rate	NTX	CH.	Freq. (MHz)	99% Bandwidth (MHz)		26 dB Bandwidth (MHz)		FCC 26dB Bandwidth Power Limit (dBm)		Note
					Ant 5	Ant 6	Ant 5	Ant 6	Ant 5	Ant 6	
11a	6Mbps	2	100	5500	16.28	16.33	19.60	19.30	23.86		
11a	6Mbps	2	116	5580	16.28	16.33	19.55	19.30	23.86		
11a	6Mbps	2	140	5700	16.28	16.33	19.05	19.30	23.80		
11a	6Mbps	2	144	5720	16.28	16.33	19.10	19.40	23.81		
HE20	MCS0	2	100	5500	18.88	18.88	21.00	21.10	23.98		
HE20	MCS0	2	116	5580	18.88	18.83	21.05	21.10	23.98		
HE20	MCS0	2	140	5700	18.83	18.83	20.95	20.95	23.98		
HE20	MCS0	2	144	5720	18.88	18.83	21.00	21.10	23.98		
HE40	MCS0	2	102	5510	37.86	37.66	40.41	40.23	23.98		
HE40	MCS0	2	110	5550	37.86	37.66	40.05	40.50	23.98		
HE40	MCS0	2	134	5670	37.86	37.66	40.41	40.59	23.98		
HE40	MCS0	2	142	5710	37.76	37.76	40.32	40.23	23.98		
HE80	MCS0	2	106	5530	76.96	76.72	81.76	81.28	23.98		
HE80	MCS0	2	122	5610	76.84	76.84	81.76	81.28	23.98		
HE80	MCS0	2	138	5690	76.84	76.72	81.44	81.44	23.98		
HE160	MCS0	2	114	5570	155.84	155.36	164.80	163.84	23.98		

TEST RESULTS DATA
Average Power Table

FCC U-NII-2C																
Mod.	Data Rate	NTX	CH.	RU Config	Freq. (MHz)	Duty Factor (dB)		Average Conducted Power (dBm)			FCC Conducted Power Limit (dBm)		DG (dBi)		EIRP Power Limit (dBm)	Pass/Fail
						Ant 5	Ant 6	Ant 5	Ant 6	SUM	Ant 5	Ant 6	Ant 5	Ant 6		
11a	6Mbps	2	100	Full	5500	0.02	0.04	16.17	16.25	19.23	23.86		-0.23	26.99	Pass	
11a	6Mbps	2	116	Full	5580	0.02	0.04	16.05	16.16	19.12	23.86		-0.23	26.99	Pass	
11a	6Mbps	2	140	Full	5700	0.02	0.04	16.10	16.16	19.15	23.80		-0.23	26.99	Pass	
11a	6Mbps	2	144	Full	5720	0.02	0.04	16.12	16.26	19.21	23.81		-0.23	26.99	Pass	
HT20	MCS0	2	100	Full	5500	0.00	0.00	16.04	16.23	19.15	23.98		-0.23	26.99	Pass	
HT20	MCS0	2	116	Full	5580	0.00	0.00	16.05	16.19	19.13	23.98		-0.23	26.99	Pass	
HT20	MCS0	2	140	Full	5700	0.00	0.00	15.08	15.15	18.13	23.98		-0.23	26.99	Pass	
HT20	MCS0	2	144	Full	5720	0.00	0.00	16.54	16.69	19.63	23.98		-0.23	26.99	Pass	
HT40	MCS0	2	102	Full	5510	0.00	0.00	16.18	16.63	19.42	23.98		-0.23	26.99	Pass	
HT40	MCS0	2	110	Full	5550	0.00	0.00	16.03	16.64	19.36	23.98		-0.23	26.99	Pass	
HT40	MCS0	2	134	Full	5670	0.00	0.00	16.06	16.57	19.33	23.98		-0.23	26.99	Pass	
HT40	MCS0	2	142	Full	5710	0.00	0.00	16.25	16.34	19.31	23.98		-0.23	26.99	Pass	
VHT20	MCS0	2	100	Full	5500	0.00	0.00	16.04	16.20	19.13	23.98		-0.23	26.99	Pass	
VHT20	MCS0	2	116	Full	5580	0.00	0.00	16.02	16.13	19.09	23.98		-0.23	26.99	Pass	
VHT20	MCS0	2	140	Full	5700	0.00	0.00	15.05	15.10	18.09	23.98		-0.23	26.99	Pass	
VHT20	MCS0	2	144	Full	5720	0.00	0.00	16.50	16.62	19.57	23.98		-0.23	26.99	Pass	
VHT40	MCS0	2	102	Full	5510	0.00	0.00	16.14	16.57	19.37	23.98		-0.23	26.99	Pass	
VHT40	MCS0	2	110	Full	5550	0.00	0.00	16.01	16.60	19.33	23.98		-0.23	26.99	Pass	
VHT40	MCS0	2	134	Full	5670	0.00	0.00	16.03	16.51	19.29	23.98		-0.23	26.99	Pass	
VHT40	MCS0	2	142	Full	5710	0.00	0.00	16.21	16.29	19.26	23.98		-0.23	26.99	Pass	
VHT80	MCS0	2	106	Full	5530	0.00	0.00	15.27	15.46	18.38	23.98		-0.23	26.99	Pass	
VHT80	MCS0	2	122	Full	5610	0.00	0.00	15.02	15.29	18.17	23.98		-0.23	26.99	Pass	
VHT80	MCS0	2	138	Full	5690	0.00	0.00	15.63	15.57	18.61	23.98		-0.23	26.99	Pass	
VHT160	MCS0	2	114	Full	5570	0.03	0.04	14.82	14.66	17.75	23.98		-0.23	26.99	Pass	
HE20	MCS0	2	100	Full	5500	0.00	0.00	16.09	16.33	19.22	23.98		-0.23	26.99	Pass	
				26/0		0.00	0.00	8.16	7.49	10.85	23.98		-0.23	26.99	Pass	
				52/37		0.00	0.00	10.67	10.41	13.55	23.98		-0.23	26.99	Pass	
				106/53		0.00	0.00	13.90	13.95	16.94	23.98		-0.23	26.99	Pass	
			116	Full	5580	0.00	0.00	16.07	16.27	19.18	23.98		-0.23	26.99	Pass	
				Full		0.00	0.00	15.13	15.19	18.17	23.98		-0.23	26.99	Pass	
				26/8		0.00	0.00	8.41	8.67	11.55	23.98		-0.23	26.99	Pass	
				52/40		0.00	0.00	10.20	10.66	13.45	23.98		-0.23	26.99	Pass	
			140	106/54	5700	0.00	0.00	14.10	14.26	17.19	23.98		-0.23	26.99	Pass	
				Full		0.00	0.00	16.64	16.80	19.73	23.98		-0.23	26.99	Pass	
				26/8		0.00	0.00	7.89	8.62	11.28	23.98		-0.23	26.99	Pass	
				52/40		0.00	0.00	11.12	11.60	14.38	23.98		-0.23	26.99	Pass	
144	106/54	5720	0.00	0.00	14.13	14.35	17.25	23.98		-0.23	26.99	Pass				
	Full		0.00	0.00	16.64	16.80	19.73	23.98		-0.23	26.99	Pass				
	26/8		0.00	0.00	7.89	8.62	11.28	23.98		-0.23	26.99	Pass				
	52/40		0.00	0.00	11.12	11.60	14.38	23.98		-0.23	26.99	Pass				
HE40	MCS0	2	102	Full	5510	0.00	0.00	16.25	16.72	19.50	23.98		-0.23	26.99	Pass	
			110	Full	5550	0.00	0.00	16.11	16.73	19.44	23.98		-0.23	26.99	Pass	
			134	Full	5670	0.00	0.00	16.13	16.66	19.41	23.98		-0.23	26.99	Pass	
			142	Full	5710	0.00	0.00	16.34	16.42	19.39	23.98		-0.23	26.99	Pass	
HE80	MCS0	2	106	Full	5530	0.00	0.00	15.34	15.53	18.45	23.98		-0.23	26.99	Pass	
			122	Full	5610	0.00	0.00	15.07	15.36	18.23	23.98		-0.23	26.99	Pass	
			138	Full	5690	0.00	0.00	15.73	15.63	18.69	23.98		-0.23	26.99	Pass	
HE160	MCS0	2	114	Full	5570	0.03	0.04	14.88	14.70	17.80	23.98		-0.23	26.99	Pass	

TEST RESULTS DATA
Power Spectral Density

FCC U-NII-2C															
Mod.	Data Rate	NTX	CH.		Freq. (MHz)	Duty Factor (dB)		Average Power Density (dBm/MHz)			Average PSD Limit (dBm/MHz)		DG (dBi)		Pass /Fail
						Ant 5	Ant 6	Ant 5	Ant 6	SUM	Ant 5	Ant 6	Ant 5	Ant 6	
11a	6Mbps	2	100	Full	5500	0.02	0.04			8.73	11.00		2.74		Pass
11a	6Mbps	2	116	Full	5580	0.02	0.04			8.24	11.00		2.74		Pass
11a	6Mbps	2	140	Full	5700	0.02	0.04			8.28	11.00		2.74		Pass
11a	6Mbps	2	144	Full	5720	0.02	0.04			8.21	11.00		2.74		Pass
HE20	MCS0	2	100	Full	5500	0.00	0.00			8.15	11.00		2.74		Pass
				26/0		0.00	0.00			7.63	11.00		2.74		Pass
				52/37		0.00	0.00			7.85	11.00		2.74		Pass
				106/53		0.00	0.00			8.03	11.00		2.74		Pass
HE20	MCS0	2	116	Full	5580	0.00	0.00			7.85	11.00		2.74		Pass
HE20	MCS0	2	140	Full	5700	0.00	0.00			8.38	11.00		2.74		Pass
				26/8		0.00	0.00			8.04	11.00		2.74		Pass
				52/40		0.00	0.00			6.65	11.00		2.74		Pass
				106/54		0.00	0.00			7.99	11.00		2.74		Pass
HE20	MCS0	2	144	Full	5720	0.00	0.00			8.35	11.00		2.74		Pass
				26/8		0.00	0.00			7.75	11.00		2.74		Pass
				52/40		0.00	0.00			7.97	11.00		2.74		Pass
				106/54		0.00	0.00			7.80	11.00		2.74		Pass
HE40	MCS0	2	102	Full	5510	0.00	0.00			5.88	11.00		2.74		Pass
HE40	MCS0	2	110	Full	5550	0.00	0.00			5.56	11.00		2.74		Pass
HE40	MCS0	2	134	Full	5670	0.00	0.00			5.35	11.00		2.74		Pass
HE40	MCS0	2	142	Full	5710	0.00	0.00			5.19	11.00		2.74		Pass
HE80	MCS0	2	106	Full	5530	0.00	0.00			2.32	11.00		2.74		Pass
HE80	MCS0	2	122	Full	5610	0.00	0.00			1.65	11.00		2.74		Pass
HE80	MCS0	2	138	Full	5690	0.00	0.00			2.17	11.00		2.74		Pass
HE160	MCS0	2	114	Full	5570	0.03	0.04			-0.93	11.00		2.74		Pass

TEST RESULTS DATA
6dB and 26dB EBW and 99% OBW

U-NII-3													
Mod.	Data Rate	NTX	CH.	Freq. (MHz)	99% Bandwidth (MHz)		26dB Bandwidth (MHz)		6 dB Bandwidth (MHz)		6 dB Bandwidth Min. Limit (MHz)		Pass/Fail
					Ant 5	Ant 6	Ant 5	Ant 6	Ant 5	Ant 6	Ant 5	Ant 6	
11a	6Mbps	2	149	5745	16.28	16.38	19.25	18.95	15.05	15.15	0.5		Pass
11a	6Mbps	2	157	5785	16.28	16.33	19.55	19.15	14.45	15.10	0.5		Pass
11a	6Mbps	2	165	5825	16.28	16.33	19.70	19.20	15.10	15.15	0.5		Pass
HE20	MCS0	2	149	5745	18.93	18.83	21.15	20.95	15.55	15.25	0.5		Pass
HE20	MCS0	2	157	5785	18.83	18.83	20.95	21.05	18.35	15.55	0.5		Pass
HE20	MCS0	2	165	5825	18.88	18.83	21.05	20.90	16.65	17.50	0.5		Pass
HE40	MCS0	2	151	5755	37.76	37.76	40.59	40.59	35.64	35.10	0.5		Pass
HE40	MCS0	2	159	5795	37.76	37.76	40.50	40.41	35.91	35.10	0.5		Pass
HE80	MCS0	2	155	5775	76.72	76.84	81.76	80.96	71.36	72.64	0.5		Pass

TEST RESULTS DATA
Average Power Table

U-NII-3															
Mod.	Data Rate	NTx	CH.	RU Config	Freq. (MHz)	Duty Factor (dB)		Average Conducted Power (dBm)			FCC Conducted Power Limit (dBm)		DG (dBi)		Pass/Fail
						Ant 5	Ant 6	Ant 5	Ant 6	SUM	Ant 5	Ant 6	Ant 5	Ant 6	
11a	6Mbps	2	149	Full	5745	0.03	0.04	16.46	16.61	19.55	30.00	-0.87		Pass	
11a	6Mbps	2	157	Full	5785	0.03	0.04	16.27	16.48	19.39	30.00	-0.87		Pass	
11a	6Mbps	2	165	Full	5825	0.03	0.04	16.19	16.70	19.47	30.00	-0.87		Pass	
HT20	MCS0	2	149	Full	5745	0.00	0.00	16.36	16.41	19.40	30.00	-0.87		Pass	
HT20	MCS0	2	157	Full	5785	0.00	0.00	16.22	16.23	19.24	30.00	-0.87		Pass	
HT20	MCS0	2	165	Full	5825	0.00	0.00	16.10	16.50	19.31	30.00	-0.87		Pass	
HT40	MCS0	2	151	Full	5755	0.00	0.00	16.33	16.61	19.48	30.00	-0.87		Pass	
HT40	MCS0	2	159	Full	5795	0.00	0.00	16.12	16.19	19.17	30.00	-0.87		Pass	
VHT20	MCS0	2	149	Full	5745	0.00	0.00	16.33	16.37	19.36	30.00	-0.87		Pass	
VHT20	MCS0	2	157	Full	5785	0.00	0.00	16.20	16.20	19.21	30.00	-0.87		Pass	
VHT20	MCS0	2	165	Full	5825	0.00	0.00	16.07	16.44	19.27	30.00	-0.87		Pass	
VHT40	MCS0	2	151	Full	5755	0.00	0.00	16.28	16.56	19.43	30.00	-0.87		Pass	
VHT40	MCS0	2	159	Full	5795	0.00	0.00	16.07	16.15	19.12	30.00	-0.87		Pass	
VHT80	MCS0	2	155	Full	5775	0.00	0.00	15.17	15.36	18.28	30.00	-0.87		Pass	
HE20	MCS0	2	149	Full	5745	0.00	0.00	16.41	16.46	19.45	30.00	-0.87		Pass	
HE20	MCS0	2	149	26/0	5745	0.00	0.00	9.02	8.03	11.56	30.00	-0.87		Pass	
HE20	MCS0	2	149	52/37	5745	0.00	0.00	11.46	10.96	14.23	30.00	-0.87		Pass	
HE20	MCS0	2	149	106/53	5745	0.00	0.00	14.21	14.22	17.23	30.00	-0.87		Pass	
HE20	MCS0	2	157	Full	5785	0.00	0.00	16.26	16.28	19.28	30.00	-0.87		Pass	
HE20	MCS0	2	165	Full	5825	0.00	0.00	16.14	16.54	19.35	30.00	-0.87		Pass	
HE20	MCS0	2	165	26/8	5825	0.00	0.00	8.62	8.91	11.78	30.00	-0.87		Pass	
HE20	MCS0	2	165	52/40	5825	0.00	0.00	10.86	11.65	14.28	30.00	-0.87		Pass	
HE20	MCS0	2	165	106/54	5825	0.00	0.00	14.46	14.70	17.59	30.00	-0.87		Pass	
HE40	MCS0	2	151	Full	5755	0.00	0.00	16.39	16.66	19.54	30.00	-0.87		Pass	
HE40	MCS0	2	159	Full	5795	0.00	0.00	16.17	16.24	19.22	30.00	-0.87		Pass	
HE80	MCS0	2	155	Full	5775	0.00	0.00	15.22	15.41	18.33	30.00	-0.87		Pass	

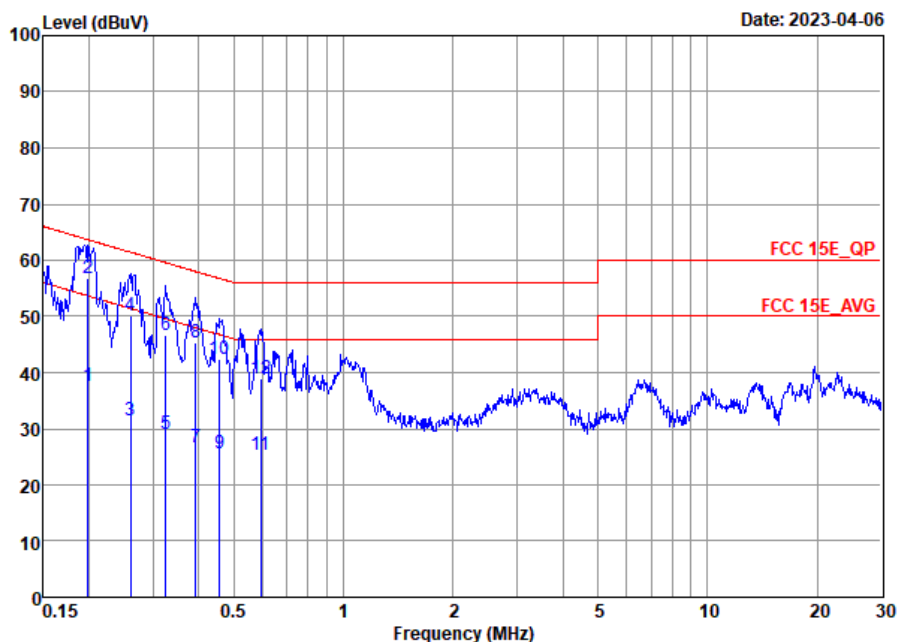
TEST RESULTS DATA
Power Spectral Density

U-NII-3																	
Mod.	Data Rate	NTx	CH.	RU Config	Freq. (MHz)	Duty Factor (dB)		10log (500kHz /RBW) Factor (dB)		Average Power Density (dBm/500kHz)			Average PSD Limit (dBm/500kHz)		DG (dBi)		Pass /Fail
						Ant 5	Ant 6	Ant 5	Ant 6	Ant 5	Ant 6	SUM	Ant 5	Ant 6	Ant 5	Ant 6	
11a	6Mbps	2	149	Full	5745	0.03	0.04	2.22			6.36	30.00		1.92		Pass	
11a	6Mbps	2	157	Full	5785	0.03	0.04	2.22			6.48	30.00		1.92		Pass	
11a	6Mbps	2	165	Full	5825	0.03	0.04	2.22			6.54	30.00		1.92		Pass	
HE20	MCS0	2	149	Full	5745	0.00	0.00	2.22			5.87	30.00		1.92		Pass	
HE20	MCS0	2	149	26/0	5745	0.00	0.00	2.22			5.83	30.00		1.92		Pass	
HE20	MCS0	2	149	52/37	5745	0.00	0.00	2.22			5.51	30.00		1.92		Pass	
HE20	MCS0	2	149	106/53	5745	0.00	0.00	2.22			5.53	30.00		1.92		Pass	
HE20	MCS0	2	157	Full	5785	0.00	0.00	2.22			5.85	30.00		1.92		Pass	
HE20	MCS0	2	165	Full	5825	0.00	0.00	2.22			6.06	30.00		1.92		Pass	
HE20	MCS0	2	165	26/8	5825	0.00	0.00	2.22			5.96	30.00		1.92		Pass	
HE20	MCS0	2	165	52/40	5825	0.00	0.00	2.22			5.78	30.00		1.92		Pass	
HE20	MCS0	2	165	106/54	5825	0.00	0.00	2.22			5.84	30.00		1.92		Pass	
HE40	MCS0	2	151	Full	5755	0.00	0.00	2.22			3.04	30.00		1.92		Pass	
HE40	MCS0	2	159	Full	5795	0.00	0.00	2.22			2.91	30.00		1.92		Pass	
HE80	MCS0	2	155	Full	5775	0.00	0.00	2.22			-0.61	30.00		1.92		Pass	



Appendix B. AC Conducted Emission Test Results

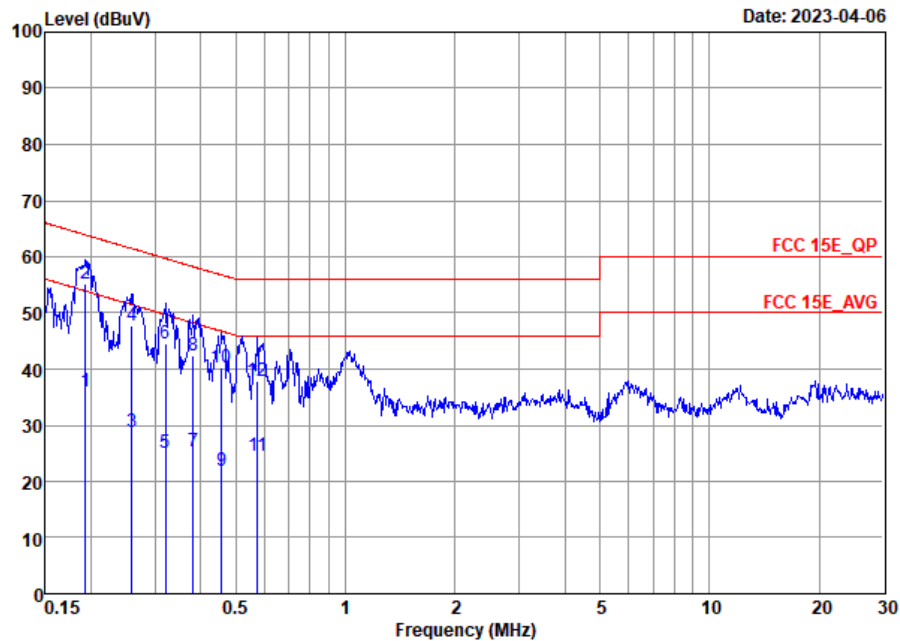
Test Engineer :	Lily Qiu	Temperature :	22~24°C
		Relative Humidity :	44~50%
Test Voltage :	120Vac / 60Hz	Phase :	Line
Remark :	All emissions not reported here are more than 10 dB below the prescribed limit.		



Site : CO01-SZ
Condition: FCC 15E_QP LISN_20220811_ L LINE

	Freq	Level	Over Limit	Limit Line	Read Level	LISN Factor	Cable Loss	Remark
	MHz	dBuV	dB	dBuV	dBuV	dB	dB	
1	0.20	37.47	-16.20	53.67	17.10	10.20	10.17	Average
2 *	0.20	56.67	-7.00	63.67	36.30	10.20	10.17	QP
3	0.26	31.52	-19.90	51.42	10.69	10.18	10.65	Average
4	0.26	50.02	-11.40	61.42	29.19	10.18	10.65	QP
5	0.33	29.18	-20.39	49.57	8.00	10.12	11.06	Average
6	0.33	46.78	-12.79	59.57	25.60	10.12	11.06	QP
7	0.39	26.62	-21.37	47.99	5.10	10.10	11.42	Average
8	0.39	45.22	-12.77	57.99	23.70	10.10	11.42	QP
9	0.46	25.61	-21.15	46.76	3.81	10.11	11.69	Average
10	0.46	42.31	-14.45	56.76	20.51	10.11	11.69	QP
11	0.59	25.46	-20.54	46.00	3.90	10.10	11.46	Average
12	0.59	38.86	-17.14	56.00	17.30	10.10	11.46	QP

Test Engineer :	Lily Qiu	Temperature :	22~24°C
		Relative Humidity :	44~50%
Test Voltage :	120Vac / 60Hz	Phase :	Neutral
Remark :	All emissions not reported here are more than 10 dB below the prescribed limit.		



Site : CO01-SZ
Condition: FCC 15E_QP LISN_20220811_ N NEUTRAL

	Freq	Level	Over Limit	Limit Line	Read Level	LISN Factor	Cable Loss	Remark
	MHz	dBuV	dB	dBuV	dBuV	dB	dB	
1	0.19	36.12	-17.77	53.89	15.60	10.29	10.23	Average
2 *	0.19	55.22	-8.67	63.89	34.70	10.29	10.23	QP
3	0.26	28.88	-22.59	51.47	8.01	10.24	10.63	Average
4	0.26	47.68	-13.79	61.47	26.81	10.24	10.63	QP
5	0.32	25.02	-24.69	49.71	3.80	10.19	11.03	Average
6	0.32	44.42	-15.29	59.71	23.20	10.19	11.03	QP
7	0.38	25.44	-22.81	48.25	3.90	10.18	11.36	Average
8	0.38	42.44	-15.81	58.25	20.90	10.18	11.36	QP
9	0.46	21.98	-24.78	46.76	0.10	10.19	11.69	Average
10	0.46	40.18	-16.58	56.76	18.30	10.19	11.69	QP
11	0.57	24.67	-21.33	46.00	2.90	10.23	11.54	Average
12	0.57	37.97	-18.03	56.00	16.20	10.23	11.54	QP

Note:

- Level(dBμV) = Read Level(dBμV) + LISN Factor(dB) + Cable Loss(dB)
- Over Limit(dB) = Level(dBμV) – Limit Line(dBμV)



Appendix C. Radiated Spurious Emission

Radiated Spurious Emission Test Data

Test Engineer :	Zhaohui Liang	Relative Humidity :	50%
		Temperature :	20~22°C

Radiated Spurious Emission Test Modes

Mode	Band	Band (GHz)	Antenna	Modulation	Channel	Frequency	Data Rate	RU	Remark
Mode 1	U-NII-1	5.15-5.25	5+6	802.11a	36	5180	6Mbps	-	-
Mode 2	U-NII-1	5.15-5.25	5+6	802.11a	44	5220	6Mbps	-	-
Mode 3	U-NII-1	5.15-5.25	5+6	802.11a	48	5240	6Mbps	-	-
Mode 4	U-NII-2A	5.25-5.35	5+6	802.11a	52	5280	6Mbps	-	-
Mode 5	U-NII-2A	5.25-5.35	5+6	802.11a	60	5300	6Mbps	-	-
Mode 6	U-NII-2A	5.25-5.35	5+6	802.11a	64	5320	6Mbps	-	-
Mode 7	U-NII-2C	5.47-5.725	5+6	802.11a	100	5500	6Mbps	-	-
Mode 8	U-NII-2C	5.47-5.725	5+6	802.11a	116	5580	6Mbps	-	-
Mode 9	U-NII-2C	5.47-5.725	5+6	802.11a	140	5700	6Mbps	-	-
Mode 10	U-NII-1	5.15-5.25	5+6	802.11ax HE20	36	5180	MCS0	Full	-
Mode 11	U-NII-1	5.15-5.25	5+6	802.11ax HE20	44	5220	MCS0	Full	-
Mode 12	U-NII-1	5.15-5.25	5+6	802.11ax HE20	48	5240	MCS0	Full	-
Mode 13	U-NII-2A	5.25-5.35	5+6	802.11ax HE20	52	5280	MCS0	Full	-
Mode 14	U-NII-2A	5.25-5.35	5+6	802.11ax HE20	60	5300	MCS0	Full	-
Mode 15	U-NII-2A	5.25-5.35	5+6	802.11ax HE20	64	5320	MCS0	Full	-
Mode 16	U-NII-2C	5.47-5.725	5+6	802.11ax HE20	100	5500	MCS0	Full	-
Mode 17	U-NII-2C	5.47-5.725	5+6	802.11ax HE20	116	5580	MCS0	Full	-
Mode 18	U-NII-2C	5.47-5.725	5+6	802.11ax HE20	140	5700	MCS0	Full	-
Mode 19	U-NII-1	5.15-5.25	5+6	802.11ax HE40	38	5190	MCS0	Full	-
Mode 20	U-NII-1	5.15-5.25	5+6	802.11ax HE40	46	5230	MCS0	Full	-
Mode 21	U-NII-2A	5.25-5.35	5+6	802.11ax HE40	54	5270	MCS0	Full	-
Mode 22	U-NII-2A	5.25-5.35	5+6	802.11ax HE40	62	5310	MCS0	Full	-
Mode 23	U-NII-2C	5.47-5.725	5+6	802.11ax HE40	102	5510	MCS0	Full	-
Mode 24	U-NII-2C	5.47-5.725	5+6	802.11ax HE40	110	5550	MCS0	Full	-
Mode 25	U-NII-2C	5.47-5.725	5+6	802.11ax HE40	134	5670	MCS0	Full	-
Mode 26	U-NII-1	5.15-5.25	5+6	802.11ax HE80	42	5210	MCS0	Full	-
Mode 27	U-NII-2A	5.25-5.35	5+6	802.11ax HE80	58	5290	MCS0	Full	-
Mode 28	U-NII-2C	5.47-5.725	5+6	802.11ax HE80	106	5530	MCS0	Full	-
Mode 29	U-NII-2C	5.47-5.725	5+6	802.11ax HE80	122	5610	MCS0	Full	-
Mode 30	U-NII-2A	5.25-5.35	5+6	802.11ax HE160	50	5250	MCS0	Full	-
Mode 31	U-NII-2C	5.47-5.725	5+6	802.11ax HE160	114	5570	MCS0	Full	-



Mode	Band	Band (GHz)	Antenna	Modulation	Channel	Frequency	Data Rate	RU	Remark
Mode 32	U-NII-3	5.725-5.85	5+6	802.11a	149	5745	6Mbps	-	-
Mode 33	U-NII-3	5.725-5.85	5+6	802.11a	157	5785	6Mbps	-	-
Mode 34	U-NII-3	5.725-5.85	5+6	802.11a	165	5825	6Mbps	-	-
Mode 35	U-NII-3	5.725-5.85	5+6	802.11ax HE20	149	5745	MCS0	Full	-
Mode 36	U-NII-3	5.725-5.85	5+6	802.11ax HE20	157	5785	MCS0	Full	-
Mode 37	U-NII-3	5.725-5.85	5+6	802.11ax HE20	165	5825	MCS0	Full	-
Mode 38	U-NII-3	5.725-5.85	5+6	802.11ax HE40	151	5755	MCS0	Full	-
Mode 39	U-NII-3	5.725-5.85	5+6	802.11ax HE40	159	5795	MCS0	Full	-
Mode 40	U-NII-3	5.725-5.85	5+6	802.11ax HE80	155	5775	MCS0	Full	-
Mode 41	U-NII-1	5.15-5.25	5+6	802.11ax HE20	36	5180	MCS0	Partial RU 106/53	-
Mode 42	U-NII-2A	5.25-5.35	5+6	802.11ax HE20	64	5320	MCS0	Partial RU 26/8	-
Mode 43	U-NII-2C	5.47-5.725	5+6	802.11ax HE20	100	5500	MCS0	Partial RU 106/53	-
Mode 44	U-NII-2C	5.47-5.725	5+6	802.11ax HE20	140	5700	MCS0	Partial RU 52/40	-
Mode 45	U-NII-3	5.725-5.85	5+6	802.11ax HE20	149	5745	MCS0	Partial RU 26/0	-
Mode 46	U-NII-3	5.725-5.85	5+6	802.11ax HE20	165	5825	MCS0	Partial RU 26/8	-
Mode 51	-	-	5+6	802.11a	140	5700	6Mbps	-	LF
Mode 52	-	-	5+6	802.11ax HE80	155	5775	MCS0	-	LF



Summary of each worse mode

Mode	Modulation	Ch.	Freq. (MHz)	Level (dBuV/m)	Limit (dBuV/m)	Margin (dB)	Pol.	Peak Avg.	Result	Remark
1	802.11a	36	5148.32	48.68	54.00	-5.32	H	AVERAGE	Pass	Band Edge
1	802.11a	36	10360.00	50.94	68.30	-17.36	H	Peak	Pass	Harmonic
2	802.11a	44	-	-	-	-	-	-	-	Band Edge
2	802.11a	44	10440.00	50.35	68.30	-17.95	H	Peak	Pass	Harmonic
3	802.11a	48	-	-	-	-	-	-	-	Band Edge
3	802.11a	48	10480.00	49.87	68.30	-18.43	H	Peak	Pass	Harmonic
4	802.11a	52	-	-	-	-	-	-	-	Band Edge
4	802.11a	52	10520.00	51.54	68.30	-16.76	V	Peak	Pass	Harmonic
5	802.11a	60	-	-	-	-	-	-	-	Band Edge
5	802.11a	60	15900.00	47.96	74.00	-26.04	V	Peak	Pass	Harmonic
6	802.11a	64	5350.38	41.85	54.00	-12.15	H	AVERAGE	Pass	Band Edge
6	802.11a	64	10640.00	47.99	74.00	-26.01	V	Peak	Pass	Harmonic
7	802.11a	100	5465.50	55.92	68.30	-12.38	V	PEAK	Pass	Band Edge
7	802.11a	100	16500.00	52.15	68.30	-16.15	V	Peak	Pass	Harmonic
8	802.11a	116	-	-	-	-	-	-	-	Band Edge
8	802.11a	116	16740.00	47.70	68.30	-20.60	V	Peak	Pass	Harmonic
9	802.11a	140	5725.87	65.23	68.30	-3.07	H	PEAK	Pass	Band Edge
9	802.11a	140	16740.00	48.74	68.30	-19.56	V	Peak	Pass	Harmonic
10	802.11ax HE20	36	5149.94	50.08	54.00	-3.92	H	AVERAGE	Pass	Band Edge
10	802.11ax HE20	36	10360.00	49.17	68.30	-19.13	V	Peak	Pass	Harmonic
11	802.11ax HE20	44	-	-	-	-	-	-	-	Band Edge
11	802.11ax HE20	44	10440.00	48.04	68.30	-20.26	V	Peak	Pass	Harmonic
12	802.11ax HE20	48	-	-	-	-	-	-	-	Band Edge
12	802.11ax HE20	48	10480.00	48.84	68.30	-19.46	V	Peak	Pass	Harmonic
13	802.11ax HE20	52	-	-	-	-	-	-	-	Band Edge
13	802.11ax HE20	52	10520.00	48.78	68.30	-19.52	H	Peak	Pass	Harmonic
14	802.11ax HE20	60	-	-	-	-	-	-	-	Band Edge
14	802.11ax HE20	60	15900.00	47.98	74.00	-26.02	H	Peak	Pass	Harmonic
15	802.11ax HE20	64	5350.66	42.94	54.00	-11.06	H	AVERAGE	Pass	Band Edge
15	802.11ax HE20	64	10640.00	47.80	74.00	-26.20	H	Peak	Pass	Harmonic
16	802.11ax HE20	100	5469.25	57.81	68.30	-10.49	V	PEAK	Pass	Band Edge
16	802.11ax HE20	100	16500.00	48.87	68.30	-19.43	H	Peak	Pass	Harmonic
17	802.11ax HE20	116	-	-	-	-	-	-	-	Band Edge
17	802.11ax HE20	116	16740.00	47.80	68.30	-20.50	V	Peak	Pass	Harmonic
18	802.11ax HE20	140	5725.48	62.59	68.30	-5.71	V	PEAK	Pass	Band Edge
18	802.11ax HE20	140	17100.00	48.74	68.30	-19.56	H	Peak	Pass	Harmonic
19	802.11ax HE40	38	5149.91	50.64	54.00	-3.36	H	AVERAGE	Pass	Band Edge
19	802.11ax HE40	38	10380.00	48.09	68.30	-20.21	H	Peak	Pass	Harmonic
20	802.11ax HE40	46	5145.82	43.44	54.00	-10.56	H	AVERAGE	Pass	Band Edge
20	802.11ax HE40	46	10460.00	47.64	68.30	-20.66	H	Peak	Pass	Harmonic
21	802.11ax HE40	54	5139.59	42.06	54.00	-11.94	H	AVERAGE	Pass	Band Edge
21	802.11ax HE40	54	10540.00	48.30	68.30	-20.00	V	Peak	Pass	Harmonic



22	802.11ax HE40	62	5351.40	49.97	54.00	-4.03	H	AVERAGE	Pass	Band Edge
22	802.11ax HE40	62	15930.00	47.90	74.00	-26.10	H	Peak	Pass	Harmonic
23	802.11ax HE40	102	5469.20	63.42	68.30	-4.88	H	PEAK	Pass	Band Edge
23	802.11ax HE40	102	16530.00	51.03	68.30	-17.27	H	Peak	Pass	Harmonic
24	802.11ax HE40	110	-	-	-	-	-	-	-	Band Edge
24	802.11ax HE40	110	16650.00	50.13	68.30	-18.17	H	Peak	Pass	Harmonic
25	802.11ax HE40	134	5729.38	59.37	68.30	-8.93	H	PEAK	Pass	Band Edge
25	802.11ax HE40	134	17010.00	51.27	68.30	-17.03	H	Peak	Pass	Harmonic
26	802.11ax HE80	42	5137.13	48.46	54.00	-5.54	H	AVERAGE	Pass	Band Edge
26	802.11ax HE80	42	10420.00	48.72	68.30	-19.58	H	Peak	Pass	Harmonic
27	802.11ax HE80	58	5354.43	50.63	54.00	-3.37	H	AVERAGE	Pass	Band Edge
27	802.11ax HE80	58	10580.00	49.48	68.30	-18.82	H	Peak	Pass	Harmonic
28	802.11ax HE80	106	5456.92	49.69	54.00	-4.31	H	AVERAGE	Pass	Band Edge
28	802.11ax HE80	106	16590.00	51.14	68.30	-17.16	V	Peak	Pass	Harmonic
29	802.11ax HE80	122	5459.72	42.94	54.00	-11.06	V	AVERAGE	Pass	Band Edge
29	802.11ax HE80	122	16830.00	49.55	68.30	-18.75	V	Peak	Pass	Harmonic
30	802.11ax HE160	50	5401.20	50.35	54.00	-3.65	H	AVERAGE	Pass	Band Edge
30	802.11ax HE160	50	10500.00	50.73	68.30	-17.57	H	Peak	Pass	Harmonic
31	802.11ax HE160	114	5418.86	49.64	54.00	-4.36	H	AVERAGE	Pass	Band Edge
31	802.11ax HE160	114	16710.00	50.66	68.30	-17.64	V	Peak	Pass	Harmonic
32	802.11a	149	5639.15	55.48	68.30	-12.82	V	PEAK	Pass	Band Edge
32	802.11a	149	17235.00	50.39	68.30	-17.91	H	Peak	Pass	Harmonic
33	802.11a	157	-	-	-	-	-	-	-	Band Edge
33	802.11a	157	17355.00	49.90	68.30	-18.40	H	Peak	Pass	Harmonic
34	802.11a	165	5938.00	54.82	68.30	-13.48	V	PEAK	Pass	Band Edge
34	802.11a	165	17475.00	50.36	68.30	-17.94	V	Peak	Pass	Harmonic
35	802.11ax HE20	149	5649.59	56.39	68.30	-11.91	V	PEAK	Pass	Band Edge
35	802.11ax HE20	149	17235.00	50.04	68.30	-18.26	V	Peak	Pass	Harmonic
36	802.11ax HE20	157	-	-	-	-	-	-	-	Band Edge
36	802.11ax HE20	157	17355.00	50.80	68.30	-17.50	H	Peak	Pass	Harmonic
37	802.11ax HE20	165	5947.00	54.47	68.30	-13.83	H	PEAK	Pass	Band Edge
37	802.11ax HE20	165	17475.00	50.71	68.30	-17.59	V	Peak	Pass	Harmonic
38	802.11ax HE40	151	5633.17	57.06	68.30	-11.24	H	PEAK	Pass	Band Edge
38	802.11ax HE40	151	17265.00	50.35	68.30	-17.95	H	Peak	Pass	Harmonic
39	802.11ax HE40	159	5637.64	56.27	68.30	-12.03	H	PEAK	Pass	Band Edge
39	802.11ax HE40	159	17385.00	50.46	68.30	-17.84	H	Peak	Pass	Harmonic
40	802.11ax HE80	155	5646.73	60.44	68.30	-7.86	H	PEAK	Pass	Band Edge
40	802.11ax HE80	155	17325.00	50.72	68.30	-17.58	H	Peak	Pass	Harmonic
41	802.11ax HE20	36	5149.94	46.17	54.00	-7.83	H	AVERAGE	Pass	Band Edge
41	802.11ax HE20	36	-	-	-	-	-	-	-	Harmonic
42	802.11ax HE20	64	5350.52	42.31	54.00	-11.69	H	AVERAGE	Pass	Band Edge
42	802.11ax HE20	64	-	-	-	-	-	-	-	Harmonic
43	802.11ax HE20	100	5469.85	59.70	68.30	-8.60	V	PEAK	Pass	Band Edge



43	802.11ax HE20	100	-	-	-	-	-	-	-	Harmonic
44	802.11ax HE20	140	5726.52	63.20	68.30	-5.10	H	PEAK	Pass	Band Edge
44	802.11ax HE20	140	-	-	-	-	-	-	-	Harmonic
45	802.11ax HE20	149	5638.57	55.74	68.30	-12.56	H	PEAK	Pass	Band Edge
45	802.11ax HE20	149	-	-	-	-	-	-	-	Harmonic
46	802.11ax HE20	165	5936.38	54.34	68.30	-13.96	V	PEAK	Pass	Band Edge
46	802.11ax HE20	165	-	-	-	-	-	-	-	Harmonic
51	Worse LF	(CH140)	34.85	31.78	40	-8.22	V	PEAK	Pass	LF
52	Worse LF	(CH155)	34.85	31.86	40	-8.14	V	PEAK	Pass	LF



<Simultaneous transmission>

802.11a CH140 5700MHz & 11ax HE20_CH01 2412MHz & Part96 B48 (Band Edge @ 3m)

WIFI Ant. 5+6	Note	Frequency (MHz)	Level (dBμV/m)	Margin (dB)	Limit Line (dBμV/m)	Read Level (dBμV)	Antenna Factor (dB/m)	Cable Loss (dB)	Preamp Factor (dB)	Ant Pos (cm)	Table Pos (deg)	Peak Avg. (P/A)	Pol. (H/V)
802. 11a CH140 5700MHz & 802. 11axHE20 CH01 2412MHz & Part96B48 Co-location	*	5700	107.96	---	---	93.58	35.08	11.66	32.36	244	36	P	H
	*	5700	100.5	---	---	86.12	35.08	11.66	32.36	244	36	P	H
		5725.88	63.2	-5.1	68.3	48.8	35.12	11.66	32.38	244	36	A	H
	*	5700	108.82	---	---	94.44	35.08	11.66	32.36	361	274	P	V
	*	5700	101.69	---	---	87.31	35.08	11.66	32.36	361	274	P	V
		5728.04	60.78	-7.52	68.3	46.38	35.12	11.66	32.38	361	274	A	V
Remark	1. No other spurious found. 2. All results are PASS against Peak and Average limit line.												

WIFI Ant. 5+6	Note	Frequency (MHz)	Level (dBμV/m)	Margin (dB)	Limit Line (dBμV/m)	Read Level (dBμV)	Antenna Factor (dB/m)	Cable Loss (dB)	Preamp Factor (dB)	Ant Pos (cm)	Table Pos (deg)	Peak Avg. (P/A)	Pol. (H/V)
802. 11a CH140 5700MHz & 802. 11axHE20 CH01 2412MHz & Part96B48 Co-location		2389.275	57.85	-16.15	74	49.86	32.26	7.8	32.07	152	322	P	H
		2389.8	47.4	-6.6	54	39.42	32.26	7.8	32.08	152	322	P	H
	*	2412	109.25	---	---	101.22	32.31	7.8	32.08	152	322	A	H
	*	2412	99.22	---	---	91.19	32.31	7.8	32.08	152	322	P	H
		2389.485	54.89	-19.11	74	46.9	32.26	7.8	32.07	279	265	P	V
		2389.8	44.29	-9.71	54	36.31	32.26	7.8	32.08	279	265	P	V
	*	2412	105.57	---	---	97.54	32.31	7.8	32.08	279	265	A	V
	*	2412	95.34	---	---	87.31	32.31	7.8	32.08	279	265	P	V
Remark	1. No other spurious found. 2. All results are PASS against Peak and Average limit line.												



802.11a CH140 5700MHz & 11ax HE20_CH01 2412MHz & Part96 B48 (Harmonic @ 3m)

WIFI	Note	Frequency	Level	Margin	Limit	Read	Antenna	Cable	Preamp	Ant	Table	Peak	Pol.
Ant. 5+6		(MHz)	(dBμV/m)	(dB)	(dBμV/m)	(dBμV)	(dB/m)	(dB)	(dB)	(cm)	(deg)	Avg. (P/A)	(H/V)
802. 11a CH140 5700MHz &802. 11axHE20 CH01 2412MHz & Part96B48 Co-location		4824	48.6	-25.4	74	34.5	34.83	11.08	31.81			P	H
		11400	50.06	-23.94	74	46.27	39.72	14.79	50.72			P	H
		17100	49.98	-18.32	68.3	41.79	42.46	17.53	51.8			P	H
		4824	49.54	-24.46	74	35.44	34.83	11.08	31.81			P	V
		11400	50.84	-23.16	74	47.05	39.72	14.79	50.72			P	V
		17100	50.2	-18.1	68.3	24.11	42.46	17.53	33.9			P	V
Remark	1. No other spurious found. 2. All results are PASS against Peak and Average limit line.												

802.11a CH140 5700MHz & BLE_CH00 2402MHz & Part96 B48 (Band Edge @ 3m)

WIFI	Note	Frequency	Level	Margin	Limit	Read	Antenna	Cable	Preamp	Ant	Table	Peak	Pol.
Ant. 5+6		(MHz)	(dBμV/m)	(dB)	(dBμV/m)	(dBμV)	(dB/m)	(dB)	(dB)	(cm)	(deg)	Avg. (P/A)	(H/V)
802. 11a CH140 5700MHz & BLE_CH00 2402MHz & Part96B48 Co-location	*	5700	110.43	---	---	96.05	35.08	11.66	32.36	213	39	P	H
	*	5700	102.44	---	---	88.06	35.08	11.66	32.36	213	39	P	H
		5726.12	64.97	-3.33	68.3	50.57	35.12	11.66	32.38	213	39	A	H
	*	5700	107.84	---	---	93.46	35.08	11.66	32.36	359	274	P	V
	*	5700	101.33	---	---	86.95	35.08	11.66	32.36	359	274	P	V
		5725	60.31	-7.99	68.3	45.92	35.11	11.66	32.38	359	274	A	V
Remark	1. No other spurious found. 2. All results are PASS against Peak and Average limit line.												



BLE	Note	Frequency	Level	Margin	Limit	Read	Antenna	Cable	Preamp	Ant	Table	Peak	Pol.
Ant.					Line	Level	Factor	Loss	Factor	Pos	Pos	Avg.	
5		(MHz)	(dBμV/m)	(dB)	(dBμV/m)	(dBμV)	(dB/m)	(dB)	(dB)	(cm)	(deg)	(P/A)	(H/V)
802. 11a CH140 5700MHz& BLE_CH00 2402MHz & Part96B48 Co-location		2389.695	51.07	-22.93	74	43.08	32.26	7.8	32.07	343	307	P	H
		2389.8	44.37	-9.63	54	36.39	32.26	7.8	32.08	343	307	P	H
	*	2402	115.88	---	---	107.88	32.28	7.8	32.08	343	307	A	H
	*	2402	114.03	---	---	106.03	32.28	7.8	32.08	343	307	P	H
		2328.69	49.49	-24.51	74	41.85	32.12	7.58	32.06	362	58	P	V
		2388.54	42.66	-11.34	54	34.68	32.25	7.8	32.07	362	58	P	V
	*	2402	109.71	---	---	101.71	32.28	7.8	32.08	362	58	A	V
	*	2402	107.98	---	---	99.98	32.28	7.8	32.08	362	58	P	V
Remark	1. No other spurious found. 2. All results are PASS against Peak and Average limit line.												

802.11a CH140 5700MHz &BLE_CH00 2402MHz & Part96 B48 (Harmonic @ 3m)

WIFI	Note	Frequency	Level	Margin	Limit	Read	Antenna	Cable	Preamp	Ant	Table	Peak	Pol.
Ant.					Line	Level	Factor	Loss	Factor	Pos	Pos	Avg.	
5+6		(MHz)	(dBμV/m)	(dB)	(dBμV/m)	(dBμV)	(dB/m)	(dB)	(dB)	(cm)	(deg)	(P/A)	(H/V)
802. 11a CH140 5700MHz& BLE_CH00 2402MHz & Part96B48 Co-location		4804	47.93	-26.07	74	33.87	34.82	11.08	31.84	-	-	P	H
		7206	48.78	-19.52	68.3	50.64	36.28	13	51.14	-	-	P	H
		11400	47.96	-26.04	74	44.17	39.72	14.79	50.72	-	-	P	H
		17100	50.39	-17.91	68.3	42.2	42.46	17.53	51.8	-	-	P	H
		4804	47.73	-26.27	74	33.67	34.82	11.08	31.84	-	-	P	V
		7206	48.33	-19.97	68.3	50.19	36.28	13	51.14	-	-	P	V
		11400	47.58	-26.42	74	43.79	39.72	14.79	50.72	-	-	P	V
		17100	49.86	-18.44	68.3	41.67	42.46	17.53	51.8	-	-	P	V
Remark	1. No other spurious found. 2. All results are PASS against Peak and Average limit line.												


<Straddle Channel>
FCC U-NII-2C - Straddle Channel
WIFI 802.11a (Band Edge @ 3m)

WIFI Ant.	Note	Frequency	Level	Margin	Limit	Read	Antenna	Path	Preamp	Ant	Table	Peak	Pol.
5+6		(MHz)	(dBμV/m)	(dB)	(dBμV/m)	(dBμV)	(dB/m)	(dB)	(dB)	(cm)	(deg)	(P/A)	(H/V)
802.11a CH 144 5720MHz		5386.3	51.54	-22.46	74	37.86	34.82	10.93	32.07	268	131	P	H
		5461.1	51.35	-16.95	68.3	37.65	34.81	11.06	32.17	268	131	P	H
		5720	107.51	---	---	93.12	35.11	11.66	32.38	268	131	P	H
		5877.45	52.39	-15.91	68.3	38.07	35.33	11.49	32.5	268	131	P	H
		5457.8	41.03	-12.97	54	27.33	34.81	11.06	32.17	268	131	P	H
		5720	100.93	---	---	86.54	35.11	11.66	32.38	268	131	A	H
		5366.5	51.59	-22.41	74	37.87	34.83	10.93	32.04	361	279	P	V
		5460	51.22	-17.08	68.3	37.52	34.81	11.06	32.17	361	279	P	V
		5720	107.81	---	---	93.42	35.11	11.66	32.38	361	279	P	V
		5898.35	52.99	-15.31	68.3	38.73	35.36	11.42	32.52	361	279	P	V
		5458.35	41.02	-12.98	54	27.32	34.81	11.06	32.17	361	279	P	V
		5720	100.68	---	---	86.29	35.11	11.66	32.38	361	279	A	V
Remark	1. No other spurious found. 2. All results are PASS against Peak and Average limit line.												

FCC U-NII-2C - Straddle Channel
WIFI 802.11a (Harmonic @ 3m)

WIFI Ant.	Note	Frequency	Level	Margin	Limit	Read	Antenna	Path	Preamp	Ant	Table	Peak	Pol.
5+6		(MHz)	(dBμV/m)	(dB)	(dBμV/m)	(dBμV)	(dB/m)	(dB)	(dB)	(cm)	(deg)	(P/A)	(H/V)
802.11a CH 144 5720MHz		11440	47.64	-26.36	74	43.79	39.75	14.81	50.71			P	H
		17160	49.4	-18.9	68.3	41.29	42.44	17.54	51.87			P	H
		11440	47.95	-26.05	74	44.1	39.75	14.81	50.71			P	V
		17160	50.83	-17.47	68.3	42.72	42.44	17.54	51.87			P	V
Remark	1. No other spurious found. 2. All results are PASS against Peak and Average limit line.												



FCC U-NII-2C - Straddle Channel
WIFI 802.11ax HE20 (Band Edge @ 3m)

WIFI	Note	Frequency	Level	Margin	Limit	Read	Antenna	Path	Preamp	Ant	Table	Peak	Pol.
Ant.		(MHz)	(dBμV/m)	(dB)	Line	Level	Factor	Loss	Factor	Pos	Pos	Avg.	
5+6					(dBμV/m)	(dBμV)	(dB/m)	(dB)	(dB)	(cm)	(deg)	(P/A)	(H/V)
802.11ax HE20 CH 144 5720MHz		5395.1	51.69	-22.31	74	38.04	34.82	10.9	32.07	293	133	P	H
		5467.7	50.65	-17.65	68.3	36.79	34.81	11.22	32.17	293	133	P	H
		5720	109.61	---	---	95.22	35.11	11.66	32.38	293	133	P	H
		5872.5	52.99	-15.31	68.3	38.68	35.32	11.49	32.5	293	133	P	H
		5459.45	41.05	-12.95	54	27.35	34.81	11.06	32.17	293	133	P	H
		5720	99.57	---	---	85.18	35.11	11.66	32.38	293	133	A	H
		5423.15	51.55	-22.45	74	37.94	34.82	10.9	32.11	236	259	P	V
		5460	50.53	-17.77	68.3	36.83	34.81	11.06	32.17	236	259	P	V
		5720	109.94	---	---	95.55	35.11	11.66	32.38	236	259	P	V
		5882.4	51.94	-16.36	68.3	37.61	35.34	11.49	32.5	236	259	P	V
		5458.35	41.06	-12.94	54	27.36	34.81	11.06	32.17	236	259	P	V
		5720	99.86	---	---	85.47	35.11	11.66	32.38	236	259	A	V
Remark	1. No other spurious found. 2. All results are PASS against Peak and Average limit line.												

FCC U-NII-2C - Straddle Channel
WIFI 802.11ax HE20 (Harmonic @ 3m)

WIFI	Note	Frequency	Level	Margin	Limit	Read	Antenna	Path	Preamp	Ant	Table	Peak	Pol.
Ant.		(MHz)	(dBμV/m)	(dB)	Line	Level	Factor	Loss	Factor	Pos	Pos	Avg.	
5+6					(dBμV/m)	(dBμV)	(dB/m)	(dB)	(dB)	(cm)	(deg)	(P/A)	(H/V)
802.11ax HE20 CH 144 5720MHz		11440	47.84	-26.16	74	43.99	39.75	14.81	50.71	-	-	P	H
		17160	49.75	-18.55	68.3	41.64	42.44	17.54	51.87	-	-	P	H
		11440	47.11	-26.89	74	43.26	39.75	14.81	50.71	-	-	P	V
		17160	49.1	-19.2	68.3	40.99	42.44	17.54	51.87	-	-	P	V
Remark	1. No other spurious found. 2. All results are PASS against Peak and Average limit line.												



FCC U-NII-2C - Straddle Channel
WIFI 802.11ax HE40 (Band Edge @ 3m)

WIFI	Note	Frequency	Level	Margin	Limit	Read	Antenna	Path	Preamp	Ant	Table	Peak	Pol.
Ant.		(MHz)	(dBμV/m)	(dB)	Line	Level	Factor	Loss	Factor	Pos	Pos	Avg.	
5+6					(dBμV/m)	(dBμV)	(dB/m)	(dB)	(dB)	(cm)	(deg)	(P/A)	(H/V)
802.11ax HE40 CH 142 5710MHz		5414.35	52.15	-21.85	74	38.54	34.82	10.9	32.11	100	134	P	H
		5461.1	50.89	-17.41	68.3	37.19	34.81	11.06	32.17	100	134	P	H
		5710	107.03	---	---	92.66	35.09	11.66	32.38	100	134	P	H
		5898.9	51.98	-16.32	68.3	37.72	35.36	11.42	32.52	100	134	P	H
		5460	41.11	-12.89	54	27.41	34.81	11.06	32.17	100	134	P	H
		5710	98.21	---	---	83.84	35.09	11.66	32.38	100	134	A	H
		5454.5	51.42	-22.58	74	37.72	34.81	11.06	32.17	231	257	P	V
		5466.6	50.5	-17.8	68.3	36.64	34.81	11.22	32.17	231	257	P	V
		5710	106.78	---	---	92.41	35.09	11.66	32.38	231	257	P	V
		5865.35	52.56	-15.74	68.3	38.26	35.31	11.49	32.5	231	257	P	V
		5459.45	41.08	-12.92	54	27.38	34.81	11.06	32.17	231	257	P	V
		5710	97.87	---	---	83.5	35.09	11.66	32.38	231	257	A	V
Remark	1. No other spurious found. 2. All results are PASS against Peak and Average limit line.												

FCC U-NII-2C - Straddle Channel
WIFI 802.11ax HE40 (Harmonic @ 3m)

WIFI	Note	Frequency	Level	Margin	Limit	Read	Antenna	Path	Preamp	Ant	Table	Peak	Pol.
Ant.		(MHz)	(dBμV/m)	(dB)	Line	Level	Factor	Loss	Factor	Pos	Pos	Avg.	
5+6					(dBμV/m)	(dBμV)	(dB/m)	(dB)	(dB)	(cm)	(deg)	(P/A)	(H/V)
802.11ax HE40 CH 142 5710MHz		11420	47.38	-26.62	74	43.57	39.74	14.79	50.72	-	-	P	H
		17130	49.82	-18.48	68.3	41.66	42.45	17.54	51.83	-	-	P	H
		11420	47.96	-26.04	74	44.15	39.74	14.79	50.72	-	-	P	V
		17130	50.19	-18.11	68.3	42.03	42.45	17.54	51.83	-	-	P	V
Remark	1. No other spurious found. 2. All results are PASS against Peak and Average limit line.												



FCC U-NII-2C - Straddle Channel
WIFI 802.11ax HE80 (Band Edge @ 3m)

WIFI	Note	Frequency	Level	Margin	Limit	Read	Antenna	Path	Preamp	Ant	Table	Peak	Pol.
Ant.		(MHz)	(dBμV/m)	(dB)	Line	Level	Factor	Loss	Factor	Pos	Pos	Avg.	
5+6					(dBμV/m)	(dBμV)	(dB/m)	(dB)	(dB)	(cm)	(deg)	(P/A)	(H/V)
802.11ax HE80 CH 138 5690MHz		5413.25	51.96	-22.04	74	38.35	34.82	10.9	32.11	100	133	P	H
		5463.3	51.47	-16.83	68.3	37.77	34.81	11.06	32.17	100	133	P	H
		5690	101.69	---	---	87.31	35.07	11.67	32.36	100	133	P	H
		5854.35	52.65	-15.65	68.3	38.28	35.3	11.55	32.48	100	133	P	H
		5458.9	41.57	-12.43	54	27.87	34.81	11.06	32.17	100	133	P	H
		5690	94.19	---	---	79.81	35.07	11.67	32.36	100	133	A	H
		5418.75	51.59	-22.41	74	37.98	34.82	10.9	32.11	230	267	P	V
		5462.75	50.95	-17.35	68.3	37.25	34.81	11.06	32.17	230	267	P	V
		5690	103.6	---	---	89.22	35.07	11.67	32.36	230	267	P	V
		5890.1	52.19	-16.11	68.3	37.87	35.35	11.49	32.52	230	267	P	V
		5460	41.39	-12.61	54	27.69	34.81	11.06	32.17	230	267	P	V
		5690	95.35	---	---	80.97	35.07	11.67	32.36	230	267	A	V
Remark	1. No other spurious found. 2. All results are PASS against Peak and Average limit line.												

FCC U-NII-2C - Straddle Channel
WIFI 802.11ax HE80 (Harmonic @ 3m)

WIFI	Note	Frequency	Level	Margin	Limit	Read	Antenna	Path	Preamp	Ant	Table	Peak	Pol.
Ant.		(MHz)	(dBμV/m)	(dB)	Line	Level	Factor	Loss	Factor	Pos	Pos	Avg.	
5+6					(dBμV/m)	(dBμV)	(dB/m)	(dB)	(dB)	(cm)	(deg)	(P/A)	(H/V)
802.11ax HE80 CH 138 5690MHz		11380	47.22	-26.78	74	43.48	39.7	14.76	50.72	-	-	P	H
		17070	50.46	-17.84	68.3	42.24	42.47	17.52	51.77	-	-	P	H
		11380	47.81	-26.19	74	44.07	39.7	14.76	50.72	-	-	P	V
		17070	50.12	-18.18	68.3	41.9	42.47	17.52	51.77	-	-	P	V
Remark	1. No other spurious found. 2. All results are PASS against Peak and Average limit line.												



		1																																																																																									
Mode	Band Edge																																																																																										
	U-NII-1_5.15-5.25_802.11a_CH36_5180MHz																																																																																										
ANT	5+6																																																																																										
Pol.	Horizontal						Fundamental																																																																																				
Peak	<div><p>Level (dBuV/m) Date: 2023-03-20</p><p>Site : 03CH03-SZ Condition: PART 15.407 3m ANT3117_0057 HORIZONTAL : RBW:1000kHz VBW:3000kHz Mode : 1 Setting : GM Power setting 16.5 Plane : Y with accessories : 352134980042460/352134980042478</p><table><tr><th></th><th>Limit</th><th>Read</th><th>Ant</th><th>Cable</th><th>Preamp</th><th>APos</th><th>TPos</th><th></th></tr><tr><th>Freq</th><th>Level</th><th>Line</th><th>Margin</th><th>Level</th><th>Factor</th><th>Loss</th><th>Factor</th><th>Remark</th></tr><tr><th></th><th>MHz</th><th>dBuV/m</th><th>dBuV/m</th><th>dB</th><th>dBuV</th><th>dB/m</th><th>dB</th><th>cm</th><th>deg</th></tr><tr><td>1</td><td>5147.60</td><td>61.44</td><td>74.00</td><td>-12.56</td><td>51.82</td><td>34.54</td><td>7.92</td><td>32.84</td><td>152</td><td>133</td><td>PEAK</td></tr></table></div>							Limit	Read	Ant	Cable	Preamp	APos	TPos		Freq	Level	Line	Margin	Level	Factor	Loss	Factor	Remark		MHz	dBuV/m	dBuV/m	dB	dBuV	dB/m	dB	cm	deg	1	5147.60	61.44	74.00	-12.56	51.82	34.54	7.92	32.84	152	133	PEAK	<div><p>Level (dBuV/m) Date: 2023-03-20</p><p>Site : 03CH03-SZ Condition: PART 15.407 3m ANT3117_0057 HORIZONTAL : RBW:1000kHz VBW:3000kHz Mode : 1 Setting : GM Power setting 16.5 Plane : Y with accessories : 352134980042460/352134980042478</p><table><tr><th></th><th>Limit</th><th>Read</th><th>Ant</th><th>Cable</th><th>Preamp</th><th>APos</th><th>TPos</th><th></th></tr><tr><th>Freq</th><th>Level</th><th>Line</th><th>Margin</th><th>Level</th><th>Factor</th><th>Loss</th><th>Factor</th><th>Remark</th></tr><tr><th></th><th>MHz</th><th>dBuV/m</th><th>dBuV/m</th><th>dB</th><th>dBuV</th><th>dB/m</th><th>dB</th><th>cm</th><th>deg</th></tr><tr><td>1</td><td>5180.00</td><td>110.55</td><td>-----</td><td>-----</td><td>100.98</td><td>34.53</td><td>7.94</td><td>32.90</td><td>152</td><td>133</td><td>PEAK</td></tr></table></div>						Limit	Read	Ant	Cable	Preamp	APos	TPos		Freq	Level	Line	Margin	Level	Factor	Loss	Factor	Remark		MHz	dBuV/m	dBuV/m	dB	dBuV	dB/m	dB	cm	deg	1	5180.00	110.55	-----	-----	100.98	34.53	7.94	32.90	152	133	PEAK
		Limit	Read	Ant	Cable	Preamp	APos	TPos																																																																																			
Freq	Level	Line	Margin	Level	Factor	Loss	Factor	Remark																																																																																			
	MHz	dBuV/m	dBuV/m	dB	dBuV	dB/m	dB	cm	deg																																																																																		
1	5147.60	61.44	74.00	-12.56	51.82	34.54	7.92	32.84	152	133	PEAK																																																																																
	Limit	Read	Ant	Cable	Preamp	APos	TPos																																																																																				
Freq	Level	Line	Margin	Level	Factor	Loss	Factor	Remark																																																																																			
	MHz	dBuV/m	dBuV/m	dB	dBuV	dB/m	dB	cm	deg																																																																																		
1	5180.00	110.55	-----	-----	100.98	34.53	7.94	32.90	152	133	PEAK																																																																																
Avg	<div><p>Level (dBuV/m) Date: 2023-03-20</p><p>Site : 03CH03-SZ Condition: PART 15.407 AVG 3m ANT3117_0057 HORIZONTAL : RBW:1000kHz VBW:0.010kHz Mode : 1 Setting : GM Power setting 16.5 Plane : Y with accessories : 352134980042460/352134980042478</p><table><tr><th></th><th>Limit</th><th>Read</th><th>Ant</th><th>Cable</th><th>Preamp</th><th>APos</th><th>TPos</th><th></th></tr><tr><th>Freq</th><th>Level</th><th>Line</th><th>Margin</th><th>Level</th><th>Factor</th><th>Loss</th><th>Factor</th><th>Remark</th></tr><tr><th></th><th>MHz</th><th>dBuV/m</th><th>dBuV/m</th><th>dB</th><th>dBuV</th><th>dB/m</th><th>dB</th><th>cm</th><th>deg</th></tr><tr><td>1</td><td>5148.32</td><td>48.68</td><td>54.00</td><td>-5.32</td><td>39.06</td><td>34.54</td><td>7.92</td><td>32.84</td><td>152</td><td>133</td><td>AVERAGE</td></tr></table></div>							Limit	Read	Ant	Cable	Preamp	APos	TPos		Freq	Level	Line	Margin	Level	Factor	Loss	Factor	Remark		MHz	dBuV/m	dBuV/m	dB	dBuV	dB/m	dB	cm	deg	1	5148.32	48.68	54.00	-5.32	39.06	34.54	7.92	32.84	152	133	AVERAGE	<div><p>Level (dBuV/m) Date: 2023-03-21</p><p>Site : 03CH03-SZ Condition: PART 15.407 AVG 3m ANT3117_0057 HORIZONTAL : RBW:1000kHz VBW:0.010kHz Mode : 1 Setting : GM Power setting 16.5 Plane : Y with accessories : 352134980042460/352134980042478</p><table><tr><th></th><th>Limit</th><th>Read</th><th>Ant</th><th>Cable</th><th>Preamp</th><th>APos</th><th>TPos</th><th></th></tr><tr><th>Freq</th><th>Level</th><th>Line</th><th>Margin</th><th>Level</th><th>Factor</th><th>Loss</th><th>Factor</th><th>Remark</th></tr><tr><th></th><th>MHz</th><th>dBuV/m</th><th>dBuV/m</th><th>dB</th><th>dBuV</th><th>dB/m</th><th>dB</th><th>cm</th><th>deg</th></tr><tr><td>1</td><td>5180.00</td><td>104.03</td><td>-----</td><td>-----</td><td>94.46</td><td>34.53</td><td>7.94</td><td>32.90</td><td>152</td><td>133</td><td>AVERAGE</td></tr></table></div>						Limit	Read	Ant	Cable	Preamp	APos	TPos		Freq	Level	Line	Margin	Level	Factor	Loss	Factor	Remark		MHz	dBuV/m	dBuV/m	dB	dBuV	dB/m	dB	cm	deg	1	5180.00	104.03	-----	-----	94.46	34.53	7.94	32.90	152	133	AVERAGE
	Limit	Read	Ant	Cable	Preamp	APos	TPos																																																																																				
Freq	Level	Line	Margin	Level	Factor	Loss	Factor	Remark																																																																																			
	MHz	dBuV/m	dBuV/m	dB	dBuV	dB/m	dB	cm	deg																																																																																		
1	5148.32	48.68	54.00	-5.32	39.06	34.54	7.92	32.84	152	133	AVERAGE																																																																																
	Limit	Read	Ant	Cable	Preamp	APos	TPos																																																																																				
Freq	Level	Line	Margin	Level	Factor	Loss	Factor	Remark																																																																																			
	MHz	dBuV/m	dBuV/m	dB	dBuV	dB/m	dB	cm	deg																																																																																		
1	5180.00	104.03	-----	-----	94.46	34.53	7.94	32.90	152	133	AVERAGE																																																																																



Mode	1																																																
	Band Edge																																																
	U-NII-1_5.15-5.25_802.11a_CH36_5180MHz																																																
ANT	5+6																																																
Pol.	Vertical																																																
Peak	<div><div><div>Level (dBuV/m)</div><div>Date: 2023-03-21</div><div>Site : 03CH03-SZ Condition: PART 15.407 3m ANT3117_0057 VERTICAL : RBW:1000kHz VBW:3000kHz Mode : 1 Setting : 6M Power setting 16.5 Plane : Y with accessories : 352134980042460/352134980042478</div><table><tr><th></th><th>Limit</th><th>Read</th><th>Ant</th><th>Cable Preamp</th><th>APos</th><th>TPos</th><th>Remark</th></tr><tr><th>Freq</th><th>Level</th><th>Line</th><th>Margin</th><th>Level</th><th>Factor</th><th>Loss Factor</th><th></th></tr><tr><th></th><th>MHz</th><th>dBuV/m</th><th>dBuV/m</th><th>dB</th><th>dBuV</th><th>dB/m</th><th>dB</th><th>cm</th><th>deg</th></tr><tr><td>1</td><td>5149.58</td><td>57.60</td><td>74.00</td><td>-16.40</td><td>47.99</td><td>34.54</td><td>7.92</td><td>32.85</td><td>400</td><td>274</td><td>PEAK</td></tr></table></div></div>												Limit	Read	Ant	Cable Preamp	APos	TPos	Remark	Freq	Level	Line	Margin	Level	Factor	Loss Factor			MHz	dBuV/m	dBuV/m	dB	dBuV	dB/m	dB	cm	deg	1	5149.58	57.60	74.00	-16.40	47.99	34.54	7.92	32.85	400	274	PEAK
		Limit	Read	Ant	Cable Preamp	APos	TPos	Remark																																									
	Freq	Level	Line	Margin	Level	Factor	Loss Factor																																										
	MHz	dBuV/m	dBuV/m	dB	dBuV	dB/m	dB	cm	deg																																								
1	5149.58	57.60	74.00	-16.40	47.99	34.54	7.92	32.85	400	274	PEAK																																						
<div><div><div>Level (dBuV/m)</div><div>Date: 2023-03-21</div><div>Site : 03CH03-SZ Condition: PART 15.407 3m ANT3117_0057 VERTICAL : RBW:1000kHz VBW:3000kHz Mode : 1 Setting : 6M Power setting 16.5 Plane : Y with accessories : 352134980042460/352134980042478</div><table><tr><th></th><th>Limit</th><th>Read</th><th>Ant</th><th>Cable Preamp</th><th>APos</th><th>TPos</th><th>Remark</th></tr><tr><th>Freq</th><th>Level</th><th>Line</th><th>Margin</th><th>Level</th><th>Factor</th><th>Loss Factor</th><th></th></tr><tr><th></th><th>MHz</th><th>dBuV/m</th><th>dBuV/m</th><th>dB</th><th>dBuV</th><th>dB/m</th><th>dB</th><th>cm</th><th>deg</th></tr><tr><td>1</td><td>5180.00</td><td>106.62</td><td>-----</td><td>-----</td><td>97.04</td><td>34.53</td><td>7.94</td><td>32.89</td><td>400</td><td>274</td><td>PEAK</td></tr></table></div></div>												Limit	Read	Ant	Cable Preamp	APos	TPos	Remark	Freq	Level	Line	Margin	Level	Factor	Loss Factor			MHz	dBuV/m	dBuV/m	dB	dBuV	dB/m	dB	cm	deg	1	5180.00	106.62	-----	-----	97.04	34.53	7.94	32.89	400	274	PEAK	
	Limit	Read	Ant	Cable Preamp	APos	TPos	Remark																																										
Freq	Level	Line	Margin	Level	Factor	Loss Factor																																											
	MHz	dBuV/m	dBuV/m	dB	dBuV	dB/m	dB	cm	deg																																								
1	5180.00	106.62	-----	-----	97.04	34.53	7.94	32.89	400	274	PEAK																																						
Avg	<div><div><div>Level (dBuV/m)</div><div>Date: 2023-03-21</div><div>Site : 03CH03-SZ Condition: PART 15.407 AVG 3m ANT3117_0057 VERTICAL : RBW:1000kHz VBW:0.010kHz Mode : 1 Setting : 6M Power setting 16.5 Plane : Y with accessories : 352134980042460/352134980042478</div><table><tr><th></th><th>Limit</th><th>Read</th><th>Ant</th><th>Cable Preamp</th><th>APos</th><th>TPos</th><th>Remark</th></tr><tr><th>Freq</th><th>Level</th><th>Line</th><th>Margin</th><th>Level</th><th>Factor</th><th>Loss Factor</th><th></th></tr><tr><th></th><th>MHz</th><th>dBuV/m</th><th>dBuV/m</th><th>dB</th><th>dBuV</th><th>dB/m</th><th>dB</th><th>cm</th><th>deg</th></tr><tr><td>1</td><td>5149.94</td><td>46.02</td><td>54.00</td><td>-7.98</td><td>36.41</td><td>34.54</td><td>7.92</td><td>32.85</td><td>400</td><td>274</td><td>AVERAGE</td></tr></table></div></div>												Limit	Read	Ant	Cable Preamp	APos	TPos	Remark	Freq	Level	Line	Margin	Level	Factor	Loss Factor			MHz	dBuV/m	dBuV/m	dB	dBuV	dB/m	dB	cm	deg	1	5149.94	46.02	54.00	-7.98	36.41	34.54	7.92	32.85	400	274	AVERAGE
		Limit	Read	Ant	Cable Preamp	APos	TPos	Remark																																									
	Freq	Level	Line	Margin	Level	Factor	Loss Factor																																										
	MHz	dBuV/m	dBuV/m	dB	dBuV	dB/m	dB	cm	deg																																								
1	5149.94	46.02	54.00	-7.98	36.41	34.54	7.92	32.85	400	274	AVERAGE																																						
<div><div><div>Level (dBuV/m)</div><div>Date: 2023-03-21</div><div>Site : 03CH03-SZ Condition: PART 15.407 AVG 3m ANT3117_0057 VERTICAL : RBW:1000kHz VBW:0.010kHz Mode : 1 Setting : 6M Power setting 16.5 Plane : Y with accessories : 352134980042460/352134980042478</div><table><tr><th></th><th>Limit</th><th>Read</th><th>Ant</th><th>Cable Preamp</th><th>APos</th><th>TPos</th><th>Remark</th></tr><tr><th>Freq</th><th>Level</th><th>Line</th><th>Margin</th><th>Level</th><th>Factor</th><th>Loss Factor</th><th></th></tr><tr><th></th><th>MHz</th><th>dBuV/m</th><th>dBuV/m</th><th>dB</th><th>dBuV</th><th>dB/m</th><th>dB</th><th>cm</th><th>deg</th></tr><tr><td>1</td><td>5180.00</td><td>98.48</td><td>-----</td><td>-----</td><td>88.91</td><td>34.53</td><td>7.94</td><td>32.90</td><td>400</td><td>274</td><td>AVERAGE</td></tr></table></div></div>												Limit	Read	Ant	Cable Preamp	APos	TPos	Remark	Freq	Level	Line	Margin	Level	Factor	Loss Factor			MHz	dBuV/m	dBuV/m	dB	dBuV	dB/m	dB	cm	deg	1	5180.00	98.48	-----	-----	88.91	34.53	7.94	32.90	400	274	AVERAGE	
	Limit	Read	Ant	Cable Preamp	APos	TPos	Remark																																										
Freq	Level	Line	Margin	Level	Factor	Loss Factor																																											
	MHz	dBuV/m	dBuV/m	dB	dBuV	dB/m	dB	cm	deg																																								
1	5180.00	98.48	-----	-----	88.91	34.53	7.94	32.90	400	274	AVERAGE																																						

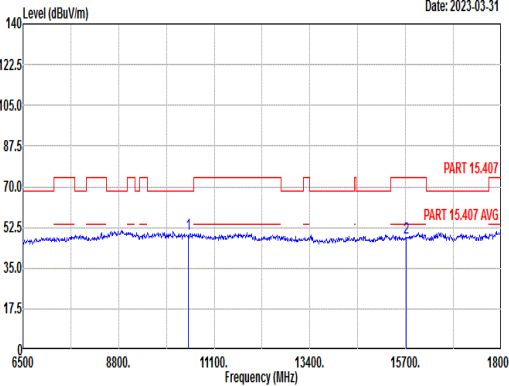
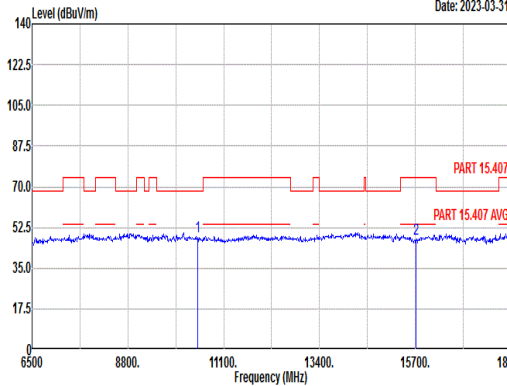


Mode	1																																																																																																					
	Harmonic																																																																																																					
	U-NII-1_5.15-5.25_802.11a_CH36_5180MHz																																																																																																					
ANT	5+6																																																																																																					
Pol.	Horizontal	Vertical																																																																																																				
Peak Avg	<div><p>Level (dBuV/m) Date: 2023-03-31</p><p>Site : 03CH01-SZ Condition: PART 15.407 3m HF_ANT(3117)_22 HORIZONTAL Mode : 1 IMEI : 352134980043864/352134980043872 Plane : Y with Accessories : 6W Power setting 16.5</p><table><tr><th></th><th>Limit</th><th>Read</th><th>Ant</th><th>Cable</th><th>Preamp</th><th>APos</th><th>TPos</th><th></th></tr><tr><th>Freq</th><th>Level</th><th>Line</th><th>Margin</th><th>Level</th><th>Factor</th><th>Loss</th><th>Factor</th><th>Remark</th></tr><tr><th>MHz</th><th>dBuV/m</th><th>dBuV/m</th><th>dB</th><th>dBuV</th><th>dB/m</th><th>dB</th><th>dB</th><th>cm</th><th>deg</th></tr><tr><td>1</td><td>10360.00</td><td>50.94</td><td>68.30</td><td>-17.36</td><td>48.12</td><td>39.44</td><td>14.15</td><td>50.77</td><td>---</td><td>Peak</td></tr><tr><td>2</td><td>15540.00</td><td>47.54</td><td>74.00</td><td>-26.46</td><td>40.30</td><td>41.82</td><td>16.85</td><td>51.43</td><td>---</td><td>Peak</td></tr></table></div>		Limit	Read	Ant	Cable	Preamp	APos	TPos		Freq	Level	Line	Margin	Level	Factor	Loss	Factor	Remark	MHz	dBuV/m	dBuV/m	dB	dBuV	dB/m	dB	dB	cm	deg	1	10360.00	50.94	68.30	-17.36	48.12	39.44	14.15	50.77	---	Peak	2	15540.00	47.54	74.00	-26.46	40.30	41.82	16.85	51.43	---	Peak	<div><p>Level (dBuV/m) Date: 2023-03-31</p><p>Site : 03CH01-SZ Condition: PART 15.407 3m HF_ANT(3117)_22 VERTICAL Mode : 1 IMEI : 352134980043864/352134980043872 Plane : Y with Accessories : 6W Power setting 16.5</p><table><tr><th></th><th>Limit</th><th>Read</th><th>Ant</th><th>Cable</th><th>Preamp</th><th>APos</th><th>TPos</th><th></th></tr><tr><th>Freq</th><th>Level</th><th>Line</th><th>Margin</th><th>Level</th><th>Factor</th><th>Loss</th><th>Factor</th><th>Remark</th></tr><tr><th>MHz</th><th>dBuV/m</th><th>dBuV/m</th><th>dB</th><th>dBuV</th><th>dB/m</th><th>dB</th><th>dB</th><th>cm</th><th>deg</th></tr><tr><td>1</td><td>10360.00</td><td>50.07</td><td>68.30</td><td>-18.23</td><td>47.25</td><td>39.44</td><td>14.15</td><td>50.77</td><td>---</td><td>Peak</td></tr><tr><td>2</td><td>15540.00</td><td>47.85</td><td>74.00</td><td>-26.15</td><td>40.61</td><td>41.82</td><td>16.85</td><td>51.43</td><td>---</td><td>Peak</td></tr></table></div>		Limit	Read	Ant	Cable	Preamp	APos	TPos		Freq	Level	Line	Margin	Level	Factor	Loss	Factor	Remark	MHz	dBuV/m	dBuV/m	dB	dBuV	dB/m	dB	dB	cm	deg	1	10360.00	50.07	68.30	-18.23	47.25	39.44	14.15	50.77	---	Peak	2	15540.00	47.85	74.00	-26.15	40.61	41.82	16.85	51.43	---	Peak
		Limit	Read	Ant	Cable	Preamp	APos	TPos																																																																																														
Freq	Level	Line	Margin	Level	Factor	Loss	Factor	Remark																																																																																														
MHz	dBuV/m	dBuV/m	dB	dBuV	dB/m	dB	dB	cm	deg																																																																																													
1	10360.00	50.94	68.30	-17.36	48.12	39.44	14.15	50.77	---	Peak																																																																																												
2	15540.00	47.54	74.00	-26.46	40.30	41.82	16.85	51.43	---	Peak																																																																																												
	Limit	Read	Ant	Cable	Preamp	APos	TPos																																																																																															
Freq	Level	Line	Margin	Level	Factor	Loss	Factor	Remark																																																																																														
MHz	dBuV/m	dBuV/m	dB	dBuV	dB/m	dB	dB	cm	deg																																																																																													
1	10360.00	50.07	68.30	-18.23	47.25	39.44	14.15	50.77	---	Peak																																																																																												
2	15540.00	47.85	74.00	-26.15	40.61	41.82	16.85	51.43	---	Peak																																																																																												



Mode	2																																																																																																																		
	Harmonic																																																																																																																		
	U-NII-1_5.15-5.25_802.11a_CH44_5220MHz																																																																																																																		
ANT	5+6																																																																																																																		
Pol.	Horizontal						Vertical																																																																																																												
Peak Avg	<p>Level (dBuV/m) Date: 2023-03-31</p> <p>10440.00 50.35 68.30 -17.95 47.46 39.48 14.20 50.79 --- --- Peak</p> <p>15660.00 47.82 74.00 -26.18 40.51 41.90 16.94 51.53 --- --- Peak</p>						<p>Level (dBuV/m) Date: 2023-03-31</p> <p>10440.00 50.06 68.30 -18.24 47.17 39.48 14.20 50.79 --- --- Peak</p> <p>15660.00 47.90 74.00 -26.10 40.59 41.90 16.94 51.53 --- --- Peak</p>																																																																																																												
	<p>Site : 03CH01-SZ</p> <p>Condition: PART 15.407 3m HF_ANT(3117)_22 HORIZONTAL</p> <p>Mode : 2</p> <p>IMEI : 352134980043864/352134980043872</p> <p>Plane : Y with Accessories</p> <p>: 6W Power setting 16.5</p>						<p>Site : 03CH01-SZ</p> <p>Condition: PART 15.407 3m HF_ANT(3117)_22 VERTICAL</p> <p>Mode : 2</p> <p>IMEI : 352134980043864/352134980043872</p> <p>Plane : Y with Accessories</p> <p>: 6W Power setting 16.5</p>																																																																																																												
	<table><thead><tr><th></th><th>Freq</th><th>Level</th><th>Limit</th><th>Line</th><th>Margin</th><th>Read</th><th>Ant</th><th>Cable</th><th>Preamp</th><th>APos</th><th>TPos</th><th>Remark</th></tr><tr><th></th><th>MHz</th><th>dBuV/m</th><th>dBuV/m</th><th>dB</th><th>dB</th><th>dBuV</th><th>dB/m</th><th>dB</th><th>dB</th><th>cm</th><th>deg</th><th></th></tr></thead><tbody><tr><td>1</td><td>10440.00</td><td>50.35</td><td>68.30</td><td>-17.95</td><td>47.46</td><td>39.48</td><td>14.20</td><td>50.79</td><td>---</td><td>---</td><td>---</td><td>Peak</td></tr><tr><td>2</td><td>15660.00</td><td>47.82</td><td>74.00</td><td>-26.18</td><td>40.51</td><td>41.90</td><td>16.94</td><td>51.53</td><td>---</td><td>---</td><td>---</td><td>Peak</td></tr></tbody></table>							Freq	Level	Limit	Line	Margin	Read	Ant	Cable	Preamp	APos	TPos	Remark		MHz	dBuV/m	dBuV/m	dB	dB	dBuV	dB/m	dB	dB	cm	deg		1	10440.00	50.35	68.30	-17.95	47.46	39.48	14.20	50.79	---	---	---	Peak	2	15660.00	47.82	74.00	-26.18	40.51	41.90	16.94	51.53	---	---	---	Peak	<table><thead><tr><th></th><th>Freq</th><th>Level</th><th>Limit</th><th>Line</th><th>Margin</th><th>Read</th><th>Ant</th><th>Cable</th><th>Preamp</th><th>APos</th><th>TPos</th><th>Remark</th></tr><tr><th></th><th>MHz</th><th>dBuV/m</th><th>dBuV/m</th><th>dB</th><th>dB</th><th>dBuV</th><th>dB/m</th><th>dB</th><th>dB</th><th>cm</th><th>deg</th><th></th></tr></thead><tbody><tr><td>1</td><td>10440.00</td><td>50.06</td><td>68.30</td><td>-18.24</td><td>47.17</td><td>39.48</td><td>14.20</td><td>50.79</td><td>---</td><td>---</td><td>---</td><td>Peak</td></tr><tr><td>2</td><td>15660.00</td><td>47.90</td><td>74.00</td><td>-26.10</td><td>40.59</td><td>41.90</td><td>16.94</td><td>51.53</td><td>---</td><td>---</td><td>---</td><td>Peak</td></tr></tbody></table>							Freq	Level	Limit	Line	Margin	Read	Ant	Cable	Preamp	APos	TPos	Remark		MHz	dBuV/m	dBuV/m	dB	dB	dBuV	dB/m	dB	dB	cm	deg		1	10440.00	50.06	68.30	-18.24	47.17	39.48	14.20	50.79	---	---	---	Peak	2	15660.00	47.90	74.00	-26.10	40.59	41.90	16.94	51.53	---	---	---
	Freq	Level	Limit	Line	Margin	Read	Ant	Cable	Preamp	APos	TPos	Remark																																																																																																							
	MHz	dBuV/m	dBuV/m	dB	dB	dBuV	dB/m	dB	dB	cm	deg																																																																																																								
1	10440.00	50.35	68.30	-17.95	47.46	39.48	14.20	50.79	---	---	---	Peak																																																																																																							
2	15660.00	47.82	74.00	-26.18	40.51	41.90	16.94	51.53	---	---	---	Peak																																																																																																							
	Freq	Level	Limit	Line	Margin	Read	Ant	Cable	Preamp	APos	TPos	Remark																																																																																																							
	MHz	dBuV/m	dBuV/m	dB	dB	dBuV	dB/m	dB	dB	cm	deg																																																																																																								
1	10440.00	50.06	68.30	-18.24	47.17	39.48	14.20	50.79	---	---	---	Peak																																																																																																							
2	15660.00	47.90	74.00	-26.10	40.59	41.90	16.94	51.53	---	---	---	Peak																																																																																																							

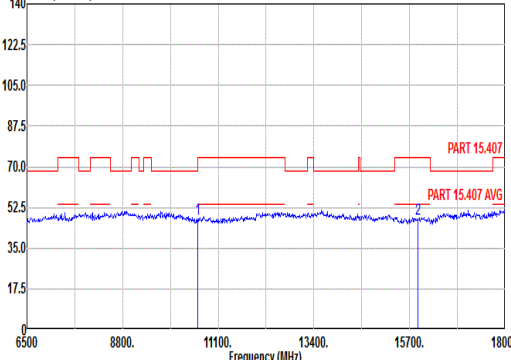
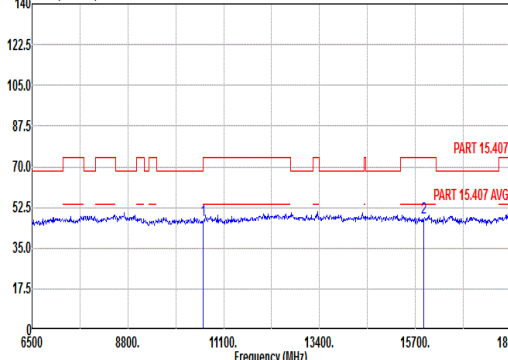


Mode	3																																																																																																												
	Harmonic																																																																																																												
	U-NII-1_5.15-5.25_802.11a_CH48_5240MHz																																																																																																												
ANT	5+6																																																																																																												
Pol.	Horizontal					Vertical																																																																																																							
Peak Avg																																																																																																													
	Site : 03CH01-SZ Condition: PART 15.407 3m HF_ANT(3117)_22 HORIZONTAL Mode : 3 IMEI : 352134980043864/352134980043872 Plane : Y with Accessories : 6W Power setting 16.5					Site : 03CH01-SZ Condition: PART 15.407 3m HF_ANT(3117)_22 VERTICAL Mode : 3 IMEI : 352134980043864/352134980043872 Plane : Y with Accessories : 6W Power setting 16.5																																																																																																							
	<table><thead><tr><th></th><th>Limit</th><th>Read</th><th>Ant</th><th>Cable</th><th>Preamp</th><th>APos</th><th>TPos</th><th></th></tr><tr><th>Freq</th><th>Level</th><th>Line</th><th>Margin</th><th>Level</th><th>Factor</th><th>Loss</th><th>Factor</th><th>Remark</th></tr><tr><th></th><th>MHz</th><th>dBuV/m</th><th>dBuV/m</th><th>dB</th><th>dBuV</th><th>dB/m</th><th>dB</th><th>cm</th><th>deg</th></tr></thead><tbody><tr><td>1</td><td>10480.00</td><td>49.87</td><td>68.30</td><td>-18.43</td><td>46.94</td><td>39.49</td><td>14.23</td><td>50.79</td><td>---</td><td>Peak</td></tr><tr><td>2</td><td>15720.00</td><td>47.96</td><td>74.00</td><td>-26.04</td><td>40.62</td><td>41.93</td><td>16.99</td><td>51.58</td><td>---</td><td>Peak</td></tr></tbody></table>						Limit	Read	Ant	Cable	Preamp	APos	TPos		Freq	Level	Line	Margin	Level	Factor	Loss	Factor	Remark		MHz	dBuV/m	dBuV/m	dB	dBuV	dB/m	dB	cm	deg	1	10480.00	49.87	68.30	-18.43	46.94	39.49	14.23	50.79	---	Peak	2	15720.00	47.96	74.00	-26.04	40.62	41.93	16.99	51.58	---	Peak	<table><thead><tr><th></th><th>Limit</th><th>Read</th><th>Ant</th><th>Cable</th><th>Preamp</th><th>APos</th><th>TPos</th><th></th></tr><tr><th>Freq</th><th>Level</th><th>Line</th><th>Margin</th><th>Level</th><th>Factor</th><th>Loss</th><th>Factor</th><th>Remark</th></tr><tr><th></th><th>MHz</th><th>dBuV/m</th><th>dBuV/m</th><th>dB</th><th>dBuV</th><th>dB/m</th><th>dB</th><th>cm</th><th>deg</th></tr></thead><tbody><tr><td>1</td><td>10480.00</td><td>48.54</td><td>68.30</td><td>-19.76</td><td>45.61</td><td>39.49</td><td>14.23</td><td>50.79</td><td>---</td><td>Peak</td></tr><tr><td>2</td><td>15720.00</td><td>47.48</td><td>74.00</td><td>-26.52</td><td>40.14</td><td>41.93</td><td>16.99</td><td>51.58</td><td>---</td><td>Peak</td></tr></tbody></table>						Limit	Read	Ant	Cable	Preamp	APos	TPos		Freq	Level	Line	Margin	Level	Factor	Loss	Factor	Remark		MHz	dBuV/m	dBuV/m	dB	dBuV	dB/m	dB	cm	deg	1	10480.00	48.54	68.30	-19.76	45.61	39.49	14.23	50.79	---	Peak	2	15720.00	47.48	74.00	-26.52	40.14	41.93	16.99	51.58	---
	Limit	Read	Ant	Cable	Preamp	APos	TPos																																																																																																						
Freq	Level	Line	Margin	Level	Factor	Loss	Factor	Remark																																																																																																					
	MHz	dBuV/m	dBuV/m	dB	dBuV	dB/m	dB	cm	deg																																																																																																				
1	10480.00	49.87	68.30	-18.43	46.94	39.49	14.23	50.79	---	Peak																																																																																																			
2	15720.00	47.96	74.00	-26.04	40.62	41.93	16.99	51.58	---	Peak																																																																																																			
	Limit	Read	Ant	Cable	Preamp	APos	TPos																																																																																																						
Freq	Level	Line	Margin	Level	Factor	Loss	Factor	Remark																																																																																																					
	MHz	dBuV/m	dBuV/m	dB	dBuV	dB/m	dB	cm	deg																																																																																																				
1	10480.00	48.54	68.30	-19.76	45.61	39.49	14.23	50.79	---	Peak																																																																																																			
2	15720.00	47.48	74.00	-26.52	40.14	41.93	16.99	51.58	---	Peak																																																																																																			



Mode	4																																																																																																					
	Harmonic																																																																																																					
	U-NII-2A_5.25-5.35_802.11a_CH52_5280MHz																																																																																																					
ANT	5+6																																																																																																					
Pol.	Horizontal	Vertical																																																																																																				
Peak Avg	<div><p>Level (dBuV/m) Date: 2023-03-31</p><p>Site : 03CH01-SZ Condition: PART 15.407 3m HF_ANT(3117)_22 HORIZONTAL Mode : 4 IMEI : 352134980043864/352134980043872 Plane : Y with Accessories : 6W Power setting 16</p><table><tr><th></th><th>Limit</th><th>Read</th><th>Ant</th><th>Cable</th><th>Preamp</th><th>APos</th><th>TPos</th><th></th></tr><tr><th>Freq</th><th>Level</th><th>Line</th><th>Margin</th><th>Level</th><th>Factor</th><th>Loss</th><th>Factor</th><th>Remark</th></tr><tr><th>MHz</th><th>dBuV/m</th><th>dBuV/m</th><th>dB</th><th>dBuV</th><th>dB/m</th><th>dB</th><th>dB</th><th>cm</th><th>deg</th></tr><tr><td>1 10520.00</td><td>49.89</td><td>68.30</td><td>-18.41</td><td>46.94</td><td>39.50</td><td>14.25</td><td>50.80</td><td>---</td><td>---</td><td>Peak</td></tr><tr><td>2 15780.00</td><td>47.34</td><td>74.00</td><td>-26.66</td><td>39.96</td><td>41.97</td><td>17.04</td><td>51.63</td><td>---</td><td>---</td><td>Peak</td></tr></table></div>		Limit	Read	Ant	Cable	Preamp	APos	TPos		Freq	Level	Line	Margin	Level	Factor	Loss	Factor	Remark	MHz	dBuV/m	dBuV/m	dB	dBuV	dB/m	dB	dB	cm	deg	1 10520.00	49.89	68.30	-18.41	46.94	39.50	14.25	50.80	---	---	Peak	2 15780.00	47.34	74.00	-26.66	39.96	41.97	17.04	51.63	---	---	Peak	<div><p>Level (dBuV/m) Date: 2023-03-31</p><p>Site : 03CH01-SZ Condition: PART 15.407 3m HF_ANT(3117)_22 VERTICAL Mode : 4 IMEI : 352134980043864/352134980043872 Plane : Y with Accessories : 6W Power setting 16</p><table><tr><th></th><th>Limit</th><th>Read</th><th>Ant</th><th>Cable</th><th>Preamp</th><th>APos</th><th>TPos</th><th></th></tr><tr><th>Freq</th><th>Level</th><th>Line</th><th>Margin</th><th>Level</th><th>Factor</th><th>Loss</th><th>Factor</th><th>Remark</th></tr><tr><th>MHz</th><th>dBuV/m</th><th>dBuV/m</th><th>dB</th><th>dBuV</th><th>dB/m</th><th>dB</th><th>dB</th><th>cm</th><th>deg</th></tr><tr><td>1 10520.00</td><td>51.54</td><td>68.30</td><td>-16.76</td><td>48.59</td><td>39.50</td><td>14.25</td><td>50.80</td><td>---</td><td>---</td><td>Peak</td></tr><tr><td>2 15780.00</td><td>47.20</td><td>74.00</td><td>-26.80</td><td>39.82</td><td>41.97</td><td>17.04</td><td>51.63</td><td>---</td><td>---</td><td>Peak</td></tr></table></div>		Limit	Read	Ant	Cable	Preamp	APos	TPos		Freq	Level	Line	Margin	Level	Factor	Loss	Factor	Remark	MHz	dBuV/m	dBuV/m	dB	dBuV	dB/m	dB	dB	cm	deg	1 10520.00	51.54	68.30	-16.76	48.59	39.50	14.25	50.80	---	---	Peak	2 15780.00	47.20	74.00	-26.80	39.82	41.97	17.04	51.63	---	---	Peak
		Limit	Read	Ant	Cable	Preamp	APos	TPos																																																																																														
Freq	Level	Line	Margin	Level	Factor	Loss	Factor	Remark																																																																																														
MHz	dBuV/m	dBuV/m	dB	dBuV	dB/m	dB	dB	cm	deg																																																																																													
1 10520.00	49.89	68.30	-18.41	46.94	39.50	14.25	50.80	---	---	Peak																																																																																												
2 15780.00	47.34	74.00	-26.66	39.96	41.97	17.04	51.63	---	---	Peak																																																																																												
	Limit	Read	Ant	Cable	Preamp	APos	TPos																																																																																															
Freq	Level	Line	Margin	Level	Factor	Loss	Factor	Remark																																																																																														
MHz	dBuV/m	dBuV/m	dB	dBuV	dB/m	dB	dB	cm	deg																																																																																													
1 10520.00	51.54	68.30	-16.76	48.59	39.50	14.25	50.80	---	---	Peak																																																																																												
2 15780.00	47.20	74.00	-26.80	39.82	41.97	17.04	51.63	---	---	Peak																																																																																												

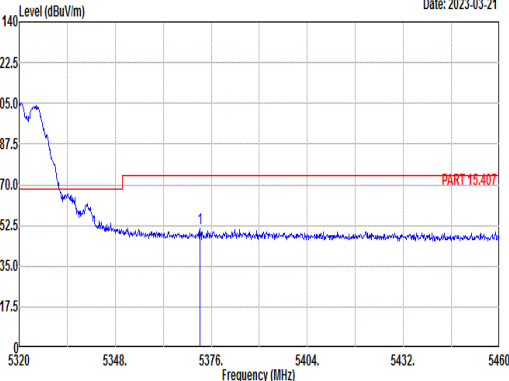
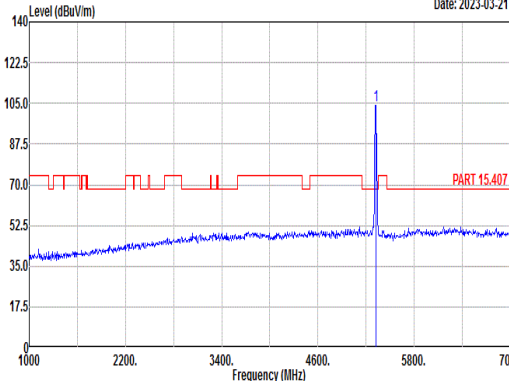
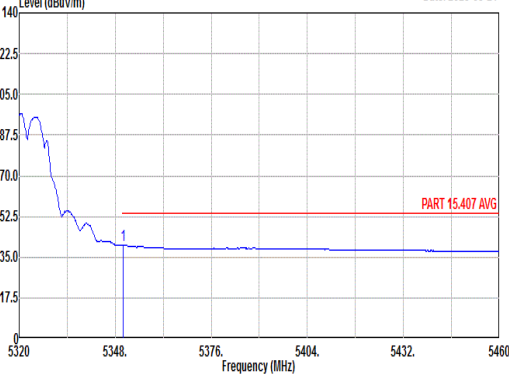
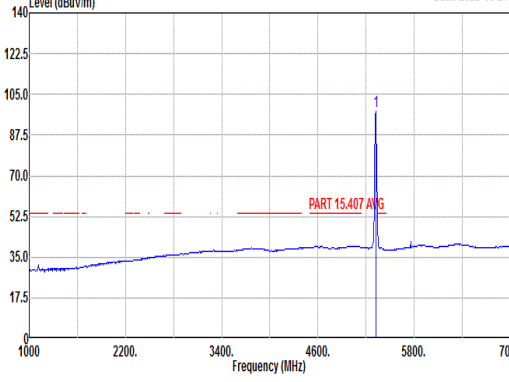


Mode	5																																																																																											
	Harmonic																																																																																											
	U-NII-2A_5.25-5.35_802.11a_CH60_5300MHz																																																																																											
ANT	5+6																																																																																											
Pol.	Horizontal	Vertical																																																																																										
Peak Avg	<div><p>Level (dBuV/m) Date: 2023-03-31</p><p>Site : 03CH01-SZ Condition: PART 15.407 3m HF_ANT(3117)_22 HORIZONTAL Mode : 5 IMEI : 352134980043864/352134980043872 Plane : Y with Accessories : 6W Power setting 16</p><table><tr><th></th><th>Limit</th><th>Read</th><th>Ant</th><th>Cable</th><th>Preamp</th><th>APos</th><th>TPos</th><th></th></tr><tr><th>Freq</th><th>Level</th><th>Line</th><th>Margin</th><th>Level</th><th>Factor</th><th>Loss</th><th>Factor</th><th>Remark</th></tr><tr><th>MHz</th><th>dBuV/m</th><th>dBuV/m</th><th>dB</th><th>dBuV</th><th>dB/m</th><th>dB</th><th>dB</th><th>cm</th></tr><tr><td>1 10600.00</td><td>47.58</td><td>74.00</td><td>-26.42</td><td>44.60</td><td>39.48</td><td>14.30</td><td>50.80</td><td>--- Peak</td></tr><tr><td>2 15900.00</td><td>47.62</td><td>74.00</td><td>-26.38</td><td>40.16</td><td>42.04</td><td>17.14</td><td>51.72</td><td>--- Peak</td></tr></table></div>		Limit	Read	Ant	Cable	Preamp	APos	TPos		Freq	Level	Line	Margin	Level	Factor	Loss	Factor	Remark	MHz	dBuV/m	dBuV/m	dB	dBuV	dB/m	dB	dB	cm	1 10600.00	47.58	74.00	-26.42	44.60	39.48	14.30	50.80	--- Peak	2 15900.00	47.62	74.00	-26.38	40.16	42.04	17.14	51.72	--- Peak	<div><p>Level (dBuV/m) Date: 2023-03-31</p><p>Site : 03CH01-SZ Condition: PART 15.407 3m HF_ANT(3117)_22 VERTICAL Mode : 5 IMEI : 352134980043864/352134980043872 Plane : Y with Accessories : 6W Power setting 16</p><table><tr><th></th><th>Limit</th><th>Read</th><th>Ant</th><th>Cable</th><th>Preamp</th><th>APos</th><th>TPos</th><th></th></tr><tr><th>Freq</th><th>Level</th><th>Line</th><th>Margin</th><th>Level</th><th>Factor</th><th>Loss</th><th>Factor</th><th>Remark</th></tr><tr><th>MHz</th><th>dBuV/m</th><th>dBuV/m</th><th>dB</th><th>dBuV</th><th>dB/m</th><th>dB</th><th>dB</th><th>cm</th></tr><tr><td>1 10600.00</td><td>47.08</td><td>74.00</td><td>-26.92</td><td>44.10</td><td>39.48</td><td>14.30</td><td>50.80</td><td>--- Peak</td></tr><tr><td>2 15900.00</td><td>47.96</td><td>74.00</td><td>-26.04</td><td>40.50</td><td>42.04</td><td>17.14</td><td>51.72</td><td>--- Peak</td></tr></table></div>		Limit	Read	Ant	Cable	Preamp	APos	TPos		Freq	Level	Line	Margin	Level	Factor	Loss	Factor	Remark	MHz	dBuV/m	dBuV/m	dB	dBuV	dB/m	dB	dB	cm	1 10600.00	47.08	74.00	-26.92	44.10	39.48	14.30	50.80	--- Peak	2 15900.00	47.96	74.00	-26.04	40.50	42.04	17.14	51.72	--- Peak
		Limit	Read	Ant	Cable	Preamp	APos	TPos																																																																																				
Freq	Level	Line	Margin	Level	Factor	Loss	Factor	Remark																																																																																				
MHz	dBuV/m	dBuV/m	dB	dBuV	dB/m	dB	dB	cm																																																																																				
1 10600.00	47.58	74.00	-26.42	44.60	39.48	14.30	50.80	--- Peak																																																																																				
2 15900.00	47.62	74.00	-26.38	40.16	42.04	17.14	51.72	--- Peak																																																																																				
	Limit	Read	Ant	Cable	Preamp	APos	TPos																																																																																					
Freq	Level	Line	Margin	Level	Factor	Loss	Factor	Remark																																																																																				
MHz	dBuV/m	dBuV/m	dB	dBuV	dB/m	dB	dB	cm																																																																																				
1 10600.00	47.08	74.00	-26.92	44.10	39.48	14.30	50.80	--- Peak																																																																																				
2 15900.00	47.96	74.00	-26.04	40.50	42.04	17.14	51.72	--- Peak																																																																																				



Mode	6																																																																	
	Band Edge																																																																	
	U-NII-2A_5.25-5.35_802.11a_CH64_5320MHz																																																																	
ANT	5+6																																																																	
Pol.	Horizontal	Fundamental																																																																
Peak	<div><p>Level (dBuV/m)</p><p>Date: 2023-03-21</p><p>Site : 03CH03-SZ Condition: PART 15.407 3m ANT3117_0057 HORIZONTAL : RBW:1000kHz VBW:3000kHz Mode : 6 Setting : 6W Power setting 16 Plane : Y with accessories : 352134980042460/352134980042478</p><table><tr><th>Limit</th><th>Read</th><th>Ant</th><th>Cable</th><th>Preamp</th><th>APos</th><th>TPos</th><th>Remark</th></tr><tr><th>Freq</th><th>Level</th><th>Line</th><th>Margin</th><th>Level</th><th>Factor</th><th>Loss</th><th>Factor</th></tr><tr><th>MHz</th><th>dBuV/m</th><th>dBuV/m</th><th>dB</th><th>dBuV</th><th>dB/m</th><th>dB</th><th>dB</th></tr><tr><td>1</td><td>5350.94</td><td>53.26</td><td>74.00</td><td>-20.74</td><td>43.64</td><td>34.46</td><td>8.33</td></tr></table></div>	Limit	Read	Ant	Cable	Preamp	APos	TPos	Remark	Freq	Level	Line	Margin	Level	Factor	Loss	Factor	MHz	dBuV/m	dBuV/m	dB	dBuV	dB/m	dB	dB	1	5350.94	53.26	74.00	-20.74	43.64	34.46	8.33	<div><p>Level (dBuV/m)</p><p>Date: 2023-03-21</p><p>Site : 03CH03-SZ Condition: PART 15.407 3m ANT3117_0057 HORIZONTAL : RBW:1000kHz VBW:3000kHz Mode : 6 Setting : 6W Power setting 16 Plane : Y with accessories : 352134980042460/352134980042478</p><table><tr><th>Limit</th><th>Read</th><th>Ant</th><th>Cable</th><th>Preamp</th><th>APos</th><th>TPos</th><th>Remark</th></tr><tr><th>Freq</th><th>Level</th><th>Line</th><th>Margin</th><th>Level</th><th>Factor</th><th>Loss</th><th>Factor</th></tr><tr><th>MHz</th><th>dBuV/m</th><th>dBuV/m</th><th>dB</th><th>dBuV</th><th>dB/m</th><th>dB</th><th>dB</th></tr><tr><td>1</td><td>5320.00</td><td>110.15</td><td>-----</td><td>-----</td><td>100.55</td><td>34.47</td><td>8.25</td></tr></table></div>	Limit	Read	Ant	Cable	Preamp	APos	TPos	Remark	Freq	Level	Line	Margin	Level	Factor	Loss	Factor	MHz	dBuV/m	dBuV/m	dB	dBuV	dB/m	dB	dB	1	5320.00	110.15	-----	-----	100.55	34.47	8.25
	Limit	Read	Ant	Cable	Preamp	APos	TPos	Remark																																																										
Freq	Level	Line	Margin	Level	Factor	Loss	Factor																																																											
MHz	dBuV/m	dBuV/m	dB	dBuV	dB/m	dB	dB																																																											
1	5350.94	53.26	74.00	-20.74	43.64	34.46	8.33																																																											
Limit	Read	Ant	Cable	Preamp	APos	TPos	Remark																																																											
Freq	Level	Line	Margin	Level	Factor	Loss	Factor																																																											
MHz	dBuV/m	dBuV/m	dB	dBuV	dB/m	dB	dB																																																											
1	5320.00	110.15	-----	-----	100.55	34.47	8.25																																																											
Avg	<div><p>Level (dBuV/m)</p><p>Date: 2023-03-21</p><p>Site : 03CH03-SZ Condition: PART 15.407 AVG 3m ANT3117_0057 HORIZONTAL : RBW:1000kHz VBW:0.010kHz Mode : 6 Setting : 6W Power setting 16 Plane : Y with accessories : 352134980042460/352134980042478</p><table><tr><th>Limit</th><th>Read</th><th>Ant</th><th>Cable</th><th>Preamp</th><th>APos</th><th>TPos</th><th>Remark</th></tr><tr><th>Freq</th><th>Level</th><th>Line</th><th>Margin</th><th>Level</th><th>Factor</th><th>Loss</th><th>Factor</th></tr><tr><th>MHz</th><th>dBuV/m</th><th>dBuV/m</th><th>dB</th><th>dBuV</th><th>dB/m</th><th>dB</th><th>dB</th></tr><tr><td>1</td><td>5350.38</td><td>41.85</td><td>54.00</td><td>-12.15</td><td>32.23</td><td>34.46</td><td>8.33</td></tr></table></div>	Limit	Read	Ant	Cable	Preamp	APos	TPos	Remark	Freq	Level	Line	Margin	Level	Factor	Loss	Factor	MHz	dBuV/m	dBuV/m	dB	dBuV	dB/m	dB	dB	1	5350.38	41.85	54.00	-12.15	32.23	34.46	8.33	<div><p>Level (dBuV/m)</p><p>Date: 2023-03-21</p><p>Site : 03CH03-SZ Condition: PART 15.407 AVG 3m ANT3117_0057 HORIZONTAL : RBW:1000kHz VBW:0.010kHz Mode : 6 Setting : 6W Power setting 16 Plane : Y with accessories : 352134980042460/352134980042478</p><table><tr><th>Limit</th><th>Read</th><th>Ant</th><th>Cable</th><th>Preamp</th><th>APos</th><th>TPos</th><th>Remark</th></tr><tr><th>Freq</th><th>Level</th><th>Line</th><th>Margin</th><th>Level</th><th>Factor</th><th>Loss</th><th>Factor</th></tr><tr><th>MHz</th><th>dBuV/m</th><th>dBuV/m</th><th>dB</th><th>dBuV</th><th>dB/m</th><th>dB</th><th>dB</th></tr><tr><td>1</td><td>5320.00</td><td>101.88</td><td>-----</td><td>-----</td><td>92.28</td><td>34.47</td><td>8.25</td></tr></table></div>	Limit	Read	Ant	Cable	Preamp	APos	TPos	Remark	Freq	Level	Line	Margin	Level	Factor	Loss	Factor	MHz	dBuV/m	dBuV/m	dB	dBuV	dB/m	dB	dB	1	5320.00	101.88	-----	-----	92.28	34.47	8.25
Limit	Read	Ant	Cable	Preamp	APos	TPos	Remark																																																											
Freq	Level	Line	Margin	Level	Factor	Loss	Factor																																																											
MHz	dBuV/m	dBuV/m	dB	dBuV	dB/m	dB	dB																																																											
1	5350.38	41.85	54.00	-12.15	32.23	34.46	8.33																																																											
Limit	Read	Ant	Cable	Preamp	APos	TPos	Remark																																																											
Freq	Level	Line	Margin	Level	Factor	Loss	Factor																																																											
MHz	dBuV/m	dBuV/m	dB	dBuV	dB/m	dB	dB																																																											
1	5320.00	101.88	-----	-----	92.28	34.47	8.25																																																											



		6																																																																								
Mode		Band Edge																																																																								
		U-NII-2A_5.25-5.35_802.11a_CH64_5320MHz																																																																								
ANT		5+6																																																																								
Pol.		Vertical					Fundamental																																																																			
Peak	 <p>Level (dBuV/m)</p> <p>Date: 2023-03-21</p> <p>Site : 03CH03-SZ Condition: PART 15.407 3m ANT3117_0057 VERTICAL : RBW:1000kHz VBW:3000kHz Mode : 6 Setting : 6W Power setting 16 Plane : Y with accessories : 352134980042460/352134980042478</p> <table><thead><tr><th></th><th>Limit</th><th>Read</th><th>Ant</th><th>Cable Preamp</th><th>APos</th><th>TPos</th><th>Remark</th></tr><tr><th>Freq</th><th>Level</th><th>Line</th><th>Margin</th><th>Level</th><th>Factor</th><th>Loss Factor</th><th></th></tr><tr><th>MHz</th><th>dBuV/m</th><th>dBuV/m</th><th>dB</th><th>dBuV</th><th>dB/m</th><th>dB</th><th>cm deg</th></tr></thead><tbody><tr><td>1 5372.64</td><td>51.15</td><td>74.00</td><td>-22.85</td><td>41.52</td><td>34.45</td><td>8.39 33.21</td><td>194 279 PEAK</td></tr></tbody></table>						Limit	Read	Ant	Cable Preamp	APos	TPos	Remark	Freq	Level	Line	Margin	Level	Factor	Loss Factor		MHz	dBuV/m	dBuV/m	dB	dBuV	dB/m	dB	cm deg	1 5372.64	51.15	74.00	-22.85	41.52	34.45	8.39 33.21	194 279 PEAK	 <p>Level (dBuV/m)</p> <p>Date: 2023-03-21</p> <p>Site : 03CH03-SZ Condition: PART 15.407 3m ANT3117_0057 VERTICAL : RBW:1000kHz VBW:3000kHz Mode : 6 Setting : 6W Power setting 16 Plane : Y with accessories : 352134980042460/352134980042478</p> <table><thead><tr><th></th><th>Limit</th><th>Read</th><th>Ant</th><th>Cable Preamp</th><th>APos</th><th>TPos</th><th>Remark</th></tr><tr><th>Freq</th><th>Level</th><th>Line</th><th>Margin</th><th>Level</th><th>Factor</th><th>Loss Factor</th><th></th></tr><tr><th>MHz</th><th>dBuV/m</th><th>dBuV/m</th><th>dB</th><th>dBuV</th><th>dB/m</th><th>dB</th><th>cm deg</th></tr></thead><tbody><tr><td>1 5320.00</td><td>104.21</td><td>-----</td><td>-----</td><td>94.61</td><td>34.47</td><td>8.25 33.12</td><td>194 279 PEAK</td></tr></tbody></table>						Limit	Read	Ant	Cable Preamp	APos	TPos	Remark	Freq	Level	Line	Margin	Level	Factor	Loss Factor		MHz	dBuV/m	dBuV/m	dB	dBuV	dB/m	dB	cm deg	1 5320.00	104.21	-----	-----	94.61	34.47	8.25 33.12	194 279 PEAK
		Limit	Read	Ant	Cable Preamp	APos	TPos	Remark																																																																		
Freq	Level	Line	Margin	Level	Factor	Loss Factor																																																																				
MHz	dBuV/m	dBuV/m	dB	dBuV	dB/m	dB	cm deg																																																																			
1 5372.64	51.15	74.00	-22.85	41.52	34.45	8.39 33.21	194 279 PEAK																																																																			
	Limit	Read	Ant	Cable Preamp	APos	TPos	Remark																																																																			
Freq	Level	Line	Margin	Level	Factor	Loss Factor																																																																				
MHz	dBuV/m	dBuV/m	dB	dBuV	dB/m	dB	cm deg																																																																			
1 5320.00	104.21	-----	-----	94.61	34.47	8.25 33.12	194 279 PEAK																																																																			
Avg	 <p>Level (dBuV/m)</p> <p>Date: 2023-03-21</p> <p>Site : 03CH03-SZ Condition: PART 15.407 AVG 3m ANT3117_0057 VERTICAL : RBW:1000kHz VBW:0.010kHz Mode : 6 Setting : 6W Power setting 16 Plane : Y with accessories : 352134980042460/352134980042478</p> <table><thead><tr><th></th><th>Limit</th><th>Read</th><th>Ant</th><th>Cable Preamp</th><th>APos</th><th>TPos</th><th>Remark</th></tr><tr><th>Freq</th><th>Level</th><th>Line</th><th>Margin</th><th>Level</th><th>Factor</th><th>Loss Factor</th><th></th></tr><tr><th>MHz</th><th>dBuV/m</th><th>dBuV/m</th><th>dB</th><th>dBuV</th><th>dB/m</th><th>dB</th><th>cm deg</th></tr></thead><tbody><tr><td>1 5350.38</td><td>40.34</td><td>54.00</td><td>-13.66</td><td>30.72</td><td>34.46</td><td>8.33 33.17</td><td>194 279 AVERAGE</td></tr></tbody></table>						Limit	Read	Ant	Cable Preamp	APos	TPos	Remark	Freq	Level	Line	Margin	Level	Factor	Loss Factor		MHz	dBuV/m	dBuV/m	dB	dBuV	dB/m	dB	cm deg	1 5350.38	40.34	54.00	-13.66	30.72	34.46	8.33 33.17	194 279 AVERAGE	 <p>Level (dBuV/m)</p> <p>Date: 2023-03-21</p> <p>Site : 03CH03-SZ Condition: PART 15.407 AVG 3m ANT3117_0057 VERTICAL : RBW:1000kHz VBW:0.010kHz Mode : 6 Setting : 6W Power setting 16 Plane : Y with accessories : 352134980042460/352134980042478</p> <table><thead><tr><th></th><th>Limit</th><th>Read</th><th>Ant</th><th>Cable Preamp</th><th>APos</th><th>TPos</th><th>Remark</th></tr><tr><th>Freq</th><th>Level</th><th>Line</th><th>Margin</th><th>Level</th><th>Factor</th><th>Loss Factor</th><th></th></tr><tr><th>MHz</th><th>dBuV/m</th><th>dBuV/m</th><th>dB</th><th>dBuV</th><th>dB/m</th><th>dB</th><th>cm deg</th></tr></thead><tbody><tr><td>1 5320.00</td><td>97.54</td><td>-----</td><td>-----</td><td>87.94</td><td>34.47</td><td>8.25 33.12</td><td>194 279 AVERAGE</td></tr></tbody></table>						Limit	Read	Ant	Cable Preamp	APos	TPos	Remark	Freq	Level	Line	Margin	Level	Factor	Loss Factor		MHz	dBuV/m	dBuV/m	dB	dBuV	dB/m	dB	cm deg	1 5320.00	97.54	-----	-----	87.94	34.47	8.25 33.12	194 279 AVERAGE
	Limit	Read	Ant	Cable Preamp	APos	TPos	Remark																																																																			
Freq	Level	Line	Margin	Level	Factor	Loss Factor																																																																				
MHz	dBuV/m	dBuV/m	dB	dBuV	dB/m	dB	cm deg																																																																			
1 5350.38	40.34	54.00	-13.66	30.72	34.46	8.33 33.17	194 279 AVERAGE																																																																			
	Limit	Read	Ant	Cable Preamp	APos	TPos	Remark																																																																			
Freq	Level	Line	Margin	Level	Factor	Loss Factor																																																																				
MHz	dBuV/m	dBuV/m	dB	dBuV	dB/m	dB	cm deg																																																																			
1 5320.00	97.54	-----	-----	87.94	34.47	8.25 33.12	194 279 AVERAGE																																																																			



Mode	6																																																																																											
	Harmonic																																																																																											
	U-NII-2A_5.25-5.35_802.11a_CH64_5320MHz																																																																																											
ANT	5+6																																																																																											
Pol.	Horizontal	Vertical																																																																																										
Peak Avg	<div><p>Level (dBuV/m) Date: 2023-03-31</p><p>Site : 03CH01-SZ Condition: PART 15.407 3m HF_ANT(3117)_22 HORIZONTAL Mode : 6 IMEI : 352134980043864/352134980043872 Plane : Y with Accessories : 6W Power setting 16</p><table><tr><th></th><th>Limit</th><th>Read</th><th>Ant</th><th>Cable</th><th>Preamp</th><th>APos</th><th>TPos</th><th></th></tr><tr><th>Freq</th><th>Level</th><th>Line</th><th>Margin</th><th>Level</th><th>Factor</th><th>Loss</th><th>Factor</th><th>Remark</th></tr><tr><th>MHz</th><th>dBuV/m</th><th>dBuV/m</th><th>dB</th><th>dBuV</th><th>dB/m</th><th>dB</th><th>dB</th><th>cm</th></tr><tr><td>1 10640.00</td><td>47.73</td><td>74.00</td><td>-26.27</td><td>44.74</td><td>39.47</td><td>14.32</td><td>50.80</td><td>--- Peak</td></tr><tr><td>2 15960.00</td><td>47.99</td><td>74.00</td><td>-26.01</td><td>40.49</td><td>42.08</td><td>17.19</td><td>51.77</td><td>--- Peak</td></tr></table></div>		Limit	Read	Ant	Cable	Preamp	APos	TPos		Freq	Level	Line	Margin	Level	Factor	Loss	Factor	Remark	MHz	dBuV/m	dBuV/m	dB	dBuV	dB/m	dB	dB	cm	1 10640.00	47.73	74.00	-26.27	44.74	39.47	14.32	50.80	--- Peak	2 15960.00	47.99	74.00	-26.01	40.49	42.08	17.19	51.77	--- Peak	<div><p>Level (dBuV/m) Date: 2023-03-31</p><p>Site : 03CH01-SZ Condition: PART 15.407 3m HF_ANT(3117)_22 VERTICAL Mode : 6 IMEI : 352134980043864/352134980043872 Plane : Y with Accessories : 6W Power setting 16</p><table><tr><th></th><th>Limit</th><th>Read</th><th>Ant</th><th>Cable</th><th>Preamp</th><th>APos</th><th>TPos</th><th></th></tr><tr><th>Freq</th><th>Level</th><th>Line</th><th>Margin</th><th>Level</th><th>Factor</th><th>Loss</th><th>Factor</th><th>Remark</th></tr><tr><th>MHz</th><th>dBuV/m</th><th>dBuV/m</th><th>dB</th><th>dBuV</th><th>dB/m</th><th>dB</th><th>dB</th><th>cm</th></tr><tr><td>1 10640.00</td><td>47.99</td><td>74.00</td><td>-26.01</td><td>45.00</td><td>39.47</td><td>14.32</td><td>50.80</td><td>--- Peak</td></tr><tr><td>2 15960.00</td><td>47.17</td><td>74.00</td><td>-26.83</td><td>39.67</td><td>42.08</td><td>17.19</td><td>51.77</td><td>--- Peak</td></tr></table></div>		Limit	Read	Ant	Cable	Preamp	APos	TPos		Freq	Level	Line	Margin	Level	Factor	Loss	Factor	Remark	MHz	dBuV/m	dBuV/m	dB	dBuV	dB/m	dB	dB	cm	1 10640.00	47.99	74.00	-26.01	45.00	39.47	14.32	50.80	--- Peak	2 15960.00	47.17	74.00	-26.83	39.67	42.08	17.19	51.77	--- Peak
		Limit	Read	Ant	Cable	Preamp	APos	TPos																																																																																				
Freq	Level	Line	Margin	Level	Factor	Loss	Factor	Remark																																																																																				
MHz	dBuV/m	dBuV/m	dB	dBuV	dB/m	dB	dB	cm																																																																																				
1 10640.00	47.73	74.00	-26.27	44.74	39.47	14.32	50.80	--- Peak																																																																																				
2 15960.00	47.99	74.00	-26.01	40.49	42.08	17.19	51.77	--- Peak																																																																																				
	Limit	Read	Ant	Cable	Preamp	APos	TPos																																																																																					
Freq	Level	Line	Margin	Level	Factor	Loss	Factor	Remark																																																																																				
MHz	dBuV/m	dBuV/m	dB	dBuV	dB/m	dB	dB	cm																																																																																				
1 10640.00	47.99	74.00	-26.01	45.00	39.47	14.32	50.80	--- Peak																																																																																				
2 15960.00	47.17	74.00	-26.83	39.67	42.08	17.19	51.77	--- Peak																																																																																				

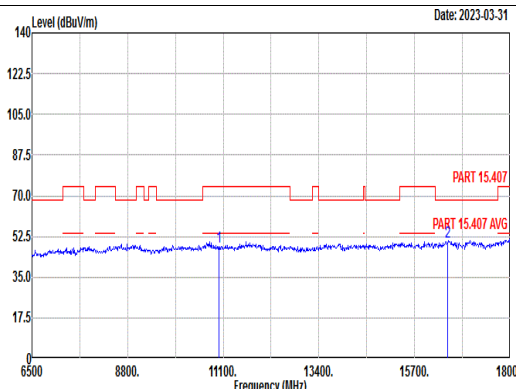
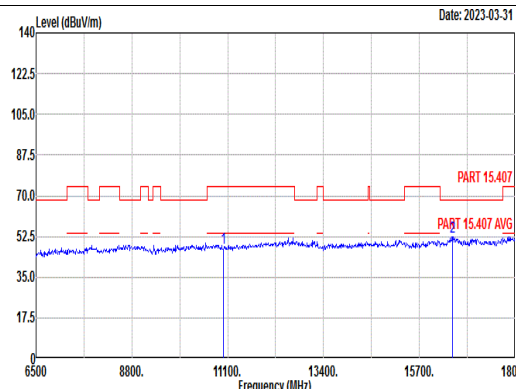


Mode	7																																																																																																
	Band Edge																																																																																																
	U-NII-2C_5.47-5.725_802.11a_CH100_5500MHz																																																																																																
ANT	5+6																																																																																																
Pol.	Horizontal	Fundamental																																																																																															
Peak	<div><div>Level (dBuV/m)</div><div>Date: 2023-03-21</div><div>Site : 03CH03-SZ Condition: PART 15.407 3m ANT3117_0057 HORIZONTAL : RBW:1000.000kHz VBW:3000.000kHz Mode : 7 Setting : 6W Power setting 16 Plane : Y with accessories : 352134980042460/352134980042478</div><table><tr><th></th><th>Limit</th><th>Margin</th><th>Read</th><th>Ant</th><th>Cable</th><th>Preamp</th><th>APos</th><th>TPos</th><th></th></tr><tr><th>Freq</th><th>Level</th><th>Line</th><th>(dB)</th><th>Level</th><th>Factor</th><th>Loss Factor</th><th></th><th></th><th>Remark</th></tr><tr><th>MHz</th><th>dBuV/m</th><th>dBuV/m</th><th></th><th>dBuV</th><th>dB/m</th><th>dB</th><th>dB</th><th>cm</th><th>deg</th></tr><tr><td>1</td><td>5457.40</td><td>52.15</td><td>74.00</td><td>-21.85</td><td>42.66</td><td>34.42</td><td>8.41</td><td>33.34</td><td>100</td><td>138</td><td>PEAK</td></tr><tr><td>2</td><td>5469.40</td><td>54.82</td><td>68.30</td><td>-13.48</td><td>45.37</td><td>34.41</td><td>8.40</td><td>33.36</td><td>100</td><td>138</td><td>PEAK</td></tr></table></div>		Limit	Margin	Read	Ant	Cable	Preamp	APos	TPos		Freq	Level	Line	(dB)	Level	Factor	Loss Factor			Remark	MHz	dBuV/m	dBuV/m		dBuV	dB/m	dB	dB	cm	deg	1	5457.40	52.15	74.00	-21.85	42.66	34.42	8.41	33.34	100	138	PEAK	2	5469.40	54.82	68.30	-13.48	45.37	34.41	8.40	33.36	100	138	PEAK	<div><div>Level (dBuV/m)</div><div>Date: 2023-03-21</div><div>Site : 03CH03-SZ Condition: PART 15.407 3m ANT3117_0057 HORIZONTAL : RBW:1000.000kHz VBW:3000.000kHz Mode : 7 Setting : 6W Power setting 16 Plane : Y with accessories : 352134980042460/352134980042478</div><table><tr><th></th><th>Limit</th><th>Margin</th><th>Read</th><th>Ant</th><th>Cable</th><th>Preamp</th><th>APos</th><th>TPos</th><th></th></tr><tr><th>Freq</th><th>Level</th><th>Line</th><th>(dB)</th><th>Level</th><th>Factor</th><th>Loss Factor</th><th></th><th></th><th>Remark</th></tr><tr><th>MHz</th><th>dBuV/m</th><th>dBuV/m</th><th></th><th>dBuV</th><th>dB/m</th><th>dB</th><th>dB</th><th>cm</th><th>deg</th></tr><tr><td>1</td><td>5500.00</td><td>108.86</td><td>-----</td><td>99.50</td><td>34.40</td><td>8.36</td><td>33.40</td><td>100</td><td>138</td><td>PEAK</td></tr></table></div>		Limit	Margin	Read	Ant	Cable	Preamp	APos	TPos		Freq	Level	Line	(dB)	Level	Factor	Loss Factor			Remark	MHz	dBuV/m	dBuV/m		dBuV	dB/m	dB	dB	cm	deg	1	5500.00	108.86	-----	99.50	34.40	8.36	33.40	100	138	PEAK
		Limit	Margin	Read	Ant	Cable	Preamp	APos	TPos																																																																																								
Freq	Level	Line	(dB)	Level	Factor	Loss Factor			Remark																																																																																								
MHz	dBuV/m	dBuV/m		dBuV	dB/m	dB	dB	cm	deg																																																																																								
1	5457.40	52.15	74.00	-21.85	42.66	34.42	8.41	33.34	100	138	PEAK																																																																																						
2	5469.40	54.82	68.30	-13.48	45.37	34.41	8.40	33.36	100	138	PEAK																																																																																						
	Limit	Margin	Read	Ant	Cable	Preamp	APos	TPos																																																																																									
Freq	Level	Line	(dB)	Level	Factor	Loss Factor			Remark																																																																																								
MHz	dBuV/m	dBuV/m		dBuV	dB/m	dB	dB	cm	deg																																																																																								
1	5500.00	108.86	-----	99.50	34.40	8.36	33.40	100	138	PEAK																																																																																							
Avg	<div><div>Level (dBuV/m)</div><div>Date: 2023-03-21</div><div>Site : 03CH03-SZ Condition: PART 15.407 AVG 3m ANT3117_0057 HORIZONTAL : RBW:1000.000kHz VBW:0.010kHz Mode : 7 Setting : 6W Power setting 16 Plane : Y with accessories : 352134980042460/352134980042478</div><table><tr><th></th><th>Limit</th><th>Margin</th><th>Read</th><th>Ant</th><th>Cable</th><th>Preamp</th><th>APos</th><th>TPos</th><th></th></tr><tr><th>Freq</th><th>Level</th><th>Line</th><th>(dB)</th><th>Level</th><th>Factor</th><th>Loss Factor</th><th></th><th></th><th>Remark</th></tr><tr><th>MHz</th><th>dBuV/m</th><th>dBuV/m</th><th></th><th>dBuV</th><th>dB/m</th><th>dB</th><th>dB</th><th>cm</th><th>deg</th></tr><tr><td>1</td><td>5459.95</td><td>41.19</td><td>54.00</td><td>-12.81</td><td>31.71</td><td>34.42</td><td>8.41</td><td>33.35</td><td>100</td><td>138</td><td>AVERAGE</td></tr></table></div>		Limit	Margin	Read	Ant	Cable	Preamp	APos	TPos		Freq	Level	Line	(dB)	Level	Factor	Loss Factor			Remark	MHz	dBuV/m	dBuV/m		dBuV	dB/m	dB	dB	cm	deg	1	5459.95	41.19	54.00	-12.81	31.71	34.42	8.41	33.35	100	138	AVERAGE	<div><div>Level (dBuV/m)</div><div>Date: 2023-03-21</div><div>Site : 03CH03-SZ Condition: PART 15.407 AVG 3m ANT3117_0057 HORIZONTAL : RBW:1000.000kHz VBW:0.010kHz Mode : 7 Setting : 6W Power setting 16 Plane : Y with accessories : 352134980042460/352134980042478</div><table><tr><th></th><th>Limit</th><th>Margin</th><th>Read</th><th>Ant</th><th>Cable</th><th>Preamp</th><th>APos</th><th>TPos</th><th></th></tr><tr><th>Freq</th><th>Level</th><th>Line</th><th>(dB)</th><th>Level</th><th>Factor</th><th>Loss Factor</th><th></th><th></th><th>Remark</th></tr><tr><th>MHz</th><th>dBuV/m</th><th>dBuV/m</th><th></th><th>dBuV</th><th>dB/m</th><th>dB</th><th>dB</th><th>cm</th><th>deg</th></tr><tr><td>1</td><td>5500.00</td><td>101.07</td><td>-----</td><td>91.71</td><td>34.40</td><td>8.36</td><td>33.40</td><td>100</td><td>138</td><td>AVERAGE</td></tr></table></div>		Limit	Margin	Read	Ant	Cable	Preamp	APos	TPos		Freq	Level	Line	(dB)	Level	Factor	Loss Factor			Remark	MHz	dBuV/m	dBuV/m		dBuV	dB/m	dB	dB	cm	deg	1	5500.00	101.07	-----	91.71	34.40	8.36	33.40	100	138	AVERAGE												
	Limit	Margin	Read	Ant	Cable	Preamp	APos	TPos																																																																																									
Freq	Level	Line	(dB)	Level	Factor	Loss Factor			Remark																																																																																								
MHz	dBuV/m	dBuV/m		dBuV	dB/m	dB	dB	cm	deg																																																																																								
1	5459.95	41.19	54.00	-12.81	31.71	34.42	8.41	33.35	100	138	AVERAGE																																																																																						
	Limit	Margin	Read	Ant	Cable	Preamp	APos	TPos																																																																																									
Freq	Level	Line	(dB)	Level	Factor	Loss Factor			Remark																																																																																								
MHz	dBuV/m	dBuV/m		dBuV	dB/m	dB	dB	cm	deg																																																																																								
1	5500.00	101.07	-----	91.71	34.40	8.36	33.40	100	138	AVERAGE																																																																																							



Mode	7																																																																																													
	Band Edge																																																																																													
	U-NII-2C_5.47-5.725_802.11a_CH100_5500MHz																																																																																													
ANT	5+6																																																																																													
Pol.	Vertical	Fundamental																																																																																												
Peak	<div><p>Level (dBuV/m)</p><p>Date: 2023-03-21</p><p>Site : 03CH03-SZ Condition: PART 15.407 3m ANT3117_0057 VERTICAL : RBW:1000.000kHz VBW:3000.000kHz Mode : 7 Setting : 6W Power setting 16 Plane : Y with accessories : 352134980042460/352134980042478</p><table><tr><th></th><th>Limit</th><th>Margin</th><th>Read</th><th>Ant</th><th>Cable</th><th>Preamp</th><th>APos</th><th>TPos</th><th></th></tr><tr><th>Freq</th><th>Level</th><th>Line</th><th>(dB)</th><th>Level</th><th>Factor</th><th>Loss Factor</th><th></th><th></th><th>Remark</th></tr><tr><th>MHz</th><th>dBuV/m</th><th>dBuV/m</th><th></th><th>dBuV</th><th>dB/m</th><th>dB</th><th>dB</th><th>cm</th><th>deg</th></tr><tr><td>1</td><td>5456.35</td><td>52.27</td><td>74.00</td><td>-21.73</td><td>42.78</td><td>34.42</td><td>8.41</td><td>33.34</td><td>100</td><td>243 PEAK</td></tr><tr><td>2</td><td>5465.50</td><td>55.92</td><td>68.30</td><td>-12.38</td><td>46.47</td><td>34.41</td><td>8.40</td><td>33.36</td><td>100</td><td>243 PEAK</td></tr></table></div>		Limit	Margin	Read	Ant	Cable	Preamp	APos	TPos		Freq	Level	Line	(dB)	Level	Factor	Loss Factor			Remark	MHz	dBuV/m	dBuV/m		dBuV	dB/m	dB	dB	cm	deg	1	5456.35	52.27	74.00	-21.73	42.78	34.42	8.41	33.34	100	243 PEAK	2	5465.50	55.92	68.30	-12.38	46.47	34.41	8.40	33.36	100	243 PEAK	<div><p>Level (dBuV/m)</p><p>Date: 2023-03-21</p><p>Site : 03CH03-SZ Condition: PART 15.407 3m ANT3117_0057 VERTICAL : RBW:1000.000kHz VBW:3000.000kHz Mode : 7 Setting : 6W Power setting 16 Plane : Y with accessories : 352134980042460/352134980042478</p><table><tr><th></th><th>Limit</th><th>Margin</th><th>Read</th><th>Ant</th><th>Cable</th><th>Preamp</th><th>APos</th><th>TPos</th><th></th></tr><tr><th>Freq</th><th>Level</th><th>Line</th><th>(dB)</th><th>Level</th><th>Factor</th><th>Loss Factor</th><th></th><th></th><th>Remark</th></tr><tr><th>MHz</th><th>dBuV/m</th><th>dBuV/m</th><th></th><th>dBuV</th><th>dB/m</th><th>dB</th><th>dB</th><th>cm</th><th>deg</th></tr><tr><td>1</td><td>5500.00</td><td>105.56</td><td>-----</td><td>96.20</td><td>34.40</td><td>8.36</td><td>33.40</td><td>100</td><td>243 PEAK</td></tr></table></div>		Limit	Margin	Read	Ant	Cable	Preamp	APos	TPos		Freq	Level	Line	(dB)	Level	Factor	Loss Factor			Remark	MHz	dBuV/m	dBuV/m		dBuV	dB/m	dB	dB	cm	deg	1	5500.00	105.56	-----	96.20	34.40	8.36	33.40	100	243 PEAK
		Limit	Margin	Read	Ant	Cable	Preamp	APos	TPos																																																																																					
Freq	Level	Line	(dB)	Level	Factor	Loss Factor			Remark																																																																																					
MHz	dBuV/m	dBuV/m		dBuV	dB/m	dB	dB	cm	deg																																																																																					
1	5456.35	52.27	74.00	-21.73	42.78	34.42	8.41	33.34	100	243 PEAK																																																																																				
2	5465.50	55.92	68.30	-12.38	46.47	34.41	8.40	33.36	100	243 PEAK																																																																																				
	Limit	Margin	Read	Ant	Cable	Preamp	APos	TPos																																																																																						
Freq	Level	Line	(dB)	Level	Factor	Loss Factor			Remark																																																																																					
MHz	dBuV/m	dBuV/m		dBuV	dB/m	dB	dB	cm	deg																																																																																					
1	5500.00	105.56	-----	96.20	34.40	8.36	33.40	100	243 PEAK																																																																																					
Avg	<div><p>Level (dBuV/m)</p><p>Date: 2023-03-21</p><p>Site : 03CH03-SZ Condition: PART 15.407 AVG 3m ANT3117_0057 VERTICAL : RBW:1000.000kHz VBW:0.010kHz Mode : 7 Setting : 6W Power setting 16 Plane : Y with accessories : 352134980042460/352134980042478</p><table><tr><th></th><th>Limit</th><th>Margin</th><th>Read</th><th>Ant</th><th>Cable</th><th>Preamp</th><th>APos</th><th>TPos</th><th></th></tr><tr><th>Freq</th><th>Level</th><th>Line</th><th>(dB)</th><th>Level</th><th>Factor</th><th>Loss Factor</th><th></th><th></th><th>Remark</th></tr><tr><th>MHz</th><th>dBuV/m</th><th>dBuV/m</th><th></th><th>dBuV</th><th>dB/m</th><th>dB</th><th>dB</th><th>cm</th><th>deg</th></tr><tr><td>1</td><td>5459.95</td><td>40.27</td><td>54.00</td><td>-13.73</td><td>30.79</td><td>34.42</td><td>8.41</td><td>33.35</td><td>100</td><td>243 AVERAGE</td></tr></table></div>		Limit	Margin	Read	Ant	Cable	Preamp	APos	TPos		Freq	Level	Line	(dB)	Level	Factor	Loss Factor			Remark	MHz	dBuV/m	dBuV/m		dBuV	dB/m	dB	dB	cm	deg	1	5459.95	40.27	54.00	-13.73	30.79	34.42	8.41	33.35	100	243 AVERAGE	<div><p>Level (dBuV/m)</p><p>Date: 2023-03-21</p><p>Site : 03CH03-SZ Condition: PART 15.407 AVG 3m ANT3117_0057 VERTICAL : RBW:1000.000kHz VBW:0.010kHz Mode : 7 Setting : 6W Power setting 16 Plane : Y with accessories : 352134980042460/352134980042478</p><table><tr><th></th><th>Limit</th><th>Margin</th><th>Read</th><th>Ant</th><th>Cable</th><th>Preamp</th><th>APos</th><th>TPos</th><th></th></tr><tr><th>Freq</th><th>Level</th><th>Line</th><th>(dB)</th><th>Level</th><th>Factor</th><th>Loss Factor</th><th></th><th></th><th>Remark</th></tr><tr><th>MHz</th><th>dBuV/m</th><th>dBuV/m</th><th></th><th>dBuV</th><th>dB/m</th><th>dB</th><th>dB</th><th>cm</th><th>deg</th></tr><tr><td>1</td><td>5500.00</td><td>98.02</td><td>-----</td><td>88.66</td><td>34.40</td><td>8.36</td><td>33.40</td><td>100</td><td>243 AVERAGE</td></tr></table></div>		Limit	Margin	Read	Ant	Cable	Preamp	APos	TPos		Freq	Level	Line	(dB)	Level	Factor	Loss Factor			Remark	MHz	dBuV/m	dBuV/m		dBuV	dB/m	dB	dB	cm	deg	1	5500.00	98.02	-----	88.66	34.40	8.36	33.40	100	243 AVERAGE											
	Limit	Margin	Read	Ant	Cable	Preamp	APos	TPos																																																																																						
Freq	Level	Line	(dB)	Level	Factor	Loss Factor			Remark																																																																																					
MHz	dBuV/m	dBuV/m		dBuV	dB/m	dB	dB	cm	deg																																																																																					
1	5459.95	40.27	54.00	-13.73	30.79	34.42	8.41	33.35	100	243 AVERAGE																																																																																				
	Limit	Margin	Read	Ant	Cable	Preamp	APos	TPos																																																																																						
Freq	Level	Line	(dB)	Level	Factor	Loss Factor			Remark																																																																																					
MHz	dBuV/m	dBuV/m		dBuV	dB/m	dB	dB	cm	deg																																																																																					
1	5500.00	98.02	-----	88.66	34.40	8.36	33.40	100	243 AVERAGE																																																																																					



Mode	7																																																																																																																						
	Harmonic																																																																																																																						
	U-NII-2C_5.47-5.725_802.11a_CH100_5500MHz																																																																																																																						
ANT	5+6																																																																																																																						
Pol.	Horizontal						Vertical																																																																																																																
Peak Avg																																																																																																																							
	Site : 03CH01-SZ Condition: PART 15.407 3m HF_ANT(3117)_22 HORIZONTAL Mode : 7 IMEI : 352134980043864/352134980043872 Plane : Y with Accessories : 6W Power setting 16						Site : 03CH01-SZ Condition: PART 15.407 3m HF_ANT(3117)_22 VERTICAL Mode : 7 IMEI : 352134980043864/352134980043872 Plane : Y with Accessories : 6W Power setting 16																																																																																																																
	<table><tr><th></th><th>Limit</th><th>Read</th><th>Ant</th><th>Cable</th><th>Preamp</th><th>APos</th><th>TPos</th><th></th></tr><tr><th>Freq</th><th>Level</th><th>Line</th><th>Margin</th><th>Level</th><th>Factor</th><th>Loss</th><th>Factor</th><th>Remark</th></tr><tr><th></th><th>MHz</th><th>dBuV/m</th><th>dBuV/m</th><th>dB</th><th>dBuV</th><th>dB/m</th><th>dB</th><th>dB</th><th>cm</th><th>deg</th><th></th></tr><tr><td>1</td><td>11000.00</td><td>47.82</td><td>74.00</td><td>-26.18</td><td>44.68</td><td>39.40</td><td>14.54</td><td>50.80</td><td>---</td><td>---</td><td>Peak</td></tr><tr><td>2</td><td>16500.00</td><td>49.97</td><td>68.30</td><td>-18.33</td><td>42.01</td><td>42.40</td><td>17.36</td><td>51.80</td><td>---</td><td>---</td><td>Peak</td></tr></table>							Limit	Read	Ant	Cable	Preamp	APos	TPos		Freq	Level	Line	Margin	Level	Factor	Loss	Factor	Remark		MHz	dBuV/m	dBuV/m	dB	dBuV	dB/m	dB	dB	cm	deg		1	11000.00	47.82	74.00	-26.18	44.68	39.40	14.54	50.80	---	---	Peak	2	16500.00	49.97	68.30	-18.33	42.01	42.40	17.36	51.80	---	---	Peak	<table><tr><th></th><th>Limit</th><th>Read</th><th>Ant</th><th>Cable</th><th>Preamp</th><th>APos</th><th>TPos</th><th></th></tr><tr><th>Freq</th><th>Level</th><th>Line</th><th>Margin</th><th>Level</th><th>Factor</th><th>Loss</th><th>Factor</th><th>Remark</th></tr><tr><th></th><th>MHz</th><th>dBuV/m</th><th>dBuV/m</th><th>dB</th><th>dBuV</th><th>dB/m</th><th>dB</th><th>dB</th><th>cm</th><th>deg</th><th></th></tr><tr><td>1</td><td>11000.00</td><td>47.44</td><td>74.00</td><td>-26.56</td><td>44.30</td><td>39.40</td><td>14.54</td><td>50.80</td><td>---</td><td>---</td><td>Peak</td></tr><tr><td>2</td><td>16500.00</td><td>52.15</td><td>68.30</td><td>-16.15</td><td>44.19</td><td>42.40</td><td>17.36</td><td>51.80</td><td>---</td><td>---</td><td>Peak</td></tr></table>							Limit	Read	Ant	Cable	Preamp	APos	TPos		Freq	Level	Line	Margin	Level	Factor	Loss	Factor	Remark		MHz	dBuV/m	dBuV/m	dB	dBuV	dB/m	dB	dB	cm	deg		1	11000.00	47.44	74.00	-26.56	44.30	39.40	14.54	50.80	---	---	Peak	2	16500.00	52.15	68.30	-16.15	44.19	42.40	17.36	51.80	---	---
	Limit	Read	Ant	Cable	Preamp	APos	TPos																																																																																																																
Freq	Level	Line	Margin	Level	Factor	Loss	Factor	Remark																																																																																																															
	MHz	dBuV/m	dBuV/m	dB	dBuV	dB/m	dB	dB	cm	deg																																																																																																													
1	11000.00	47.82	74.00	-26.18	44.68	39.40	14.54	50.80	---	---	Peak																																																																																																												
2	16500.00	49.97	68.30	-18.33	42.01	42.40	17.36	51.80	---	---	Peak																																																																																																												
	Limit	Read	Ant	Cable	Preamp	APos	TPos																																																																																																																
Freq	Level	Line	Margin	Level	Factor	Loss	Factor	Remark																																																																																																															
	MHz	dBuV/m	dBuV/m	dB	dBuV	dB/m	dB	dB	cm	deg																																																																																																													
1	11000.00	47.44	74.00	-26.56	44.30	39.40	14.54	50.80	---	---	Peak																																																																																																												
2	16500.00	52.15	68.30	-16.15	44.19	42.40	17.36	51.80	---	---	Peak																																																																																																												



Mode	8																																																																																																									
	Harmonic																																																																																																									
	U-NII-2C_5.47-5.725_802.11a_CH116_5580MHz																																																																																																									
ANT	5+6																																																																																																									
Pol.	Horizontal	Vertical																																																																																																								
Peak Avg	<div><p>Level (dBuV/m) Date: 2023-03-25</p><p>Site : 03CH01-SZ Condition: PART 15.407 3m HF_ANT(3117)_22 HORIZONTAL Mode : 8 IMEI : 352134980043864/352134980043872 Plane : Y with Accessories : 6W Power setting 16.5</p><table><tr><th></th><th>Limit</th><th>Read</th><th>Ant</th><th>Cable</th><th>Preamp</th><th>APos</th><th>TPos</th><th></th></tr><tr><th>Freq</th><th>Level</th><th>Line</th><th>Margin</th><th>Level</th><th>Factor</th><th>Loss</th><th>Factor</th><th>Remark</th></tr><tr><th>MHz</th><th>dBuV/m</th><th>dBuV/m</th><th>dB</th><th>dBuV</th><th>dB/m</th><th>dB</th><th>dB</th><th>cm</th><th>deg</th></tr><tr><td>1</td><td>11160.00</td><td>47.08</td><td>74.00</td><td>-26.92</td><td>43.68</td><td>39.53</td><td>14.64</td><td>50.77</td><td>---</td><td>---</td><td>Peak</td></tr><tr><td>2</td><td>16740.00</td><td>47.56</td><td>68.30</td><td>-20.74</td><td>39.43</td><td>42.45</td><td>17.43</td><td>51.75</td><td>---</td><td>---</td><td>Peak</td></tr></table></div>		Limit	Read	Ant	Cable	Preamp	APos	TPos		Freq	Level	Line	Margin	Level	Factor	Loss	Factor	Remark	MHz	dBuV/m	dBuV/m	dB	dBuV	dB/m	dB	dB	cm	deg	1	11160.00	47.08	74.00	-26.92	43.68	39.53	14.64	50.77	---	---	Peak	2	16740.00	47.56	68.30	-20.74	39.43	42.45	17.43	51.75	---	---	Peak	<div><p>Level (dBuV/m) Date: 2023-03-31</p><p>Site : 03CH01-SZ Condition: PART 15.407 3m HF_ANT(3117)_22 VERTICAL Mode : 8 IMEI : 352134980043864/352134980043872 Plane : Y with Accessories : 6W Power setting 16.5</p><table><tr><th></th><th>Limit</th><th>Read</th><th>Ant</th><th>Cable</th><th>Preamp</th><th>APos</th><th>TPos</th><th></th></tr><tr><th>Freq</th><th>Level</th><th>Line</th><th>Margin</th><th>Level</th><th>Factor</th><th>Loss</th><th>Factor</th><th>Remark</th></tr><tr><th>MHz</th><th>dBuV/m</th><th>dBuV/m</th><th>dB</th><th>dBuV</th><th>dB/m</th><th>dB</th><th>dB</th><th>cm</th><th>deg</th></tr><tr><td>1</td><td>11160.00</td><td>47.46</td><td>74.00</td><td>-26.54</td><td>44.06</td><td>39.53</td><td>14.64</td><td>50.77</td><td>---</td><td>---</td><td>Peak</td></tr><tr><td>2</td><td>16740.00</td><td>47.70</td><td>68.30</td><td>-20.60</td><td>39.57</td><td>42.45</td><td>17.43</td><td>51.75</td><td>---</td><td>---</td><td>Peak</td></tr></table></div>		Limit	Read	Ant	Cable	Preamp	APos	TPos		Freq	Level	Line	Margin	Level	Factor	Loss	Factor	Remark	MHz	dBuV/m	dBuV/m	dB	dBuV	dB/m	dB	dB	cm	deg	1	11160.00	47.46	74.00	-26.54	44.06	39.53	14.64	50.77	---	---	Peak	2	16740.00	47.70	68.30	-20.60	39.57	42.45	17.43	51.75	---	---	Peak
		Limit	Read	Ant	Cable	Preamp	APos	TPos																																																																																																		
Freq	Level	Line	Margin	Level	Factor	Loss	Factor	Remark																																																																																																		
MHz	dBuV/m	dBuV/m	dB	dBuV	dB/m	dB	dB	cm	deg																																																																																																	
1	11160.00	47.08	74.00	-26.92	43.68	39.53	14.64	50.77	---	---	Peak																																																																																															
2	16740.00	47.56	68.30	-20.74	39.43	42.45	17.43	51.75	---	---	Peak																																																																																															
	Limit	Read	Ant	Cable	Preamp	APos	TPos																																																																																																			
Freq	Level	Line	Margin	Level	Factor	Loss	Factor	Remark																																																																																																		
MHz	dBuV/m	dBuV/m	dB	dBuV	dB/m	dB	dB	cm	deg																																																																																																	
1	11160.00	47.46	74.00	-26.54	44.06	39.53	14.64	50.77	---	---	Peak																																																																																															
2	16740.00	47.70	68.30	-20.60	39.57	42.45	17.43	51.75	---	---	Peak																																																																																															



Mode	9																																																																																															
	Band Edge																																																																																															
	U-NII-2C_5.47-5.725_802.11a_CH140_5700MHz																																																																																															
ANT	5+6																																																																																															
Pol.	Horizontal						Fundamental																																																																																									
Peak	<div><p>Level (dBuV/m) Date: 2023-03-21</p><p>Site : 03CH03-SZ Condition: PART 15.407 3m ANT3117_0057 HORIZONTAL : RBW:1000kHz VBW:3000kHz Mode : 9 Setting : 6W Power setting 16 Plane : Y with accessories : 352134980042460/352134980042478</p><table><tr><th></th><th>Limit</th><th>Read</th><th>Ant</th><th>Cable</th><th>Preamp</th><th>APos</th><th>TPos</th><th></th></tr><tr><th>Freq</th><th>Level</th><th>Line</th><th>Margin</th><th>Level</th><th>Factor</th><th>Loss</th><th>Factor</th><th>Remark</th></tr><tr><th></th><th>MHz</th><th>dBuV/m</th><th>dBuV/m</th><th>dB</th><th>dBuV</th><th>dB/m</th><th>dB</th><th>dB</th><th>cm</th><th>deg</th><th></th></tr><tr><td>1</td><td>5725.87</td><td>65.23</td><td>68.30</td><td>-3.07</td><td>55.01</td><td>34.90</td><td>8.68</td><td>33.36</td><td>213</td><td>45</td><td>PEAK</td></tr></table></div>							Limit	Read	Ant	Cable	Preamp	APos	TPos		Freq	Level	Line	Margin	Level	Factor	Loss	Factor	Remark		MHz	dBuV/m	dBuV/m	dB	dBuV	dB/m	dB	dB	cm	deg		1	5725.87	65.23	68.30	-3.07	55.01	34.90	8.68	33.36	213	45	PEAK	<div><p>Level (dBuV/m) Date: 2023-03-21</p><p>Site : 03CH03-SZ Condition: PART 15.407 3m ANT3117_0057 HORIZONTAL : RBW:1000kHz VBW:3000kHz Mode : 9 Setting : 6W Power setting 16 Plane : Y with accessories : 352134980042460/352134980042478</p><table><tr><th></th><th>Limit</th><th>Read</th><th>Ant</th><th>Cable</th><th>Preamp</th><th>APos</th><th>TPos</th><th></th></tr><tr><th>Freq</th><th>Level</th><th>Line</th><th>Margin</th><th>Level</th><th>Factor</th><th>Loss</th><th>Factor</th><th>Remark</th></tr><tr><th></th><th>MHz</th><th>dBuV/m</th><th>dBuV/m</th><th>dB</th><th>dBuV</th><th>dB/m</th><th>dB</th><th>dB</th><th>cm</th><th>deg</th><th></th></tr><tr><td>1</td><td>5700.00</td><td>108.13</td><td>-----</td><td>-----</td><td>98.04</td><td>34.85</td><td>8.60</td><td>33.36</td><td>213</td><td>45</td><td>PEAK</td></tr></table></div>							Limit	Read	Ant	Cable	Preamp	APos	TPos		Freq	Level	Line	Margin	Level	Factor	Loss	Factor	Remark		MHz	dBuV/m	dBuV/m	dB	dBuV	dB/m	dB	dB	cm	deg		1	5700.00	108.13	-----	-----	98.04	34.85	8.60	33.36	213	45	PEAK
		Limit	Read	Ant	Cable	Preamp	APos	TPos																																																																																								
Freq	Level	Line	Margin	Level	Factor	Loss	Factor	Remark																																																																																								
	MHz	dBuV/m	dBuV/m	dB	dBuV	dB/m	dB	dB	cm	deg																																																																																						
1	5725.87	65.23	68.30	-3.07	55.01	34.90	8.68	33.36	213	45	PEAK																																																																																					
	Limit	Read	Ant	Cable	Preamp	APos	TPos																																																																																									
Freq	Level	Line	Margin	Level	Factor	Loss	Factor	Remark																																																																																								
	MHz	dBuV/m	dBuV/m	dB	dBuV	dB/m	dB	dB	cm	deg																																																																																						
1	5700.00	108.13	-----	-----	98.04	34.85	8.60	33.36	213	45	PEAK																																																																																					
Avg	Blank						<div><p>Level (dBuV/m) Date: 2023-03-21</p><p>Site : 03CH03-SZ Condition: PART 15.407 AVG 3m ANT3117_0057 HORIZONTAL : RBW:1000kHz VBW:0.010kHz Mode : 9 Setting : 6W Power setting 16 Plane : Y with accessories : 352134980042460/352134980042478</p><table><tr><th></th><th>Limit</th><th>Read</th><th>Ant</th><th>Cable</th><th>Preamp</th><th>APos</th><th>TPos</th><th></th></tr><tr><th>Freq</th><th>Level</th><th>Line</th><th>Margin</th><th>Level</th><th>Factor</th><th>Loss</th><th>Factor</th><th>Remark</th></tr><tr><th></th><th>MHz</th><th>dBuV/m</th><th>dBuV/m</th><th>dB</th><th>dBuV</th><th>dB/m</th><th>dB</th><th>dB</th><th>cm</th><th>deg</th><th></th></tr><tr><td>1</td><td>5700.00</td><td>101.13</td><td>-----</td><td>-----</td><td>91.08</td><td>34.84</td><td>8.57</td><td>33.36</td><td>213</td><td>45</td><td>AVERAGE</td></tr></table></div>							Limit	Read	Ant	Cable	Preamp	APos	TPos		Freq	Level	Line	Margin	Level	Factor	Loss	Factor	Remark		MHz	dBuV/m	dBuV/m	dB	dBuV	dB/m	dB	dB	cm	deg		1	5700.00	101.13	-----	-----	91.08	34.84	8.57	33.36	213	45	AVERAGE																																										
	Limit	Read	Ant	Cable	Preamp	APos	TPos																																																																																									
Freq	Level	Line	Margin	Level	Factor	Loss	Factor	Remark																																																																																								
	MHz	dBuV/m	dBuV/m	dB	dBuV	dB/m	dB	dB	cm	deg																																																																																						
1	5700.00	101.13	-----	-----	91.08	34.84	8.57	33.36	213	45	AVERAGE																																																																																					



Mode	9																																																																																										
	Band Edge																																																																																										
	U-NII-2C_5.47-5.725_802.11a_CH140_5700MHz																																																																																										
ANT	5+6																																																																																										
Pol.	Vertical						Fundamental																																																																																				
Peak	<div><p>Level (dBuV/m) Date: 2023-03-21</p><p>Site : 03CH03-SZ Condition: PART 15.407 3m ANT3117_0057 VERTICAL : RBW:1000kHz VBW:3000kHz Mode : 9 Setting : 6W Power setting 16 Plane : Y with accessories : 352134980042460/352134980042478</p><table><tr><th></th><th>Limit</th><th>Read</th><th>Ant</th><th>Cable</th><th>Preamp</th><th>APos</th><th>TPos</th><th>Remark</th></tr><tr><th>Freq</th><th>Level</th><th>Line</th><th>Margin</th><th>Level</th><th>Factor</th><th>Loss</th><th>Factor</th><th></th></tr><tr><th></th><th>MHz</th><th>dBuV/m</th><th>dBuV/m</th><th>dB</th><th>dBuV</th><th>dB/m</th><th>dB</th><th>cm</th><th>deg</th></tr><tr><td>1</td><td>5726.91</td><td>64.77</td><td>68.30</td><td>-3.53</td><td>54.54</td><td>34.90</td><td>8.68</td><td>33.35</td><td>300</td><td>263</td><td>PEAK</td></tr></table></div>							Limit	Read	Ant	Cable	Preamp	APos	TPos	Remark	Freq	Level	Line	Margin	Level	Factor	Loss	Factor			MHz	dBuV/m	dBuV/m	dB	dBuV	dB/m	dB	cm	deg	1	5726.91	64.77	68.30	-3.53	54.54	34.90	8.68	33.35	300	263	PEAK	<div><p>Level (dBuV/m) Date: 2023-03-21</p><p>Site : 03CH03-SZ Condition: PART 15.407 3m ANT3117_0057 VERTICAL : RBW:1000kHz VBW:3000kHz Mode : 9 Setting : 6W Power setting 16 Plane : Y with accessories : 352134980042460/352134980042478</p><table><tr><th></th><th>Limit</th><th>Read</th><th>Ant</th><th>Cable</th><th>Preamp</th><th>APos</th><th>TPos</th><th>Remark</th></tr><tr><th>Freq</th><th>Level</th><th>Line</th><th>Margin</th><th>Level</th><th>Factor</th><th>Loss</th><th>Factor</th><th></th></tr><tr><th></th><th>MHz</th><th>dBuV/m</th><th>dBuV/m</th><th>dB</th><th>dBuV</th><th>dB/m</th><th>dB</th><th>cm</th><th>deg</th></tr><tr><td>1</td><td>5700.00</td><td>109.35</td><td>-----</td><td>-----</td><td>99.26</td><td>34.85</td><td>8.60</td><td>33.36</td><td>300</td><td>263</td><td>PEAK</td></tr></table></div>						Limit	Read	Ant	Cable	Preamp	APos	TPos	Remark	Freq	Level	Line	Margin	Level	Factor	Loss	Factor			MHz	dBuV/m	dBuV/m	dB	dBuV	dB/m	dB	cm	deg	1	5700.00	109.35	-----	-----	99.26	34.85	8.60	33.36	300	263	PEAK
		Limit	Read	Ant	Cable	Preamp	APos	TPos	Remark																																																																																		
Freq	Level	Line	Margin	Level	Factor	Loss	Factor																																																																																				
	MHz	dBuV/m	dBuV/m	dB	dBuV	dB/m	dB	cm	deg																																																																																		
1	5726.91	64.77	68.30	-3.53	54.54	34.90	8.68	33.35	300	263	PEAK																																																																																
	Limit	Read	Ant	Cable	Preamp	APos	TPos	Remark																																																																																			
Freq	Level	Line	Margin	Level	Factor	Loss	Factor																																																																																				
	MHz	dBuV/m	dBuV/m	dB	dBuV	dB/m	dB	cm	deg																																																																																		
1	5700.00	109.35	-----	-----	99.26	34.85	8.60	33.36	300	263	PEAK																																																																																
Avg	Blank						<div><p>Level (dBuV/m) Date: 2023-03-21</p><p>Site : 03CH03-SZ Condition: PART 15.407 AVG 3m ANT3117_0057 VERTICAL : RBW:1000kHz VBW:0.010kHz Mode : 9 Setting : 6W Power setting 16 Plane : Y with accessories : 352134980042460/352134980042478</p><table><tr><th></th><th>Limit</th><th>Read</th><th>Ant</th><th>Cable</th><th>Preamp</th><th>APos</th><th>TPos</th><th>Remark</th></tr><tr><th>Freq</th><th>Level</th><th>Line</th><th>Margin</th><th>Level</th><th>Factor</th><th>Loss</th><th>Factor</th><th></th></tr><tr><th></th><th>MHz</th><th>dBuV/m</th><th>dBuV/m</th><th>dB</th><th>dBuV</th><th>dB/m</th><th>dB</th><th>cm</th><th>deg</th></tr><tr><td>1</td><td>5700.00</td><td>100.83</td><td>-----</td><td>-----</td><td>90.74</td><td>34.85</td><td>8.60</td><td>33.36</td><td>300</td><td>263</td><td>AVERAGE</td></tr></table></div>						Limit	Read	Ant	Cable	Preamp	APos	TPos	Remark	Freq	Level	Line	Margin	Level	Factor	Loss	Factor			MHz	dBuV/m	dBuV/m	dB	dBuV	dB/m	dB	cm	deg	1	5700.00	100.83	-----	-----	90.74	34.85	8.60	33.36	300	263	AVERAGE																																								
	Limit	Read	Ant	Cable	Preamp	APos	TPos	Remark																																																																																			
Freq	Level	Line	Margin	Level	Factor	Loss	Factor																																																																																				
	MHz	dBuV/m	dBuV/m	dB	dBuV	dB/m	dB	cm	deg																																																																																		
1	5700.00	100.83	-----	-----	90.74	34.85	8.60	33.36	300	263	AVERAGE																																																																																

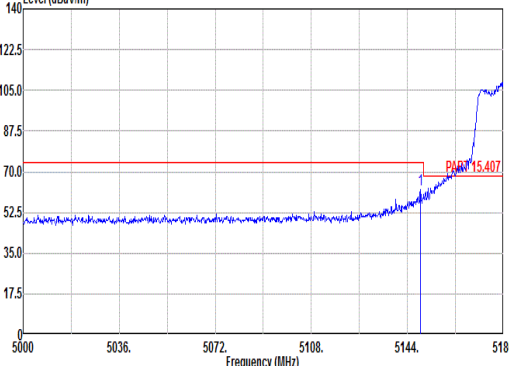
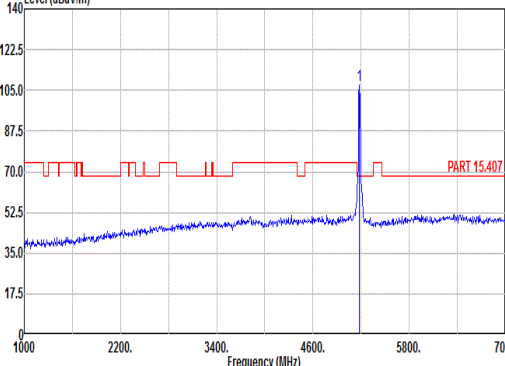
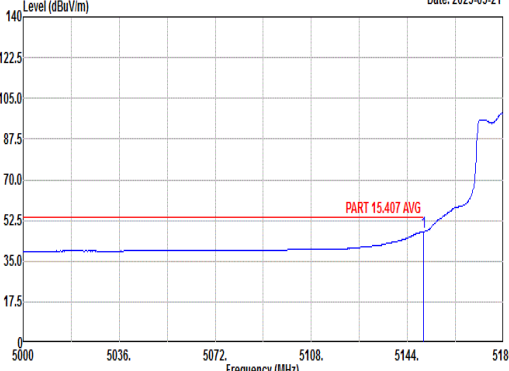
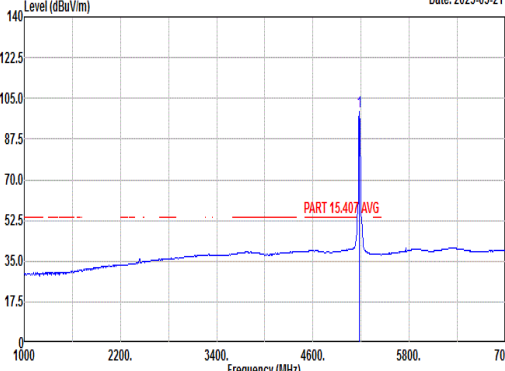


Mode	9																																																																																																																	
	Harmonic																																																																																																																	
	U-NII-2C_5.47-5.725_802.11a_CH140_5700MHz																																																																																																																	
ANT	5+6																																																																																																																	
Pol.	Horizontal						Vertical																																																																																																											
Peak Avg	<div><p>Level (dBuV/m) Date: 2023-03-31</p><p>Site : 03CH01-SZ Condition: PART 15.407 3m HF_ANT(3117)_22 HORIZONTAL Mode : 9 IMEI : 352134980043864/352134980043872 Plane : Y with Accessories : 6W Power setting 16</p><table><tr><th></th><th>Limit</th><th>Read</th><th>Ant</th><th>Cable</th><th>Preamp</th><th>APos</th><th>TPos</th><th></th></tr><tr><th>Freq</th><th>Level</th><th>Line</th><th>Margin</th><th>Level</th><th>Factor</th><th>Loss</th><th>Factor</th><th>Remark</th></tr><tr><th>MHz</th><th>dBuV/m</th><th>dBuV/m</th><th>dB</th><th>dBuV</th><th>dB/m</th><th>dB</th><th>dB</th><th>cm</th></tr><tr><td>1</td><td>11160.00</td><td>47.27</td><td>74.00</td><td>-26.73</td><td>43.87</td><td>39.53</td><td>14.64</td><td>50.77</td><td>---</td><td>---</td><td>Peak</td></tr><tr><td>2</td><td>16740.00</td><td>47.42</td><td>68.30</td><td>-20.88</td><td>39.29</td><td>42.45</td><td>17.43</td><td>51.75</td><td>---</td><td>---</td><td>Peak</td></tr></table></div>							Limit	Read	Ant	Cable	Preamp	APos	TPos		Freq	Level	Line	Margin	Level	Factor	Loss	Factor	Remark	MHz	dBuV/m	dBuV/m	dB	dBuV	dB/m	dB	dB	cm	1	11160.00	47.27	74.00	-26.73	43.87	39.53	14.64	50.77	---	---	Peak	2	16740.00	47.42	68.30	-20.88	39.29	42.45	17.43	51.75	---	---	Peak	<div><p>Level (dBuV/m) Date: 2023-03-31</p><p>Site : 03CH01-SZ Condition: PART 15.407 3m HF_ANT(3117)_22 VERTICAL Mode : 9 IMEI : 352134980043864/352134980043872 Plane : Y with Accessories : 6W Power setting 16</p><table><tr><th></th><th>Limit</th><th>Read</th><th>Ant</th><th>Cable</th><th>Preamp</th><th>APos</th><th>TPos</th><th></th></tr><tr><th>Freq</th><th>Level</th><th>Line</th><th>Margin</th><th>Level</th><th>Factor</th><th>Loss</th><th>Factor</th><th>Remark</th></tr><tr><th>MHz</th><th>dBuV/m</th><th>dBuV/m</th><th>dB</th><th>dBuV</th><th>dB/m</th><th>dB</th><th>dB</th><th>cm</th></tr><tr><td>1</td><td>11160.00</td><td>47.89</td><td>74.00</td><td>-26.11</td><td>44.49</td><td>39.53</td><td>14.64</td><td>50.77</td><td>---</td><td>---</td><td>Peak</td></tr><tr><td>2</td><td>16740.00</td><td>48.74</td><td>68.30</td><td>-19.56</td><td>40.61</td><td>42.45</td><td>17.43</td><td>51.75</td><td>---</td><td>---</td><td>Peak</td></tr></table></div>							Limit	Read	Ant	Cable	Preamp	APos	TPos		Freq	Level	Line	Margin	Level	Factor	Loss	Factor	Remark	MHz	dBuV/m	dBuV/m	dB	dBuV	dB/m	dB	dB	cm	1	11160.00	47.89	74.00	-26.11	44.49	39.53	14.64	50.77	---	---	Peak	2	16740.00	48.74	68.30	-19.56	40.61	42.45	17.43	51.75	---	---	Peak
		Limit	Read	Ant	Cable	Preamp	APos	TPos																																																																																																										
	Freq	Level	Line	Margin	Level	Factor	Loss	Factor	Remark																																																																																																									
MHz	dBuV/m	dBuV/m	dB	dBuV	dB/m	dB	dB	cm																																																																																																										
1	11160.00	47.27	74.00	-26.73	43.87	39.53	14.64	50.77	---	---	Peak																																																																																																							
2	16740.00	47.42	68.30	-20.88	39.29	42.45	17.43	51.75	---	---	Peak																																																																																																							
	Limit	Read	Ant	Cable	Preamp	APos	TPos																																																																																																											
Freq	Level	Line	Margin	Level	Factor	Loss	Factor	Remark																																																																																																										
MHz	dBuV/m	dBuV/m	dB	dBuV	dB/m	dB	dB	cm																																																																																																										
1	11160.00	47.89	74.00	-26.11	44.49	39.53	14.64	50.77	---	---	Peak																																																																																																							
2	16740.00	48.74	68.30	-19.56	40.61	42.45	17.43	51.75	---	---	Peak																																																																																																							

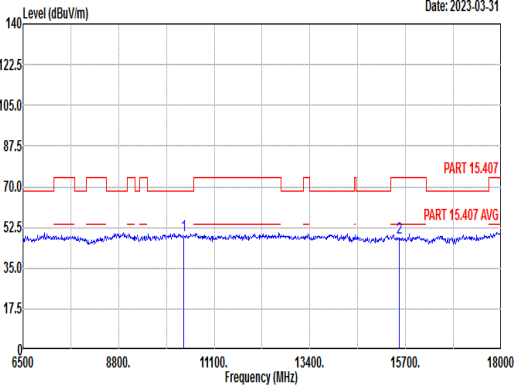
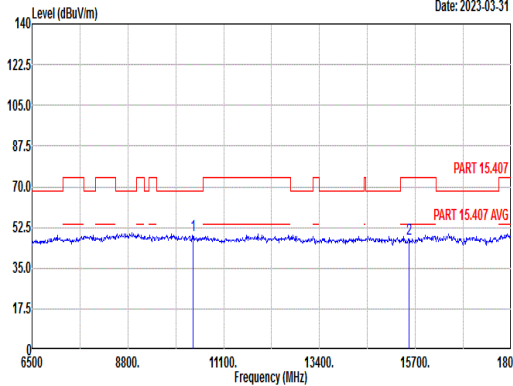


Mode	10																																																																																											
	Band Edge																																																																																											
	U-NII-1_5.15-5.25_802.11ax HE20_CH36_Full_5180MHz																																																																																											
ANT	5+6																																																																																											
Pol.	Horizontal						Fundamental																																																																																					
Peak	<div><p>Level (dBuV/m)</p><p>Date: 2023-03-21</p><p>Site : 03CH03-SZ Condition: PART 15.407 3m ANT3117_0057 HORIZONTAL : RBW:1000kHz VBW:3000kHz Mode : 10 Setting : MCS0 Power setting 16.5 Plane : Y with accessories : 352134980042460/352134980042478</p><table><tr><th></th><th>Limit</th><th>Read</th><th>Ant</th><th>Cable</th><th>Preamp</th><th>APos</th><th>TPos</th><th>Remark</th></tr><tr><th>Freq</th><th>Level</th><th>Line</th><th>Margin</th><th>Level</th><th>Factor</th><th>Loss</th><th>Factor</th><th></th></tr><tr><th></th><th>MHz</th><th>dBuV/m</th><th>dBuV/m</th><th>dB</th><th>dBuV</th><th>dB/m</th><th>dB</th><th>cm</th><th>deg</th></tr><tr><td>1</td><td>5149.94</td><td>63.09</td><td>74.00</td><td>-10.91</td><td>53.48</td><td>34.54</td><td>7.92</td><td>32.85</td><td>177</td><td>133</td><td>PEAK</td></tr></table></div>							Limit	Read	Ant	Cable	Preamp	APos	TPos	Remark	Freq	Level	Line	Margin	Level	Factor	Loss	Factor			MHz	dBuV/m	dBuV/m	dB	dBuV	dB/m	dB	cm	deg	1	5149.94	63.09	74.00	-10.91	53.48	34.54	7.92	32.85	177	133	PEAK	<div><p>Level (dBuV/m)</p><p>Date: 2023-03-21</p><p>Site : 03CH03-SZ Condition: PART 15.407 3m ANT3117_0057 HORIZONTAL : RBW:1000kHz VBW:3000kHz Mode : 10 Setting : MCS0 Power setting 16.5 Plane : Y with accessories : 352134980042460/352134980042478</p><table><tr><th></th><th>Limit</th><th>Read</th><th>Ant</th><th>Cable</th><th>Preamp</th><th>APos</th><th>TPos</th><th>Remark</th></tr><tr><th>Freq</th><th>Level</th><th>Line</th><th>Margin</th><th>Level</th><th>Factor</th><th>Loss</th><th>Factor</th><th></th></tr><tr><th></th><th>MHz</th><th>dBuV/m</th><th>dBuV/m</th><th>dB</th><th>dBuV</th><th>dB/m</th><th>dB</th><th>cm</th><th>deg</th></tr><tr><td>1</td><td>5180.00</td><td>111.51</td><td>-----</td><td>-----</td><td>101.94</td><td>34.53</td><td>7.94</td><td>32.90</td><td>177</td><td>133</td><td>PEAK</td></tr></table></div>							Limit	Read	Ant	Cable	Preamp	APos	TPos	Remark	Freq	Level	Line	Margin	Level	Factor	Loss	Factor			MHz	dBuV/m	dBuV/m	dB	dBuV	dB/m	dB	cm	deg	1	5180.00	111.51	-----	-----	101.94	34.53	7.94	32.90	177	133	PEAK
		Limit	Read	Ant	Cable	Preamp	APos	TPos	Remark																																																																																			
	Freq	Level	Line	Margin	Level	Factor	Loss	Factor																																																																																				
	MHz	dBuV/m	dBuV/m	dB	dBuV	dB/m	dB	cm	deg																																																																																			
1	5149.94	63.09	74.00	-10.91	53.48	34.54	7.92	32.85	177	133	PEAK																																																																																	
	Limit	Read	Ant	Cable	Preamp	APos	TPos	Remark																																																																																				
Freq	Level	Line	Margin	Level	Factor	Loss	Factor																																																																																					
	MHz	dBuV/m	dBuV/m	dB	dBuV	dB/m	dB	cm	deg																																																																																			
1	5180.00	111.51	-----	-----	101.94	34.53	7.94	32.90	177	133	PEAK																																																																																	
Avg	<div><p>Level (dBuV/m)</p><p>Date: 2023-03-21</p><p>Site : 03CH03-SZ Condition: PART 15.407 AVG 3m ANT3117_0057 HORIZONTAL : RBW:1000kHz VBW:0.010kHz Mode : 10 Setting : MCS0 Power setting 16.5 Plane : Y with accessories : 352134980042460/352134980042478</p><table><tr><th></th><th>Limit</th><th>Read</th><th>Ant</th><th>Cable</th><th>Preamp</th><th>APos</th><th>TPos</th><th>Remark</th></tr><tr><th>Freq</th><th>Level</th><th>Line</th><th>Margin</th><th>Level</th><th>Factor</th><th>Loss</th><th>Factor</th><th></th></tr><tr><th></th><th>MHz</th><th>dBuV/m</th><th>dBuV/m</th><th>dB</th><th>dBuV</th><th>dB/m</th><th>dB</th><th>cm</th><th>deg</th></tr><tr><td>1</td><td>5149.94</td><td>50.08</td><td>54.00</td><td>-3.92</td><td>40.47</td><td>34.54</td><td>7.92</td><td>32.85</td><td>177</td><td>133</td><td>AVERAGE</td></tr></table></div>							Limit	Read	Ant	Cable	Preamp	APos	TPos	Remark	Freq	Level	Line	Margin	Level	Factor	Loss	Factor			MHz	dBuV/m	dBuV/m	dB	dBuV	dB/m	dB	cm	deg	1	5149.94	50.08	54.00	-3.92	40.47	34.54	7.92	32.85	177	133	AVERAGE	<div><p>Level (dBuV/m)</p><p>Date: 2023-03-21</p><p>Site : 03CH03-SZ Condition: PART 15.407 AVG 3m ANT3117_0057 HORIZONTAL : RBW:1000kHz VBW:0.010kHz Mode : 10 Setting : MCS0 Power setting 16.5 Plane : Y with accessories : 352134980042460/352134980042478</p><table><tr><th></th><th>Limit</th><th>Read</th><th>Ant</th><th>Cable</th><th>Preamp</th><th>APos</th><th>TPos</th><th>Remark</th></tr><tr><th>Freq</th><th>Level</th><th>Line</th><th>Margin</th><th>Level</th><th>Factor</th><th>Loss</th><th>Factor</th><th></th></tr><tr><th></th><th>MHz</th><th>dBuV/m</th><th>dBuV/m</th><th>dB</th><th>dBuV</th><th>dB/m</th><th>dB</th><th>cm</th><th>deg</th></tr><tr><td>1</td><td>5180.00</td><td>102.89</td><td>-----</td><td>-----</td><td>93.32</td><td>34.53</td><td>7.94</td><td>32.90</td><td>177</td><td>133</td><td>AVERAGE</td></tr></table></div>							Limit	Read	Ant	Cable	Preamp	APos	TPos	Remark	Freq	Level	Line	Margin	Level	Factor	Loss	Factor			MHz	dBuV/m	dBuV/m	dB	dBuV	dB/m	dB	cm	deg	1	5180.00	102.89	-----	-----	93.32	34.53	7.94	32.90	177	133	AVERAGE
		Limit	Read	Ant	Cable	Preamp	APos	TPos	Remark																																																																																			
	Freq	Level	Line	Margin	Level	Factor	Loss	Factor																																																																																				
	MHz	dBuV/m	dBuV/m	dB	dBuV	dB/m	dB	cm	deg																																																																																			
1	5149.94	50.08	54.00	-3.92	40.47	34.54	7.92	32.85	177	133	AVERAGE																																																																																	
	Limit	Read	Ant	Cable	Preamp	APos	TPos	Remark																																																																																				
Freq	Level	Line	Margin	Level	Factor	Loss	Factor																																																																																					
	MHz	dBuV/m	dBuV/m	dB	dBuV	dB/m	dB	cm	deg																																																																																			
1	5180.00	102.89	-----	-----	93.32	34.53	7.94	32.90	177	133	AVERAGE																																																																																	



		10																																																																																												
Mode		Band Edge																																																																																												
		U-NII-1_5.15-5.25_802.11ax HE20_CH36_Full_5180MHz																																																																																												
ANT		5+6																																																																																												
Pol.		Vertical					Fundamental																																																																																							
Peak	<div><div><div>Level (dBuV/m)</div><div>Date: 2023-03-21</div></div><div><div>Site : 03CH03-SZ Condition: PART 15.407 3m ANT3117_0057 VERTICAL : RBW:1000kHz VBW:3000kHz Mode : 10 Setting : MCS0 Power setting 16.5 Plane : Y with accessories : 352134980042460/352134980042478</div><table><tr><th></th><th>Limit</th><th>Read</th><th>Ant</th><th>Cable Preamp</th><th>APos</th><th>TPos</th><th>Remark</th></tr><tr><th>Freq</th><th>Level</th><th>Line Margin</th><th>Level Factor</th><th>Loss Factor</th><th></th><th></th><th></th></tr><tr><th></th><th>MHz</th><th>dBuV/m</th><th>dBuV/m</th><th>dB</th><th>dB/m</th><th>dB</th><th>cm</th><th>deg</th></tr><tr><td>1</td><td>5148.86</td><td>62.28</td><td>74.00</td><td>-11.72</td><td>52.66</td><td>34.54</td><td>7.92</td><td>32.84</td><td>351</td><td>95</td><td>PEAK</td></tr></table></div></div>											Limit	Read	Ant	Cable Preamp	APos	TPos	Remark	Freq	Level	Line Margin	Level Factor	Loss Factor					MHz	dBuV/m	dBuV/m	dB	dB/m	dB	cm	deg	1	5148.86	62.28	74.00	-11.72	52.66	34.54	7.92	32.84	351	95	PEAK	<div><div><div>Level (dBuV/m)</div><div>Date: 2023-03-21</div></div><div><div>Site : 03CH03-SZ Condition: PART 15.407 3m ANT3117_0057 VERTICAL : RBW:1000kHz VBW:3000kHz Mode : 10 Setting : MCS0 Power setting 16.5 Plane : Y with accessories : 352134980042460/352134980042478</div><table><tr><th></th><th>Limit</th><th>Read</th><th>Ant</th><th>Cable Preamp</th><th>APos</th><th>TPos</th><th>Remark</th></tr><tr><th>Freq</th><th>Level</th><th>Line Margin</th><th>Level Factor</th><th>Loss Factor</th><th></th><th></th><th></th></tr><tr><th></th><th>MHz</th><th>dBuV/m</th><th>dBuV/m</th><th>dB</th><th>dB/m</th><th>dB</th><th>cm</th><th>deg</th></tr><tr><td>1</td><td>5180.00</td><td>107.34</td><td>-----</td><td>-----</td><td>97.77</td><td>34.53</td><td>7.94</td><td>32.90</td><td>351</td><td>95</td><td>PEAK</td></tr></table></div></div>											Limit	Read	Ant	Cable Preamp	APos	TPos	Remark	Freq	Level	Line Margin	Level Factor	Loss Factor					MHz	dBuV/m	dBuV/m	dB	dB/m	dB	cm	deg	1	5180.00	107.34	-----	-----	97.77	34.53	7.94	32.90	351	95	PEAK
		Limit	Read	Ant	Cable Preamp	APos	TPos	Remark																																																																																						
Freq	Level	Line Margin	Level Factor	Loss Factor																																																																																										
	MHz	dBuV/m	dBuV/m	dB	dB/m	dB	cm	deg																																																																																						
1	5148.86	62.28	74.00	-11.72	52.66	34.54	7.92	32.84	351	95	PEAK																																																																																			
	Limit	Read	Ant	Cable Preamp	APos	TPos	Remark																																																																																							
Freq	Level	Line Margin	Level Factor	Loss Factor																																																																																										
	MHz	dBuV/m	dBuV/m	dB	dB/m	dB	cm	deg																																																																																						
1	5180.00	107.34	-----	-----	97.77	34.53	7.94	32.90	351	95	PEAK																																																																																			
Avg	<div><div><div>Level (dBuV/m)</div><div>Date: 2023-03-21</div></div><div><div>Site : 03CH03-SZ Condition: PART 15.407 AVG 3m ANT3117_0057 VERTICAL : RBW:1000kHz VBW:0.010kHz Mode : 10 Setting : MCS0 Power setting 16.5 Plane : Y with accessories : 352134980042460/352134980042478</div><table><tr><th></th><th>Limit</th><th>Read</th><th>Ant</th><th>Cable Preamp</th><th>APos</th><th>TPos</th><th>Remark</th></tr><tr><th>Freq</th><th>Level</th><th>Line Margin</th><th>Level Factor</th><th>Loss Factor</th><th></th><th></th><th></th></tr><tr><th></th><th>MHz</th><th>dBuV/m</th><th>dBuV/m</th><th>dB</th><th>dB/m</th><th>dB</th><th>cm</th><th>deg</th></tr><tr><td>1</td><td>5149.94</td><td>47.67</td><td>54.00</td><td>-6.33</td><td>38.06</td><td>34.54</td><td>7.92</td><td>32.85</td><td>351</td><td>95</td><td>AVERAGE</td></tr></table></div></div>											Limit	Read	Ant	Cable Preamp	APos	TPos	Remark	Freq	Level	Line Margin	Level Factor	Loss Factor					MHz	dBuV/m	dBuV/m	dB	dB/m	dB	cm	deg	1	5149.94	47.67	54.00	-6.33	38.06	34.54	7.92	32.85	351	95	AVERAGE	<div><div><div>Level (dBuV/m)</div><div>Date: 2023-03-21</div></div><div><div>Site : 03CH03-SZ Condition: PART 15.407 AVG 3m ANT3117_0057 VERTICAL : RBW:1000kHz VBW:0.010kHz Mode : 10 Setting : MCS0 Power setting 16.5 Plane : Y with accessories : 352134980042460/352134980042478</div><table><tr><th></th><th>Limit</th><th>Read</th><th>Ant</th><th>Cable Preamp</th><th>APos</th><th>TPos</th><th>Remark</th></tr><tr><th>Freq</th><th>Level</th><th>Line Margin</th><th>Level Factor</th><th>Loss Factor</th><th></th><th></th><th></th></tr><tr><th></th><th>MHz</th><th>dBuV/m</th><th>dBuV/m</th><th>dB</th><th>dB/m</th><th>dB</th><th>cm</th><th>deg</th></tr><tr><td>1</td><td>5180.00</td><td>99.42</td><td>-----</td><td>-----</td><td>89.85</td><td>34.53</td><td>7.94</td><td>32.90</td><td>351</td><td>95</td><td>AVERAGE</td></tr></table></div></div>											Limit	Read	Ant	Cable Preamp	APos	TPos	Remark	Freq	Level	Line Margin	Level Factor	Loss Factor					MHz	dBuV/m	dBuV/m	dB	dB/m	dB	cm	deg	1	5180.00	99.42	-----	-----	89.85	34.53	7.94	32.90	351	95	AVERAGE
	Limit	Read	Ant	Cable Preamp	APos	TPos	Remark																																																																																							
Freq	Level	Line Margin	Level Factor	Loss Factor																																																																																										
	MHz	dBuV/m	dBuV/m	dB	dB/m	dB	cm	deg																																																																																						
1	5149.94	47.67	54.00	-6.33	38.06	34.54	7.92	32.85	351	95	AVERAGE																																																																																			
	Limit	Read	Ant	Cable Preamp	APos	TPos	Remark																																																																																							
Freq	Level	Line Margin	Level Factor	Loss Factor																																																																																										
	MHz	dBuV/m	dBuV/m	dB	dB/m	dB	cm	deg																																																																																						
1	5180.00	99.42	-----	-----	89.85	34.53	7.94	32.90	351	95	AVERAGE																																																																																			



Mode	10																																																																																																				
	Harmonic																																																																																																				
	U-NII-1_5.15-5.25_802.11ax HE20_CH36_Full_5180MHz																																																																																																				
ANT	5+6																																																																																																				
Pol.	Horizontal						Vertical																																																																																														
Peak Avg																																																																																																					
	Site : 03CH01-SZ Condition: PART 15.407 3m HF_ANT(3117)_22 HORIZONTAL Mode : 10 IMEI : 352134980043864/352134980043872 Plane : Y with Accessories MCS0 Power setting 16.5						Site : 03CH01-SZ Condition: PART 15.407 3m HF_ANT(3117)_22 VERTICAL Mode : 10 IMEI : 352134980043864/352134980043872 Plane : Y with Accessories MCS0 Power setting 16.5																																																																																														
	<table><thead><tr><th></th><th>Limit</th><th>Read</th><th>Ant</th><th>Cable</th><th>Preamp</th><th>APos</th><th>TPos</th><th></th></tr><tr><th>Freq</th><th>Level</th><th>Line</th><th>Margin</th><th>Level</th><th>Factor</th><th>Loss</th><th>Factor</th><th>Remark</th></tr><tr><th>MHz</th><th>dBuV/m</th><th>dBuV/m</th><th>dB</th><th>dBuV</th><th>dB/m</th><th>dB</th><th>dB</th><th>cm deg</th></tr></thead><tbody><tr><td>1 10360.00</td><td>49.13</td><td>68.30</td><td>-19.17</td><td>46.31</td><td>39.44</td><td>14.15</td><td>50.77</td><td>--- --- Peak</td></tr><tr><td>2 15540.00</td><td>47.85</td><td>74.00</td><td>-26.15</td><td>40.61</td><td>41.82</td><td>16.85</td><td>51.43</td><td>--- --- Peak</td></tr></tbody></table>							Limit	Read	Ant	Cable	Preamp	APos	TPos		Freq	Level	Line	Margin	Level	Factor	Loss	Factor	Remark	MHz	dBuV/m	dBuV/m	dB	dBuV	dB/m	dB	dB	cm deg	1 10360.00	49.13	68.30	-19.17	46.31	39.44	14.15	50.77	--- --- Peak	2 15540.00	47.85	74.00	-26.15	40.61	41.82	16.85	51.43	--- --- Peak	<table><thead><tr><th></th><th>Limit</th><th>Read</th><th>Ant</th><th>Cable</th><th>Preamp</th><th>APos</th><th>TPos</th><th></th></tr><tr><th>Freq</th><th>Level</th><th>Line</th><th>Margin</th><th>Level</th><th>Factor</th><th>Loss</th><th>Factor</th><th>Remark</th></tr><tr><th>MHz</th><th>dBuV/m</th><th>dBuV/m</th><th>dB</th><th>dBuV</th><th>dB/m</th><th>dB</th><th>dB</th><th>cm deg</th></tr></thead><tbody><tr><td>1 10360.00</td><td>49.17</td><td>68.30</td><td>-19.13</td><td>46.35</td><td>39.44</td><td>14.15</td><td>50.77</td><td>--- --- Peak</td></tr><tr><td>2 15540.00</td><td>47.30</td><td>74.00</td><td>-26.70</td><td>40.06</td><td>41.82</td><td>16.85</td><td>51.43</td><td>--- --- Peak</td></tr></tbody></table>							Limit	Read	Ant	Cable	Preamp	APos	TPos		Freq	Level	Line	Margin	Level	Factor	Loss	Factor	Remark	MHz	dBuV/m	dBuV/m	dB	dBuV	dB/m	dB	dB	cm deg	1 10360.00	49.17	68.30	-19.13	46.35	39.44	14.15	50.77	--- --- Peak	2 15540.00	47.30	74.00	-26.70	40.06	41.82	16.85	51.43
	Limit	Read	Ant	Cable	Preamp	APos	TPos																																																																																														
Freq	Level	Line	Margin	Level	Factor	Loss	Factor	Remark																																																																																													
MHz	dBuV/m	dBuV/m	dB	dBuV	dB/m	dB	dB	cm deg																																																																																													
1 10360.00	49.13	68.30	-19.17	46.31	39.44	14.15	50.77	--- --- Peak																																																																																													
2 15540.00	47.85	74.00	-26.15	40.61	41.82	16.85	51.43	--- --- Peak																																																																																													
	Limit	Read	Ant	Cable	Preamp	APos	TPos																																																																																														
Freq	Level	Line	Margin	Level	Factor	Loss	Factor	Remark																																																																																													
MHz	dBuV/m	dBuV/m	dB	dBuV	dB/m	dB	dB	cm deg																																																																																													
1 10360.00	49.17	68.30	-19.13	46.35	39.44	14.15	50.77	--- --- Peak																																																																																													
2 15540.00	47.30	74.00	-26.70	40.06	41.82	16.85	51.43	--- --- Peak																																																																																													



Mode	11																																																																																																	
	Harmonic																																																																																																	
	U-NII-1_5.15-5.25_802.11ax HE20_CH44_Full_5220MHz																																																																																																	
ANT	5+6																																																																																																	
Pol.	Horizontal	Vertical																																																																																																
Peak Avg	<div><p>Level (dBuV/m) Date: 2023-03-31</p><p>Site : 03CH01-SZ Condition: PART 15.407 3m HF_ANT(3117)_22 HORIZONTAL Mode : 11 IMEI : 352134980043864/352134980043872 Plane : Y with Accessories MCS0 Power setting 16.5</p><table><tr><th></th><th>Limit</th><th>Read</th><th>Ant</th><th>Cable</th><th>Preamp</th><th>APos</th><th>TPos</th><th></th></tr><tr><th>Freq</th><th>Level</th><th>Line</th><th>Margin</th><th>Level</th><th>Factor</th><th>Loss</th><th>Factor</th><th>Remark</th></tr><tr><th>MHz</th><th>dBuV/m</th><th>dBuV/m</th><th>dB</th><th>dBuV</th><th>dB/m</th><th>dB</th><th>dB</th><th>cm</th><th>deg</th></tr><tr><td>1 10440.00</td><td>47.74</td><td>68.30</td><td>-20.56</td><td>44.85</td><td>39.48</td><td>14.20</td><td>50.79</td><td>---</td><td>--- Peak</td></tr><tr><td>2 15660.00</td><td>47.62</td><td>74.00</td><td>-26.38</td><td>40.31</td><td>41.90</td><td>16.94</td><td>51.53</td><td>---</td><td>--- Peak</td></tr></table></div>		Limit	Read	Ant	Cable	Preamp	APos	TPos		Freq	Level	Line	Margin	Level	Factor	Loss	Factor	Remark	MHz	dBuV/m	dBuV/m	dB	dBuV	dB/m	dB	dB	cm	deg	1 10440.00	47.74	68.30	-20.56	44.85	39.48	14.20	50.79	---	--- Peak	2 15660.00	47.62	74.00	-26.38	40.31	41.90	16.94	51.53	---	--- Peak	<div><p>Level (dBuV/m) Date: 2023-03-31</p><p>Site : 03CH01-SZ Condition: PART 15.407 3m HF_ANT(3117)_22 VERTICAL Mode : 11 IMEI : 352134980043864/352134980043872 Plane : Y with Accessories MCS0 Power setting 16.5</p><table><tr><th></th><th>Limit</th><th>Read</th><th>Ant</th><th>Cable</th><th>Preamp</th><th>APos</th><th>TPos</th><th></th></tr><tr><th>Freq</th><th>Level</th><th>Line</th><th>Margin</th><th>Level</th><th>Factor</th><th>Loss</th><th>Factor</th><th>Remark</th></tr><tr><th>MHz</th><th>dBuV/m</th><th>dBuV/m</th><th>dB</th><th>dBuV</th><th>dB/m</th><th>dB</th><th>dB</th><th>cm</th><th>deg</th></tr><tr><td>1 10440.00</td><td>48.04</td><td>68.30</td><td>-20.26</td><td>45.15</td><td>39.48</td><td>14.20</td><td>50.79</td><td>---</td><td>--- Peak</td></tr><tr><td>2 15660.00</td><td>47.89</td><td>74.00</td><td>-26.11</td><td>40.58</td><td>41.90</td><td>16.94</td><td>51.53</td><td>---</td><td>--- Peak</td></tr></table></div>		Limit	Read	Ant	Cable	Preamp	APos	TPos		Freq	Level	Line	Margin	Level	Factor	Loss	Factor	Remark	MHz	dBuV/m	dBuV/m	dB	dBuV	dB/m	dB	dB	cm	deg	1 10440.00	48.04	68.30	-20.26	45.15	39.48	14.20	50.79	---	--- Peak	2 15660.00	47.89	74.00	-26.11	40.58	41.90	16.94	51.53	---	--- Peak
		Limit	Read	Ant	Cable	Preamp	APos	TPos																																																																																										
Freq	Level	Line	Margin	Level	Factor	Loss	Factor	Remark																																																																																										
MHz	dBuV/m	dBuV/m	dB	dBuV	dB/m	dB	dB	cm	deg																																																																																									
1 10440.00	47.74	68.30	-20.56	44.85	39.48	14.20	50.79	---	--- Peak																																																																																									
2 15660.00	47.62	74.00	-26.38	40.31	41.90	16.94	51.53	---	--- Peak																																																																																									
	Limit	Read	Ant	Cable	Preamp	APos	TPos																																																																																											
Freq	Level	Line	Margin	Level	Factor	Loss	Factor	Remark																																																																																										
MHz	dBuV/m	dBuV/m	dB	dBuV	dB/m	dB	dB	cm	deg																																																																																									
1 10440.00	48.04	68.30	-20.26	45.15	39.48	14.20	50.79	---	--- Peak																																																																																									
2 15660.00	47.89	74.00	-26.11	40.58	41.90	16.94	51.53	---	--- Peak																																																																																									



	12																																																																																																	
Mode	Harmonic																																																																																																	
	U-NII-1_5.15-5.25_802.11ax HE20_CH48_Full_5240MHz																																																																																																	
ANT	5+6																																																																																																	
Pol.	Horizontal	Vertical																																																																																																
Peak Avg	<div><p>Level (dBuV/m) Date: 2023-03-31</p><p>Site : 03CH01-SZ Condition: PART 15.407 3m HF_ANT(3117)_22 HORIZONTAL Mode : 12 IMEI : 352134980043864/352134980043872 Plane : Y with Accessories MCS0 Power setting 16.5</p><table><tr><th>Freq</th><th>Level</th><th>Limit</th><th>Line</th><th>Margin</th><th>Read</th><th>Ant</th><th>Cable</th><th>Preamp</th><th>APos</th><th>TPos</th><th>Remark</th></tr><tr><th>MHz</th><th>dBuV/m</th><th>dBuV/m</th><th>dB</th><th>dB</th><th>dBuV</th><th>dB/m</th><th>dB</th><th>dB</th><th>cm</th><th>deg</th><th></th></tr><tr><td>1</td><td>10480.00</td><td>48.24</td><td>68.30</td><td>-20.06</td><td>45.31</td><td>39.49</td><td>14.23</td><td>50.79</td><td>---</td><td>---</td><td>Peak</td></tr><tr><td>2</td><td>15720.00</td><td>47.12</td><td>74.00</td><td>-26.88</td><td>39.78</td><td>41.93</td><td>16.99</td><td>51.58</td><td>---</td><td>---</td><td>Peak</td></tr></table></div>	Freq	Level	Limit	Line	Margin	Read	Ant	Cable	Preamp	APos	TPos	Remark	MHz	dBuV/m	dBuV/m	dB	dB	dBuV	dB/m	dB	dB	cm	deg		1	10480.00	48.24	68.30	-20.06	45.31	39.49	14.23	50.79	---	---	Peak	2	15720.00	47.12	74.00	-26.88	39.78	41.93	16.99	51.58	---	---	Peak	<div><p>Level (dBuV/m) Date: 2023-03-31</p><p>Site : 03CH01-SZ Condition: PART 15.407 3m HF_ANT(3117)_22 VERTICAL Mode : 12 IMEI : 352134980043864/352134980043872 Plane : Y with Accessories MCS0 Power setting 16.5</p><table><tr><th>Freq</th><th>Level</th><th>Limit</th><th>Line</th><th>Margin</th><th>Read</th><th>Ant</th><th>Cable</th><th>Preamp</th><th>APos</th><th>TPos</th><th>Remark</th></tr><tr><th>MHz</th><th>dBuV/m</th><th>dBuV/m</th><th>dB</th><th>dB</th><th>dBuV</th><th>dB/m</th><th>dB</th><th>dB</th><th>cm</th><th>deg</th><th></th></tr><tr><td>1</td><td>10480.00</td><td>48.84</td><td>68.30</td><td>-19.46</td><td>45.91</td><td>39.49</td><td>14.23</td><td>50.79</td><td>---</td><td>---</td><td>Peak</td></tr><tr><td>2</td><td>15720.00</td><td>47.50</td><td>74.00</td><td>-26.50</td><td>40.16</td><td>41.93</td><td>16.99</td><td>51.58</td><td>---</td><td>---</td><td>Peak</td></tr></table></div>	Freq	Level	Limit	Line	Margin	Read	Ant	Cable	Preamp	APos	TPos	Remark	MHz	dBuV/m	dBuV/m	dB	dB	dBuV	dB/m	dB	dB	cm	deg		1	10480.00	48.84	68.30	-19.46	45.91	39.49	14.23	50.79	---	---	Peak	2	15720.00	47.50	74.00	-26.50	40.16	41.93	16.99	51.58	---	---	Peak
	Freq	Level	Limit	Line	Margin	Read	Ant	Cable	Preamp	APos	TPos	Remark																																																																																						
	MHz	dBuV/m	dBuV/m	dB	dB	dBuV	dB/m	dB	dB	cm	deg																																																																																							
1	10480.00	48.24	68.30	-20.06	45.31	39.49	14.23	50.79	---	---	Peak																																																																																							
2	15720.00	47.12	74.00	-26.88	39.78	41.93	16.99	51.58	---	---	Peak																																																																																							
Freq	Level	Limit	Line	Margin	Read	Ant	Cable	Preamp	APos	TPos	Remark																																																																																							
MHz	dBuV/m	dBuV/m	dB	dB	dBuV	dB/m	dB	dB	cm	deg																																																																																								
1	10480.00	48.84	68.30	-19.46	45.91	39.49	14.23	50.79	---	---	Peak																																																																																							
2	15720.00	47.50	74.00	-26.50	40.16	41.93	16.99	51.58	---	---	Peak																																																																																							

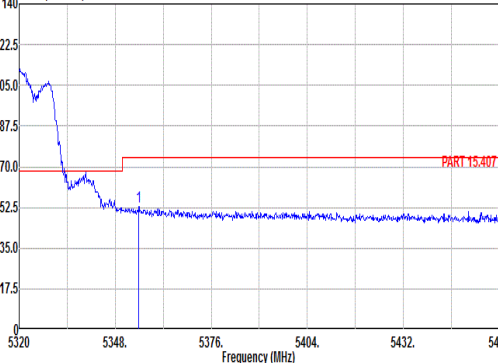
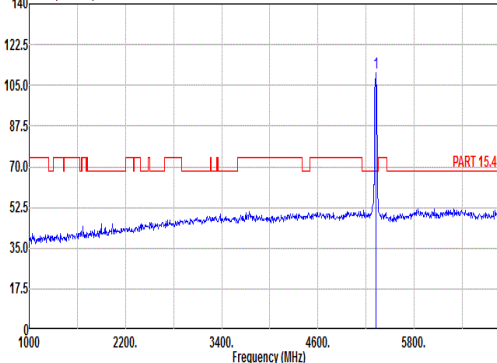
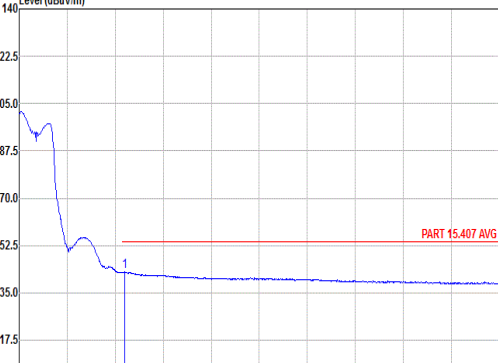
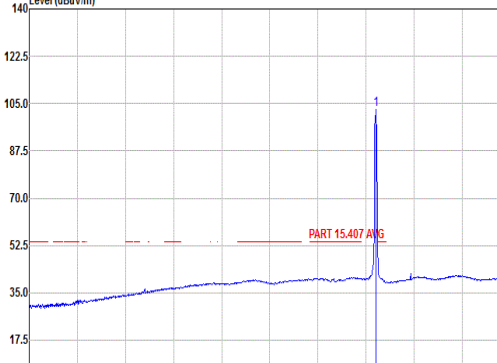


Mode	13																																																																																	
	Harmonic																																																																																	
	U-NII-2A_5.25-5.35_802.11ax HE20_CH52_Full_5280MHz																																																																																	
ANT	5+6																																																																																	
Pol.	Horizontal	Vertical																																																																																
Peak Avg	<div><p>Level (dBuV/m) Date: 2023-03-31</p><p>Site : 03CH01-SZ Condition: PART 15.407 3m HF_ANT(3117)_22 HORIZONTAL Mode : 13 IMEI : 352134980043864/352134980043872 Plane : Y with Accessories MCS0 Power setting 16</p><table><thead><tr><th>Freq</th><th>Level</th><th>Limit</th><th>Read</th><th>Ant</th><th>Cable</th><th>Preamp</th><th>APos</th><th>TPos</th><th>Remark</th></tr><tr><th>MHz</th><th>dBuV/m</th><th>dBuV/m</th><th>dB</th><th>dBuV</th><th>dB/m</th><th>dB</th><th>dB</th><th>cm</th><th>deg</th></tr></thead><tbody><tr><td>1 10520.00</td><td>48.78</td><td>68.30</td><td>-19.52</td><td>45.83</td><td>39.50</td><td>14.25</td><td>50.80</td><td>---</td><td>--- Peak</td></tr><tr><td>2 15780.00</td><td>47.80</td><td>74.00</td><td>-26.20</td><td>40.42</td><td>41.97</td><td>17.04</td><td>51.63</td><td>---</td><td>--- Peak</td></tr></tbody></table></div>	Freq	Level	Limit	Read	Ant	Cable	Preamp	APos	TPos	Remark	MHz	dBuV/m	dBuV/m	dB	dBuV	dB/m	dB	dB	cm	deg	1 10520.00	48.78	68.30	-19.52	45.83	39.50	14.25	50.80	---	--- Peak	2 15780.00	47.80	74.00	-26.20	40.42	41.97	17.04	51.63	---	--- Peak	<div><p>Level (dBuV/m) Date: 2023-03-31</p><p>Site : 03CH01-SZ Condition: PART 15.407 3m HF_ANT(3117)_22 VERTICAL Mode : 13 IMEI : 352134980043864/352134980043872 Plane : Y with Accessories MCS0 Power setting 16</p><table><thead><tr><th>Freq</th><th>Level</th><th>Limit</th><th>Read</th><th>Ant</th><th>Cable</th><th>Preamp</th><th>APos</th><th>TPos</th><th>Remark</th></tr><tr><th>MHz</th><th>dBuV/m</th><th>dBuV/m</th><th>dB</th><th>dBuV</th><th>dB/m</th><th>dB</th><th>dB</th><th>cm</th><th>deg</th></tr></thead><tbody><tr><td>1 10520.00</td><td>48.51</td><td>68.30</td><td>-19.79</td><td>45.56</td><td>39.50</td><td>14.25</td><td>50.80</td><td>---</td><td>--- Peak</td></tr><tr><td>2 15780.00</td><td>47.04</td><td>74.00</td><td>-26.96</td><td>39.66</td><td>41.97</td><td>17.04</td><td>51.63</td><td>---</td><td>--- Peak</td></tr></tbody></table></div>	Freq	Level	Limit	Read	Ant	Cable	Preamp	APos	TPos	Remark	MHz	dBuV/m	dBuV/m	dB	dBuV	dB/m	dB	dB	cm	deg	1 10520.00	48.51	68.30	-19.79	45.56	39.50	14.25	50.80	---	--- Peak	2 15780.00	47.04	74.00	-26.96	39.66	41.97	17.04	51.63	---	--- Peak
	Freq	Level	Limit	Read	Ant	Cable	Preamp	APos	TPos	Remark																																																																								
MHz	dBuV/m	dBuV/m	dB	dBuV	dB/m	dB	dB	cm	deg																																																																									
1 10520.00	48.78	68.30	-19.52	45.83	39.50	14.25	50.80	---	--- Peak																																																																									
2 15780.00	47.80	74.00	-26.20	40.42	41.97	17.04	51.63	---	--- Peak																																																																									
Freq	Level	Limit	Read	Ant	Cable	Preamp	APos	TPos	Remark																																																																									
MHz	dBuV/m	dBuV/m	dB	dBuV	dB/m	dB	dB	cm	deg																																																																									
1 10520.00	48.51	68.30	-19.79	45.56	39.50	14.25	50.80	---	--- Peak																																																																									
2 15780.00	47.04	74.00	-26.96	39.66	41.97	17.04	51.63	---	--- Peak																																																																									



Mode	14																																																																																																					
	Harmonic																																																																																																					
	U-NII-2A_5.25-5.35_802.11ax HE20_CH60_Full_5300MHz																																																																																																					
ANT	5+6																																																																																																					
Pol.	Horizontal	Vertical																																																																																																				
Peak Avg	<div><p>Level (dBuV/m) Date: 2023-03-31</p><p>Site : 03CH01-SZ Condition: PART 15.407 3m HF_ANT(3117)_22 HORIZONTAL Mode : 14 IMEI : 352134980043864/352134980043872 Plane : Y with Accessories MCS0 Power setting 16</p><table><tr><th></th><th>Limit</th><th>Read</th><th>Ant</th><th>Cable</th><th>Preamp</th><th>APos</th><th>TPos</th><th></th></tr><tr><th>Freq</th><th>Level</th><th>Line</th><th>Margin</th><th>Level</th><th>Factor</th><th>Loss</th><th>Factor</th><th>Remark</th></tr><tr><th>MHz</th><th>dBuV/m</th><th>dBuV/m</th><th>dB</th><th>dBuV</th><th>dB/m</th><th>dB</th><th>dB</th><th>cm</th><th>deg</th></tr><tr><td>1 10600.00</td><td>47.96</td><td>74.00</td><td>-26.04</td><td>44.98</td><td>39.48</td><td>14.30</td><td>50.80</td><td>---</td><td>---</td><td>Peak</td></tr><tr><td>2 15900.00</td><td>47.98</td><td>74.00</td><td>-26.02</td><td>40.52</td><td>42.04</td><td>17.14</td><td>51.72</td><td>---</td><td>---</td><td>Peak</td></tr></table></div>		Limit	Read	Ant	Cable	Preamp	APos	TPos		Freq	Level	Line	Margin	Level	Factor	Loss	Factor	Remark	MHz	dBuV/m	dBuV/m	dB	dBuV	dB/m	dB	dB	cm	deg	1 10600.00	47.96	74.00	-26.04	44.98	39.48	14.30	50.80	---	---	Peak	2 15900.00	47.98	74.00	-26.02	40.52	42.04	17.14	51.72	---	---	Peak	<div><p>Level (dBuV/m) Date: 2023-03-31</p><p>Site : 03CH01-SZ Condition: PART 15.407 3m HF_ANT(3117)_22 VERTICAL Mode : 14 IMEI : 352134980043864/352134980043872 Plane : Y with Accessories MCS0 Power setting 16</p><table><tr><th></th><th>Limit</th><th>Read</th><th>Ant</th><th>Cable</th><th>Preamp</th><th>APos</th><th>TPos</th><th></th></tr><tr><th>Freq</th><th>Level</th><th>Line</th><th>Margin</th><th>Level</th><th>Factor</th><th>Loss</th><th>Factor</th><th>Remark</th></tr><tr><th>MHz</th><th>dBuV/m</th><th>dBuV/m</th><th>dB</th><th>dBuV</th><th>dB/m</th><th>dB</th><th>dB</th><th>cm</th><th>deg</th></tr><tr><td>1 10600.00</td><td>47.95</td><td>74.00</td><td>-26.05</td><td>44.97</td><td>39.48</td><td>14.30</td><td>50.80</td><td>---</td><td>---</td><td>Peak</td></tr><tr><td>2 15900.00</td><td>47.31</td><td>74.00</td><td>-26.69</td><td>39.85</td><td>42.04</td><td>17.14</td><td>51.72</td><td>---</td><td>---</td><td>Peak</td></tr></table></div>		Limit	Read	Ant	Cable	Preamp	APos	TPos		Freq	Level	Line	Margin	Level	Factor	Loss	Factor	Remark	MHz	dBuV/m	dBuV/m	dB	dBuV	dB/m	dB	dB	cm	deg	1 10600.00	47.95	74.00	-26.05	44.97	39.48	14.30	50.80	---	---	Peak	2 15900.00	47.31	74.00	-26.69	39.85	42.04	17.14	51.72	---	---	Peak
		Limit	Read	Ant	Cable	Preamp	APos	TPos																																																																																														
Freq	Level	Line	Margin	Level	Factor	Loss	Factor	Remark																																																																																														
MHz	dBuV/m	dBuV/m	dB	dBuV	dB/m	dB	dB	cm	deg																																																																																													
1 10600.00	47.96	74.00	-26.04	44.98	39.48	14.30	50.80	---	---	Peak																																																																																												
2 15900.00	47.98	74.00	-26.02	40.52	42.04	17.14	51.72	---	---	Peak																																																																																												
	Limit	Read	Ant	Cable	Preamp	APos	TPos																																																																																															
Freq	Level	Line	Margin	Level	Factor	Loss	Factor	Remark																																																																																														
MHz	dBuV/m	dBuV/m	dB	dBuV	dB/m	dB	dB	cm	deg																																																																																													
1 10600.00	47.95	74.00	-26.05	44.97	39.48	14.30	50.80	---	---	Peak																																																																																												
2 15900.00	47.31	74.00	-26.69	39.85	42.04	17.14	51.72	---	---	Peak																																																																																												



		15																																																																																													
Mode	Band Edge																																																																																														
	U-NII-2A_5.25-5.35_802.11ax HE20_CH64_Full_5320MHz																																																																																														
ANT	5+6																																																																																														
Pol.	Horizontal						Fundamental																																																																																								
Peak	<div><div>Level (dBuV/m)</div><div>Date: 2023-03-21</div><div>Site : 03CH03-SZ Condition: PART 15.407 3m ANT3117_0057 HORIZONTAL : RBW:1000kHz VBW:3000kHz Mode : 15 Setting : MCS0 Power setting 16 Plane : Y with accessories : 352134980042460/352134980042478</div><table><thead><tr><th></th><th>Limit</th><th>Read</th><th>Ant</th><th>Cable</th><th>Preamp</th><th>APos</th><th>TPos</th><th>Remark</th></tr><tr><th>Freq</th><th>Level</th><th>Line</th><th>Margin</th><th>Level</th><th>Factor</th><th>Loss</th><th>Factor</th><th></th></tr><tr><th></th><th>MHz</th><th>dBuV/m</th><th>dBuV/m</th><th>dB</th><th>dBuV</th><th>dB/m</th><th>dB</th><th>cm</th><th>deg</th></tr></thead><tbody><tr><td>1</td><td>5354.86</td><td>53.04</td><td>74.00</td><td>-20.96</td><td>43.42</td><td>34.46</td><td>8.34</td><td>33.18</td><td>145</td><td>140</td><td>PEAK</td></tr></tbody></table></div>							Limit	Read	Ant	Cable	Preamp	APos	TPos	Remark	Freq	Level	Line	Margin	Level	Factor	Loss	Factor			MHz	dBuV/m	dBuV/m	dB	dBuV	dB/m	dB	cm	deg	1	5354.86	53.04	74.00	-20.96	43.42	34.46	8.34	33.18	145	140	PEAK	<div><div>Level (dBuV/m)</div><div>Date: 2023-03-21</div><div>Site : 03CH03-SZ Condition: PART 15.407 3m ANT3117_0057 HORIZONTAL : RBW:1000kHz VBW:3000kHz Mode : 15 Setting : MCS0 Power setting 16 Plane : Y with accessories : 352134980042460/352134980042478</div><table><thead><tr><th></th><th>Limit</th><th>Read</th><th>Ant</th><th>Cable</th><th>Preamp</th><th>APos</th><th>TPos</th><th>Remark</th></tr><tr><th>Freq</th><th>Level</th><th>Line</th><th>Margin</th><th>Level</th><th>Factor</th><th>Loss</th><th>Factor</th><th></th></tr><tr><th></th><th>MHz</th><th>dBuV/m</th><th>dBuV/m</th><th>dB</th><th>dBuV</th><th>dB/m</th><th>dB</th><th>cm</th><th>deg</th></tr></thead><tbody><tr><td>1</td><td>5320.00</td><td>110.35</td><td>-----</td><td>-----</td><td>100.75</td><td>34.47</td><td>8.25</td><td>33.12</td><td>145</td><td>140</td><td>PEAK</td></tr></tbody></table></div>						Limit	Read	Ant	Cable	Preamp	APos	TPos	Remark	Freq	Level	Line	Margin	Level	Factor	Loss	Factor			MHz	dBuV/m	dBuV/m	dB	dBuV	dB/m	dB	cm	deg	1	5320.00	110.35	-----	-----	100.75	34.47	8.25	33.12	145	140	PEAK				
		Limit	Read	Ant	Cable	Preamp	APos	TPos	Remark																																																																																						
Freq	Level	Line	Margin	Level	Factor	Loss	Factor																																																																																								
	MHz	dBuV/m	dBuV/m	dB	dBuV	dB/m	dB	cm	deg																																																																																						
1	5354.86	53.04	74.00	-20.96	43.42	34.46	8.34	33.18	145	140	PEAK																																																																																				
	Limit	Read	Ant	Cable	Preamp	APos	TPos	Remark																																																																																							
Freq	Level	Line	Margin	Level	Factor	Loss	Factor																																																																																								
	MHz	dBuV/m	dBuV/m	dB	dBuV	dB/m	dB	cm	deg																																																																																						
1	5320.00	110.35	-----	-----	100.75	34.47	8.25	33.12	145	140	PEAK																																																																																				
Avg	<div><div>Level (dBuV/m)</div><div>Date: 2023-03-21</div><div>Site : 03CH01-SZ Condition: PART 15.407 AVG 3m ANT3117_0057 HORIZONTAL : RBW:1000.000kHz VBW:0.010kHz Mode : 15 Setting : MCS0 Power setting 16 Plane : Y with accessories : 352134980042460/352134980042478</div><table><thead><tr><th></th><th>Limit</th><th>Margin</th><th>Read</th><th>Ant</th><th>Cable</th><th>Preamp</th><th>APos</th><th>TPos</th><th>Remark</th></tr><tr><th>Freq</th><th>Level</th><th>Line</th><th>(dB)</th><th>Level</th><th>Factor</th><th>Loss</th><th>Factor</th><th></th><th></th></tr><tr><th></th><th>MHz</th><th>dBuV/m</th><th>dBuV/m</th><th>dB</th><th>dBuV</th><th>dB/m</th><th>dB</th><th>cm</th><th>deg</th></tr></thead><tbody><tr><td>1</td><td>5350.66</td><td>42.94</td><td>54.00</td><td>-11.06</td><td>33.32</td><td>34.46</td><td>8.33</td><td>33.17</td><td>145</td><td>140</td><td>AVERAGE</td></tr></tbody></table></div>							Limit	Margin	Read	Ant	Cable	Preamp	APos	TPos	Remark	Freq	Level	Line	(dB)	Level	Factor	Loss	Factor				MHz	dBuV/m	dBuV/m	dB	dBuV	dB/m	dB	cm	deg	1	5350.66	42.94	54.00	-11.06	33.32	34.46	8.33	33.17	145	140	AVERAGE	<div><div>Level (dBuV/m)</div><div>Date: 2023-03-21</div><div>Site : 03CH01-SZ Condition: PART 15.407 AVG 3m ANT3117_0057 HORIZONTAL : RBW:1000.000kHz VBW:0.010kHz Mode : 15 Setting : MCS0 Power setting 16 Plane : Y with accessories : 352134980042460/352134980042478</div><table><thead><tr><th></th><th>Limit</th><th>Margin</th><th>Read</th><th>Ant</th><th>Cable</th><th>Preamp</th><th>APos</th><th>TPos</th><th>Remark</th></tr><tr><th>Freq</th><th>Level</th><th>Line</th><th>(dB)</th><th>Level</th><th>Factor</th><th>Loss</th><th>Factor</th><th></th><th></th></tr><tr><th></th><th>MHz</th><th>dBuV/m</th><th>dBuV/m</th><th>dB</th><th>dBuV</th><th>dB/m</th><th>dB</th><th>cm</th><th>deg</th></tr></thead><tbody><tr><td>1</td><td>5320.00</td><td>102.64</td><td>-----</td><td>-----</td><td>93.04</td><td>34.47</td><td>8.25</td><td>33.12</td><td>145</td><td>140</td><td>AVERAGE</td></tr></tbody></table></div>						Limit	Margin	Read	Ant	Cable	Preamp	APos	TPos	Remark	Freq	Level	Line	(dB)	Level	Factor	Loss	Factor				MHz	dBuV/m	dBuV/m	dB	dBuV	dB/m	dB	cm	deg	1	5320.00	102.64	-----	-----	93.04	34.47	8.25	33.12	145	140	AVERAGE
	Limit	Margin	Read	Ant	Cable	Preamp	APos	TPos	Remark																																																																																						
Freq	Level	Line	(dB)	Level	Factor	Loss	Factor																																																																																								
	MHz	dBuV/m	dBuV/m	dB	dBuV	dB/m	dB	cm	deg																																																																																						
1	5350.66	42.94	54.00	-11.06	33.32	34.46	8.33	33.17	145	140	AVERAGE																																																																																				
	Limit	Margin	Read	Ant	Cable	Preamp	APos	TPos	Remark																																																																																						
Freq	Level	Line	(dB)	Level	Factor	Loss	Factor																																																																																								
	MHz	dBuV/m	dBuV/m	dB	dBuV	dB/m	dB	cm	deg																																																																																						
1	5320.00	102.64	-----	-----	93.04	34.47	8.25	33.12	145	140	AVERAGE																																																																																				



		15																																																																																																								
Mode	Band Edge																																																																																																									
	U-NII-2A_5.25-5.35_802.11ax HE20_CH64_Full_5320MHz																																																																																																									
ANT	5+6																																																																																																									
Pol.	Vertical																																																																																																									
Peak	<div><div><div>Level (dBuV/m)</div><div>Date: 2023-03-21</div><div>Site : 03CH03-SZ Condition: PART 15.407 3m ANT3117_0057 VERTICAL : RBW:1000kHz VBW:3000kHz Mode : 15 Setting : MCS0 Power setting 16 Plane : Y with accessories : 352134980042460/352134980042478</div></div><table><tr><th></th><th>Limit</th><th>Read</th><th>Ant</th><th>Cable</th><th>Preamp</th><th>APos</th><th>TPos</th><th>Remark</th></tr><tr><th>Freq</th><th>Level</th><th>Line</th><th>Margin</th><th>Level</th><th>Factor</th><th>Loss</th><th>Factor</th><th></th></tr><tr><th></th><th>MHz</th><th>dBuV/m</th><th>dBuV/m</th><th>dB</th><th>dBuV</th><th>dB/m</th><th>dB</th><th>cm</th><th>deg</th></tr><tr><td>1</td><td>5351.50</td><td>50.98</td><td>74.00</td><td>-23.02</td><td>41.36</td><td>34.46</td><td>8.33</td><td>33.17</td><td>100</td><td>295</td><td>PEAK</td></tr></table></div>												Limit	Read	Ant	Cable	Preamp	APos	TPos	Remark	Freq	Level	Line	Margin	Level	Factor	Loss	Factor			MHz	dBuV/m	dBuV/m	dB	dBuV	dB/m	dB	cm	deg	1	5351.50	50.98	74.00	-23.02	41.36	34.46	8.33	33.17	100	295	PEAK	<div><div><div>Level (dBuV/m)</div><div>Date: 2023-03-21</div><div>Site : 03CH03-SZ Condition: PART 15.407 3m ANT3117_0057 VERTICAL : RBW:1000kHz VBW:3000kHz Mode : 15 Setting : MCS0 Power setting 16 Plane : Y with accessories : 352134980042460/352134980042478</div></div><table><tr><th></th><th>Limit</th><th>Read</th><th>Ant</th><th>Cable</th><th>Preamp</th><th>APos</th><th>TPos</th><th>Remark</th></tr><tr><th>Freq</th><th>Level</th><th>Line</th><th>Margin</th><th>Level</th><th>Factor</th><th>Loss</th><th>Factor</th><th></th></tr><tr><th></th><th>MHz</th><th>dBuV/m</th><th>dBuV/m</th><th>dB</th><th>dBuV</th><th>dB/m</th><th>dB</th><th>cm</th><th>deg</th></tr><tr><td>1</td><td>5320.00</td><td>104.70</td><td>-----</td><td>-----</td><td>95.10</td><td>34.47</td><td>8.25</td><td>33.12</td><td>100</td><td>295</td><td>PEAK</td></tr></table></div>												Limit	Read	Ant	Cable	Preamp	APos	TPos	Remark	Freq	Level	Line	Margin	Level	Factor	Loss	Factor			MHz	dBuV/m	dBuV/m	dB	dBuV	dB/m	dB	cm	deg	1	5320.00	104.70	-----	-----	95.10	34.47	8.25	33.12	100	295	PEAK				
		Limit	Read	Ant	Cable	Preamp	APos	TPos	Remark																																																																																																	
Freq	Level	Line	Margin	Level	Factor	Loss	Factor																																																																																																			
	MHz	dBuV/m	dBuV/m	dB	dBuV	dB/m	dB	cm	deg																																																																																																	
1	5351.50	50.98	74.00	-23.02	41.36	34.46	8.33	33.17	100	295	PEAK																																																																																															
	Limit	Read	Ant	Cable	Preamp	APos	TPos	Remark																																																																																																		
Freq	Level	Line	Margin	Level	Factor	Loss	Factor																																																																																																			
	MHz	dBuV/m	dBuV/m	dB	dBuV	dB/m	dB	cm	deg																																																																																																	
1	5320.00	104.70	-----	-----	95.10	34.47	8.25	33.12	100	295	PEAK																																																																																															
Avg	<div><div><div>Level (dBuV/m)</div><div>Date: 2023-03-21</div><div>Site : 03CH01-SZ Condition: PART 15.407 AVG 3m ANT3117_0057 VERTICAL : RBW:1000.000kHz VBW:0.010kHz Mode : 15 Setting : MCS0 Power setting 16 Plane : Y with accessories : 352134980042460/352134980042478</div></div><table><tr><th></th><th>Limit</th><th>Margin</th><th>Read</th><th>Ant</th><th>Cable</th><th>Preamp</th><th>APos</th><th>TPos</th><th>Remark</th></tr><tr><th>Freq</th><th>Level</th><th>Line</th><th>(dB)</th><th>Level</th><th>Factor</th><th>Loss</th><th>Factor</th><th></th><th></th></tr><tr><th></th><th>MHz</th><th>dBuV/m</th><th>dBuV/m</th><th>dB</th><th>dBuV</th><th>dB/m</th><th>dB</th><th>cm</th><th>deg</th></tr><tr><td>1</td><td>5351.22</td><td>40.88</td><td>54.00</td><td>-13.12</td><td>31.26</td><td>34.46</td><td>8.33</td><td>33.17</td><td>100</td><td>295</td><td>AVERAGE</td></tr></table></div>												Limit	Margin	Read	Ant	Cable	Preamp	APos	TPos	Remark	Freq	Level	Line	(dB)	Level	Factor	Loss	Factor				MHz	dBuV/m	dBuV/m	dB	dBuV	dB/m	dB	cm	deg	1	5351.22	40.88	54.00	-13.12	31.26	34.46	8.33	33.17	100	295	AVERAGE	<div><div><div>Level (dBuV/m)</div><div>Date: 2023-03-21</div><div>Site : 03CH01-SZ Condition: PART 15.407 AVG 3m ANT3117_0057 VERTICAL : RBW:1000.000kHz VBW:0.010kHz Mode : 15 Setting : MCS0 Power setting 16 Plane : Y with accessories : 352134980042460/352134980042478</div></div><table><tr><th></th><th>Limit</th><th>Margin</th><th>Read</th><th>Ant</th><th>Cable</th><th>Preamp</th><th>APos</th><th>TPos</th><th>Remark</th></tr><tr><th>Freq</th><th>Level</th><th>Line</th><th>(dB)</th><th>Level</th><th>Factor</th><th>Loss</th><th>Factor</th><th></th><th></th></tr><tr><th></th><th>MHz</th><th>dBuV/m</th><th>dBuV/m</th><th>dB</th><th>dBuV</th><th>dB/m</th><th>dB</th><th>cm</th><th>deg</th></tr><tr><td>1</td><td>5320.00</td><td>97.20</td><td>-----</td><td>-----</td><td>87.60</td><td>34.47</td><td>8.25</td><td>33.12</td><td>100</td><td>295</td><td>AVERAGE</td></tr></table></div>												Limit	Margin	Read	Ant	Cable	Preamp	APos	TPos	Remark	Freq	Level	Line	(dB)	Level	Factor	Loss	Factor				MHz	dBuV/m	dBuV/m	dB	dBuV	dB/m	dB	cm	deg	1	5320.00	97.20	-----	-----	87.60	34.47	8.25	33.12	100	295	AVERAGE
	Limit	Margin	Read	Ant	Cable	Preamp	APos	TPos	Remark																																																																																																	
Freq	Level	Line	(dB)	Level	Factor	Loss	Factor																																																																																																			
	MHz	dBuV/m	dBuV/m	dB	dBuV	dB/m	dB	cm	deg																																																																																																	
1	5351.22	40.88	54.00	-13.12	31.26	34.46	8.33	33.17	100	295	AVERAGE																																																																																															
	Limit	Margin	Read	Ant	Cable	Preamp	APos	TPos	Remark																																																																																																	
Freq	Level	Line	(dB)	Level	Factor	Loss	Factor																																																																																																			
	MHz	dBuV/m	dBuV/m	dB	dBuV	dB/m	dB	cm	deg																																																																																																	
1	5320.00	97.20	-----	-----	87.60	34.47	8.25	33.12	100	295	AVERAGE																																																																																															



Mode	15																																																																																																																			
	Harmonic																																																																																																																			
	U-NII-2A_5.25-5.35_802.11ax HE20_CH64_Full_5320MHz																																																																																																																			
ANT	5+6																																																																																																																			
Pol.	Horizontal						Vertical																																																																																																													
Peak Avg	<div><p>Level (dBuV/m) Date: 2023-03-31</p><p>Site : 03CH01-SZ Condition: PART 15.407 3m HF_ANT(3117)_22 HORIZONTAL Mode : 15 IMEI : 352134980043864/352134980043872 Plane : Y with Accessories MCS0 Power setting 16</p><table><tr><th></th><th>Limit</th><th>Read</th><th>Ant</th><th>Cable</th><th>Preamp</th><th>APos</th><th>TPos</th><th></th></tr><tr><th>Freq</th><th>Level</th><th>Line</th><th>Margin</th><th>Level</th><th>Factor</th><th>Loss</th><th>Factor</th><th>Remark</th></tr><tr><th>MHz</th><th>dBuV/m</th><th>dBuV/m</th><th>dB</th><th>dBuV</th><th>dB/m</th><th>dB</th><th>dB</th><th>cm</th><th>deg</th></tr><tr><td>1</td><td>10640.00</td><td>47.80</td><td>74.00</td><td>-26.20</td><td>44.81</td><td>39.47</td><td>14.32</td><td>50.80</td><td>---</td><td>---</td><td>Peak</td></tr><tr><td>2</td><td>15960.00</td><td>47.32</td><td>74.00</td><td>-26.68</td><td>39.82</td><td>42.08</td><td>17.19</td><td>51.77</td><td>---</td><td>---</td><td>Peak</td></tr></table></div>							Limit	Read	Ant	Cable	Preamp	APos	TPos		Freq	Level	Line	Margin	Level	Factor	Loss	Factor	Remark	MHz	dBuV/m	dBuV/m	dB	dBuV	dB/m	dB	dB	cm	deg	1	10640.00	47.80	74.00	-26.20	44.81	39.47	14.32	50.80	---	---	Peak	2	15960.00	47.32	74.00	-26.68	39.82	42.08	17.19	51.77	---	---	Peak	<div><p>Level (dBuV/m) Date: 2023-03-31</p><p>Site : 03CH01-SZ Condition: PART 15.407 3m HF_ANT(3117)_22 VERTICAL Mode : 15 IMEI : 352134980043864/352134980043872 Plane : Y with Accessories MCS0 Power setting 16</p><table><tr><th></th><th>Limit</th><th>Read</th><th>Ant</th><th>Cable</th><th>Preamp</th><th>APos</th><th>TPos</th><th></th></tr><tr><th>Freq</th><th>Level</th><th>Line</th><th>Margin</th><th>Level</th><th>Factor</th><th>Loss</th><th>Factor</th><th>Remark</th></tr><tr><th>MHz</th><th>dBuV/m</th><th>dBuV/m</th><th>dB</th><th>dBuV</th><th>dB/m</th><th>dB</th><th>dB</th><th>cm</th><th>deg</th></tr><tr><td>1</td><td>10640.00</td><td>47.42</td><td>74.00</td><td>-26.58</td><td>44.43</td><td>39.47</td><td>14.32</td><td>50.80</td><td>---</td><td>---</td><td>Peak</td></tr><tr><td>2</td><td>15960.00</td><td>47.45</td><td>74.00</td><td>-26.55</td><td>39.95</td><td>42.08</td><td>17.19</td><td>51.77</td><td>---</td><td>---</td><td>Peak</td></tr></table></div>							Limit	Read	Ant	Cable	Preamp	APos	TPos		Freq	Level	Line	Margin	Level	Factor	Loss	Factor	Remark	MHz	dBuV/m	dBuV/m	dB	dBuV	dB/m	dB	dB	cm	deg	1	10640.00	47.42	74.00	-26.58	44.43	39.47	14.32	50.80	---	---	Peak	2	15960.00	47.45	74.00	-26.55	39.95	42.08	17.19	51.77	---	---	Peak
		Limit	Read	Ant	Cable	Preamp	APos	TPos																																																																																																												
Freq	Level	Line	Margin	Level	Factor	Loss	Factor	Remark																																																																																																												
MHz	dBuV/m	dBuV/m	dB	dBuV	dB/m	dB	dB	cm	deg																																																																																																											
1	10640.00	47.80	74.00	-26.20	44.81	39.47	14.32	50.80	---	---	Peak																																																																																																									
2	15960.00	47.32	74.00	-26.68	39.82	42.08	17.19	51.77	---	---	Peak																																																																																																									
	Limit	Read	Ant	Cable	Preamp	APos	TPos																																																																																																													
Freq	Level	Line	Margin	Level	Factor	Loss	Factor	Remark																																																																																																												
MHz	dBuV/m	dBuV/m	dB	dBuV	dB/m	dB	dB	cm	deg																																																																																																											
1	10640.00	47.42	74.00	-26.58	44.43	39.47	14.32	50.80	---	---	Peak																																																																																																									
2	15960.00	47.45	74.00	-26.55	39.95	42.08	17.19	51.77	---	---	Peak																																																																																																									



Mode	16																																																																																							
	Band Edge																																																																																							
	U-NII-2C_5.47-5.725_802.11ax HE20_CH100_Full_5500MHz																																																																																							
ANT	5+6																																																																																							
Pol.	Horizontal												Fundamental																																																																											
Peak	<div><p>Level (dBuV/m)</p><p>Date: 2023-03-21</p><p>Site : 03CH03-SZ Condition: PART 15.407 3m ANT3117_0057 HORIZONTAL RBW:1000kHz VBW:3000kHz Mode : 16 Setting : MCS0 Power setting 16 Plane : Y with accessories 352134980042460/352134980042478</p><table><tr><th></th><th>Limit</th><th>Read</th><th>Ant</th><th>Cable</th><th>APos</th><th>TPos</th><th></th></tr><tr><th>Freq</th><th>Level</th><th>Line</th><th>Margin</th><th>Level</th><th>Factor</th><th>Loss Factor</th><th>Remark</th></tr><tr><th>MHz</th><th>dBuV/m</th><th>dBuV/m</th><th>dB</th><th>dBuV</th><th>dB/m</th><th>dB</th><th>dB</th></tr><tr><td>1</td><td>5457.70</td><td>52.38</td><td>74.00</td><td>-21.62</td><td>42.89</td><td>34.42</td><td>8.41</td></tr><tr><td>2</td><td>5469.85</td><td>55.68</td><td>68.30</td><td>-12.62</td><td>46.23</td><td>34.41</td><td>8.40</td></tr></table></div>													Limit	Read	Ant	Cable	APos	TPos		Freq	Level	Line	Margin	Level	Factor	Loss Factor	Remark	MHz	dBuV/m	dBuV/m	dB	dBuV	dB/m	dB	dB	1	5457.70	52.38	74.00	-21.62	42.89	34.42	8.41	2	5469.85	55.68	68.30	-12.62	46.23	34.41	8.40	<div><p>Level (dBuV/m)</p><p>Date: 2023-03-21</p><p>Site : 03CH03-SZ Condition: PART 15.407 3m ANT3117_0057 HORIZONTAL RBW:1000kHz VBW:3000kHz Mode : 16 Setting : MCS0 Power setting 16 Plane : Y with accessories 352134980042460/352134980042478</p><table><tr><th></th><th>Limit</th><th>Read</th><th>Ant</th><th>Cable</th><th>APos</th><th>TPos</th><th></th></tr><tr><th>Freq</th><th>Level</th><th>Line</th><th>Margin</th><th>Level</th><th>Factor</th><th>Loss Factor</th><th>Remark</th></tr><tr><th>MHz</th><th>dBuV/m</th><th>dBuV/m</th><th>dB</th><th>dBuV</th><th>dB/m</th><th>dB</th><th>dB</th></tr><tr><td>1</td><td>5500.00</td><td>107.49</td><td>-----</td><td>-----</td><td>98.13</td><td>34.40</td><td>8.36</td></tr></table></div>					Limit	Read	Ant	Cable	APos	TPos		Freq	Level	Line	Margin	Level	Factor	Loss Factor	Remark	MHz	dBuV/m	dBuV/m	dB	dBuV	dB/m	dB	dB	1	5500.00	107.49	-----	-----	98.13	34.40	8.36
		Limit	Read	Ant	Cable	APos	TPos																																																																																	
	Freq	Level	Line	Margin	Level	Factor	Loss Factor	Remark																																																																																
MHz	dBuV/m	dBuV/m	dB	dBuV	dB/m	dB	dB																																																																																	
1	5457.70	52.38	74.00	-21.62	42.89	34.42	8.41																																																																																	
2	5469.85	55.68	68.30	-12.62	46.23	34.41	8.40																																																																																	
	Limit	Read	Ant	Cable	APos	TPos																																																																																		
Freq	Level	Line	Margin	Level	Factor	Loss Factor	Remark																																																																																	
MHz	dBuV/m	dBuV/m	dB	dBuV	dB/m	dB	dB																																																																																	
1	5500.00	107.49	-----	-----	98.13	34.40	8.36																																																																																	
Avg	<div><p>Level (dBuV/m)</p><p>Date: 2023-03-21</p><p>Site : 03CH01-SZ Condition: PART 15.407 AVG 3m ANT3117_0057 HORIZONTAL RBW:1000.000kHz VBW:0.010kHz Mode : 16 Setting : MCS0 Power setting 16 Plane : Y with accessories 352134980042460/352134980042478</p><table><tr><th></th><th>Limit</th><th>Margin</th><th>Read</th><th>Ant</th><th>Cable</th><th>APos</th><th>TPos</th><th></th></tr><tr><th>Freq</th><th>Level</th><th>Line</th><th>(dB)</th><th>Level</th><th>Factor</th><th>Loss Factor</th><th></th><th>Remark</th></tr><tr><th>MHz</th><th>dBuV/m</th><th>dBuV/m</th><th>dB</th><th>dBuV</th><th>dB/m</th><th>dB</th><th>dB</th><th></th></tr><tr><td>1</td><td>5459.50</td><td>41.63</td><td>54.00</td><td>-12.37</td><td>32.15</td><td>34.42</td><td>8.41</td><td>13 AVERAGE</td></tr></table></div>													Limit	Margin	Read	Ant	Cable	APos	TPos		Freq	Level	Line	(dB)	Level	Factor	Loss Factor		Remark	MHz	dBuV/m	dBuV/m	dB	dBuV	dB/m	dB	dB		1	5459.50	41.63	54.00	-12.37	32.15	34.42	8.41	13 AVERAGE	<div><p>Level (dBuV/m)</p><p>Date: 2023-03-21</p><p>Site : 03CH01-SZ Condition: PART 15.407 AVG 3m ANT3117_0057 HORIZONTAL RBW:1000.000kHz VBW:0.010kHz Mode : 16 Setting : MCS0 Power setting 16 Plane : Y with accessories 352134980042460/352134980042478</p><table><tr><th></th><th>Limit</th><th>Margin</th><th>Read</th><th>Ant</th><th>Cable</th><th>APos</th><th>TPos</th><th></th></tr><tr><th>Freq</th><th>Level</th><th>Line</th><th>(dB)</th><th>Level</th><th>Factor</th><th>Loss Factor</th><th></th><th>Remark</th></tr><tr><th>MHz</th><th>dBuV/m</th><th>dBuV/m</th><th>dB</th><th>dBuV</th><th>dB/m</th><th>dB</th><th>dB</th><th></th></tr><tr><td>1</td><td>5500.00</td><td>99.63</td><td>-----</td><td>-----</td><td>90.27</td><td>34.40</td><td>8.36</td><td>13 AVERAGE</td></tr></table></div>					Limit	Margin	Read	Ant	Cable	APos	TPos		Freq	Level	Line	(dB)	Level	Factor	Loss Factor		Remark	MHz	dBuV/m	dBuV/m	dB	dBuV	dB/m	dB	dB		1	5500.00	99.63	-----	-----	90.27	34.40	8.36	13 AVERAGE
		Limit	Margin	Read	Ant	Cable	APos	TPos																																																																																
	Freq	Level	Line	(dB)	Level	Factor	Loss Factor		Remark																																																																															
MHz	dBuV/m	dBuV/m	dB	dBuV	dB/m	dB	dB																																																																																	
1	5459.50	41.63	54.00	-12.37	32.15	34.42	8.41	13 AVERAGE																																																																																
	Limit	Margin	Read	Ant	Cable	APos	TPos																																																																																	
Freq	Level	Line	(dB)	Level	Factor	Loss Factor		Remark																																																																																
MHz	dBuV/m	dBuV/m	dB	dBuV	dB/m	dB	dB																																																																																	
1	5500.00	99.63	-----	-----	90.27	34.40	8.36	13 AVERAGE																																																																																

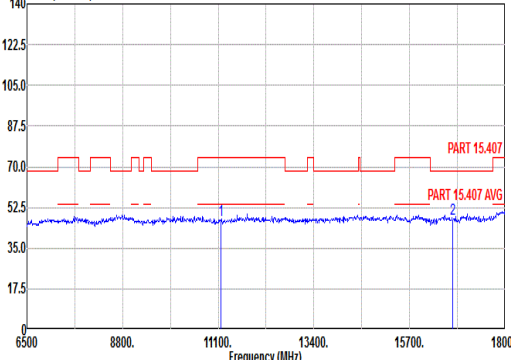
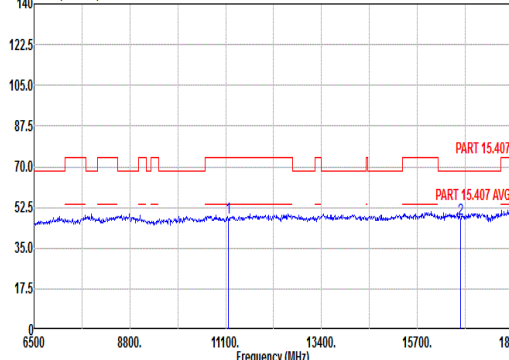


	16																																																																																																					
Mode	Band Edge																																																																																																					
	U-NII-2C_5.47-5.725_802.11ax HE20_CH100_Full_5500MHz																																																																																																					
ANT	5+6																																																																																																					
Pol.	Vertical						Fundamental																																																																																															
Peak	<div><div>Level (dBuV/m)</div><div>Date: 2023-03-21</div><div>Site : 03CH03-SZ Condition: PART 15.407 3m ANT3117_0057 VERTICAL RBW:1000kHz VBW:3000kHz Mode : 16 Setting : MCS0 Power setting 16 Plane : Y with accessories 352134980042460/352134980042478</div></div>						<div><div>Level (dBuV/m)</div><div>Date: 2023-03-21</div><div>Site : 03CH03-SZ Condition: PART 15.407 3m ANT3117_0057 VERTICAL RBW:1000kHz VBW:3000kHz Mode : 16 Setting : MCS0 Power setting 16 Plane : Y with accessories 352134980042460/352134980042478</div></div>																																																																																															
	<table><thead><tr><th></th><th>Limit</th><th>Read</th><th>Ant</th><th>Cable</th><th>Preamp</th><th>APos</th><th>TPos</th><th>Remark</th></tr><tr><th>Freq</th><th>Level</th><th>Line</th><th>Margin</th><th>Level</th><th>Factor</th><th>Loss</th><th>Factor</th><th></th></tr><tr><th>MHz</th><th>dBuV/m</th><th>dBuV/m</th><th>dB</th><th>dBuV</th><th>dB/m</th><th>dB</th><th>dB</th><th>cm</th><th>deg</th></tr></thead><tbody><tr><td>1</td><td>5350.00</td><td>48.28</td><td>68.30</td><td>-20.02</td><td>38.66</td><td>34.46</td><td>8.33</td><td>33.17</td><td>302</td><td>244</td><td>PEAK</td></tr><tr><td>2</td><td>5469.25</td><td>57.81</td><td>68.30</td><td>-10.49</td><td>48.36</td><td>34.41</td><td>8.40</td><td>33.36</td><td>302</td><td>244</td><td>PEAK</td></tr></tbody></table>							Limit	Read	Ant	Cable	Preamp	APos	TPos	Remark	Freq	Level	Line	Margin	Level	Factor	Loss	Factor		MHz	dBuV/m	dBuV/m	dB	dBuV	dB/m	dB	dB	cm	deg	1	5350.00	48.28	68.30	-20.02	38.66	34.46	8.33	33.17	302	244	PEAK	2	5469.25	57.81	68.30	-10.49	48.36	34.41	8.40	33.36	302	244	PEAK	<table><thead><tr><th></th><th>Limit</th><th>Read</th><th>Ant</th><th>Cable</th><th>Preamp</th><th>APos</th><th>TPos</th><th>Remark</th></tr><tr><th>Freq</th><th>Level</th><th>Line</th><th>Margin</th><th>Level</th><th>Factor</th><th>Loss</th><th>Factor</th><th></th></tr><tr><th>MHz</th><th>dBuV/m</th><th>dBuV/m</th><th>dB</th><th>dBuV</th><th>dB/m</th><th>dB</th><th>dB</th><th>cm</th><th>deg</th></tr></thead><tbody><tr><td>1</td><td>5500.00</td><td>106.92</td><td>-----</td><td>97.56</td><td>34.40</td><td>8.36</td><td>33.40</td><td>302</td><td>244</td><td>PEAK</td></tr></tbody></table>						Limit	Read	Ant	Cable	Preamp	APos	TPos	Remark	Freq	Level	Line	Margin	Level	Factor	Loss	Factor		MHz	dBuV/m	dBuV/m	dB	dBuV	dB/m	dB	dB	cm	deg	1	5500.00	106.92	-----	97.56	34.40	8.36	33.40	302	244	PEAK
		Limit	Read	Ant	Cable	Preamp	APos	TPos	Remark																																																																																													
Freq	Level	Line	Margin	Level	Factor	Loss	Factor																																																																																															
MHz	dBuV/m	dBuV/m	dB	dBuV	dB/m	dB	dB	cm	deg																																																																																													
1	5350.00	48.28	68.30	-20.02	38.66	34.46	8.33	33.17	302	244	PEAK																																																																																											
2	5469.25	57.81	68.30	-10.49	48.36	34.41	8.40	33.36	302	244	PEAK																																																																																											
	Limit	Read	Ant	Cable	Preamp	APos	TPos	Remark																																																																																														
Freq	Level	Line	Margin	Level	Factor	Loss	Factor																																																																																															
MHz	dBuV/m	dBuV/m	dB	dBuV	dB/m	dB	dB	cm	deg																																																																																													
1	5500.00	106.92	-----	97.56	34.40	8.36	33.40	302	244	PEAK																																																																																												
Avg	<div><div>Level (dBuV/m)</div><div>Date: 2023-03-21</div><div>Site : 03CH01-SZ Condition: PART 15.407 AVG 3m ANT3117_0057 VERTICAL RBW:1000.000kHz VBW:0.010kHz Mode : 16 Setting : MCS0 Power setting 16 Plane : Y with accessories 352134980042460/352134980042478</div></div>						<div><div>Level (dBuV/m)</div><div>Date: 2023-03-21</div><div>Site : 03CH01-SZ Condition: PART 15.407 AVG 3m ANT3117_0057 VERTICAL RBW:1000.000kHz VBW:0.010kHz Mode : 16 Setting : MCS0 Power setting 16 Plane : Y with accessories 352134980042460/352134980042478</div></div>																																																																																															
	<table><thead><tr><th></th><th>Limit</th><th>Margin</th><th>Read</th><th>Ant</th><th>Cable</th><th>Preamp</th><th>APos</th><th>TPos</th><th>Remark</th></tr><tr><th>Freq</th><th>Level</th><th>Line</th><th>(dB)</th><th>Level</th><th>Factor</th><th>Loss</th><th>Factor</th><th></th></tr><tr><th>MHz</th><th>dBuV/m</th><th>dBuV/m</th><th>dB</th><th>dBuV</th><th>dB/m</th><th>dB</th><th>dB</th><th>cm</th><th>deg</th></tr></thead><tbody><tr><td>1</td><td>5459.95</td><td>41.61</td><td>54.00</td><td>-12.39</td><td>32.13</td><td>34.42</td><td>8.41</td><td>33.35</td><td>302</td><td>244</td><td>AVERAGE</td></tr></tbody></table>							Limit	Margin	Read	Ant	Cable	Preamp	APos	TPos	Remark	Freq	Level	Line	(dB)	Level	Factor	Loss	Factor		MHz	dBuV/m	dBuV/m	dB	dBuV	dB/m	dB	dB	cm	deg	1	5459.95	41.61	54.00	-12.39	32.13	34.42	8.41	33.35	302	244	AVERAGE	<table><thead><tr><th></th><th>Limit</th><th>Margin</th><th>Read</th><th>Ant</th><th>Cable</th><th>Preamp</th><th>APos</th><th>TPos</th><th>Remark</th></tr><tr><th>Freq</th><th>Level</th><th>Line</th><th>(dB)</th><th>Level</th><th>Factor</th><th>Loss</th><th>Factor</th><th></th></tr><tr><th>MHz</th><th>dBuV/m</th><th>dBuV/m</th><th>dB</th><th>dBuV</th><th>dB/m</th><th>dB</th><th>dB</th><th>cm</th><th>deg</th></tr></thead><tbody><tr><td>1</td><td>5500.00</td><td>97.77</td><td>-----</td><td>88.41</td><td>34.41</td><td>8.35</td><td>33.40</td><td>302</td><td>244</td><td>AVERAGE</td></tr></tbody></table>						Limit	Margin	Read	Ant	Cable	Preamp	APos	TPos	Remark	Freq	Level	Line	(dB)	Level	Factor	Loss	Factor		MHz	dBuV/m	dBuV/m	dB	dBuV	dB/m	dB	dB	cm	deg	1	5500.00	97.77	-----	88.41	34.41	8.35	33.40	302	244	AVERAGE										
		Limit	Margin	Read	Ant	Cable	Preamp	APos	TPos	Remark																																																																																												
Freq	Level	Line	(dB)	Level	Factor	Loss	Factor																																																																																															
MHz	dBuV/m	dBuV/m	dB	dBuV	dB/m	dB	dB	cm	deg																																																																																													
1	5459.95	41.61	54.00	-12.39	32.13	34.42	8.41	33.35	302	244	AVERAGE																																																																																											
	Limit	Margin	Read	Ant	Cable	Preamp	APos	TPos	Remark																																																																																													
Freq	Level	Line	(dB)	Level	Factor	Loss	Factor																																																																																															
MHz	dBuV/m	dBuV/m	dB	dBuV	dB/m	dB	dB	cm	deg																																																																																													
1	5500.00	97.77	-----	88.41	34.41	8.35	33.40	302	244	AVERAGE																																																																																												

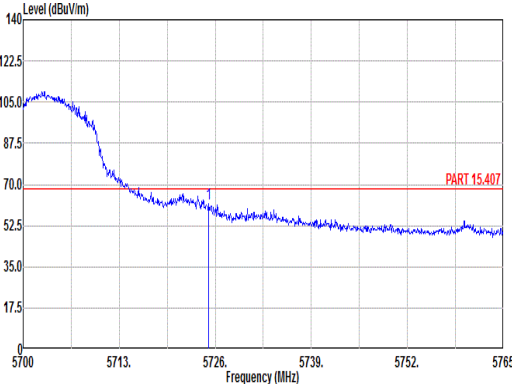
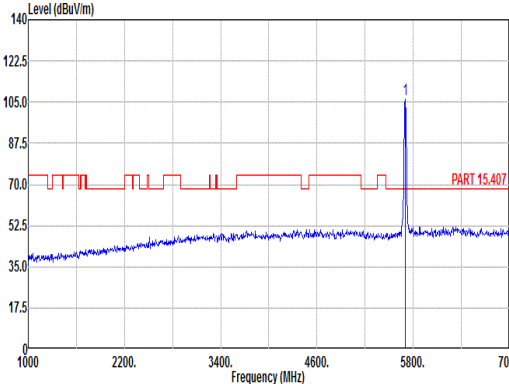
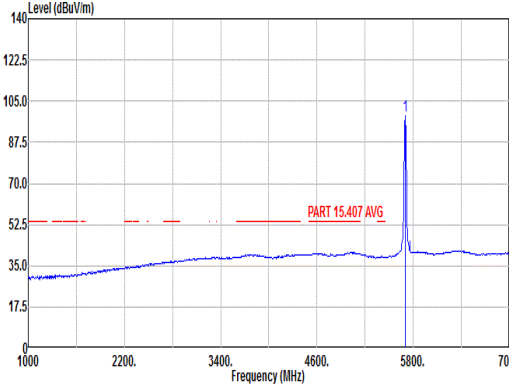


Mode	16																																																																																																					
	Harmonic																																																																																																					
	U-NII-2C_5.47-5.725_802.11ax HE20_CH100_Full_5500MHz																																																																																																					
ANT	5+6																																																																																																					
Pol.	Horizontal	Vertical																																																																																																				
Peak Avg	<div><p>Level (dBuV/m) Date: 2023-03-25</p><p>Site : 03CH01-SZ Condition: PART 15.407 3m HF_ANT(3117)_22 HORIZONTAL Mode : 16 IMEI : 352134980043864/352134980043872 Plane : Y with Accessories MCS0 Power setting 16</p><table><tr><th></th><th>Limit</th><th>Read</th><th>Ant</th><th>Cable</th><th>Preamp</th><th>APos</th><th>TPos</th><th></th></tr><tr><th>Freq</th><th>Level</th><th>Line</th><th>Margin</th><th>Level</th><th>Factor</th><th>Loss</th><th>Factor</th><th>Remark</th></tr><tr><th>MHz</th><th>dBuV/m</th><th>dBuV/m</th><th>dB</th><th>dBuV</th><th>dB/m</th><th>dB</th><th>dB</th><th>cm</th><th>deg</th></tr><tr><td>1 11000.00</td><td>47.56</td><td>74.00</td><td>-26.44</td><td>44.42</td><td>39.40</td><td>14.54</td><td>50.80</td><td>---</td><td>---</td><td>Peak</td></tr><tr><td>2 16500.00</td><td>48.87</td><td>68.30</td><td>-19.43</td><td>40.91</td><td>42.40</td><td>17.36</td><td>51.80</td><td>---</td><td>---</td><td>Peak</td></tr></table></div>		Limit	Read	Ant	Cable	Preamp	APos	TPos		Freq	Level	Line	Margin	Level	Factor	Loss	Factor	Remark	MHz	dBuV/m	dBuV/m	dB	dBuV	dB/m	dB	dB	cm	deg	1 11000.00	47.56	74.00	-26.44	44.42	39.40	14.54	50.80	---	---	Peak	2 16500.00	48.87	68.30	-19.43	40.91	42.40	17.36	51.80	---	---	Peak	<div><p>Level (dBuV/m) Date: 2023-03-25</p><p>Site : 03CH01-SZ Condition: PART 15.407 3m HF_ANT(3117)_22 VERTICAL Mode : 16 IMEI : 352134980043864/352134980043872 Plane : Y with Accessories MCS0 Power setting 16</p><table><tr><th></th><th>Limit</th><th>Read</th><th>Ant</th><th>Cable</th><th>Preamp</th><th>APos</th><th>TPos</th><th></th></tr><tr><th>Freq</th><th>Level</th><th>Line</th><th>Margin</th><th>Level</th><th>Factor</th><th>Loss</th><th>Factor</th><th>Remark</th></tr><tr><th>MHz</th><th>dBuV/m</th><th>dBuV/m</th><th>dB</th><th>dBuV</th><th>dB/m</th><th>dB</th><th>dB</th><th>cm</th><th>deg</th></tr><tr><td>1 11000.00</td><td>47.22</td><td>74.00</td><td>-26.78</td><td>44.08</td><td>39.40</td><td>14.54</td><td>50.80</td><td>---</td><td>---</td><td>Peak</td></tr><tr><td>2 16500.00</td><td>48.27</td><td>68.30</td><td>-20.03</td><td>40.31</td><td>42.40</td><td>17.36</td><td>51.80</td><td>---</td><td>---</td><td>Peak</td></tr></table></div>		Limit	Read	Ant	Cable	Preamp	APos	TPos		Freq	Level	Line	Margin	Level	Factor	Loss	Factor	Remark	MHz	dBuV/m	dBuV/m	dB	dBuV	dB/m	dB	dB	cm	deg	1 11000.00	47.22	74.00	-26.78	44.08	39.40	14.54	50.80	---	---	Peak	2 16500.00	48.27	68.30	-20.03	40.31	42.40	17.36	51.80	---	---	Peak
		Limit	Read	Ant	Cable	Preamp	APos	TPos																																																																																														
	Freq	Level	Line	Margin	Level	Factor	Loss	Factor	Remark																																																																																													
MHz	dBuV/m	dBuV/m	dB	dBuV	dB/m	dB	dB	cm	deg																																																																																													
1 11000.00	47.56	74.00	-26.44	44.42	39.40	14.54	50.80	---	---	Peak																																																																																												
2 16500.00	48.87	68.30	-19.43	40.91	42.40	17.36	51.80	---	---	Peak																																																																																												
	Limit	Read	Ant	Cable	Preamp	APos	TPos																																																																																															
Freq	Level	Line	Margin	Level	Factor	Loss	Factor	Remark																																																																																														
MHz	dBuV/m	dBuV/m	dB	dBuV	dB/m	dB	dB	cm	deg																																																																																													
1 11000.00	47.22	74.00	-26.78	44.08	39.40	14.54	50.80	---	---	Peak																																																																																												
2 16500.00	48.27	68.30	-20.03	40.31	42.40	17.36	51.80	---	---	Peak																																																																																												

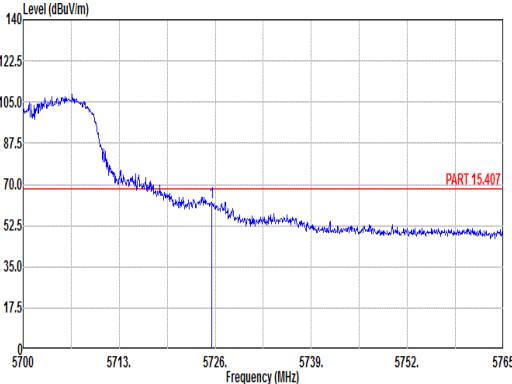
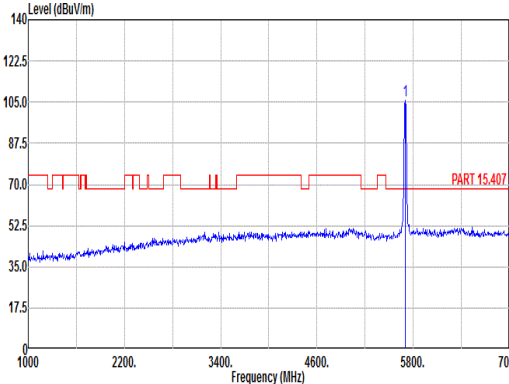
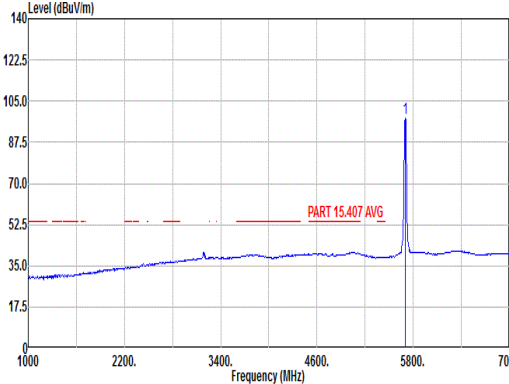


Mode	17																																																																																																													
	Harmonic																																																																																																													
	U-NII-2C_5.47-5.725_802.11ax HE20_CH116_Full_5580MHz																																																																																																													
ANT	5+6																																																																																																													
Pol.	Horizontal					Vertical																																																																																																								
Peak Avg	<div><div>Level (dBuV/m)</div><div>Date: 2023-03-31</div><div>Site : 03CH01-SZ Condition: PART 15.407 3m HF_ANT(3117)_22 HORIZONTAL Mode : 17 IMEI : 352134980043864/352134980043872 Plane : Y with Accessories MCS0 Power setting 16.5</div></div>					<div><div>Level (dBuV/m)</div><div>Date: 2023-03-25</div><div>Site : 03CH01-SZ Condition: PART 15.407 3m HF_ANT(3117)_22 VERTICAL Mode : 17 IMEI : 352134980043864/352134980043872 Plane : Y with Accessories MCS0 Power setting 16.5</div></div>																																																																																																								
	<table><tr><th></th><th>Limit</th><th>Read</th><th>Ant</th><th>Cable</th><th>Preamp</th><th>APos</th><th>TPos</th><th></th></tr><tr><th>Freq</th><th>Level</th><th>Line</th><th>Margin</th><th>Level</th><th>Factor</th><th>Loss</th><th>Factor</th><th>Remark</th></tr><tr><th>MHz</th><th>dBuV/m</th><th>dBuV/m</th><th>dB</th><th>dBuV</th><th>dB/m</th><th>dB</th><th>dB</th><th>cm</th><th>deg</th></tr><tr><td>1</td><td>11160.00</td><td>47.28</td><td>74.00</td><td>-26.72</td><td>43.88</td><td>39.53</td><td>14.64</td><td>50.77</td><td>---</td><td>Peak</td></tr><tr><td>2</td><td>16740.00</td><td>47.50</td><td>68.30</td><td>-20.80</td><td>39.37</td><td>42.45</td><td>17.43</td><td>51.75</td><td>---</td><td>Peak</td></tr></table>						Limit	Read	Ant	Cable	Preamp	APos	TPos		Freq	Level	Line	Margin	Level	Factor	Loss	Factor	Remark	MHz	dBuV/m	dBuV/m	dB	dBuV	dB/m	dB	dB	cm	deg	1	11160.00	47.28	74.00	-26.72	43.88	39.53	14.64	50.77	---	Peak	2	16740.00	47.50	68.30	-20.80	39.37	42.45	17.43	51.75	---	Peak	<table><tr><th></th><th>Limit</th><th>Read</th><th>Ant</th><th>Cable</th><th>Preamp</th><th>APos</th><th>TPos</th><th></th></tr><tr><th>Freq</th><th>Level</th><th>Line</th><th>Margin</th><th>Level</th><th>Factor</th><th>Loss</th><th>Factor</th><th>Remark</th></tr><tr><th>MHz</th><th>dBuV/m</th><th>dBuV/m</th><th>dB</th><th>dBuV</th><th>dB/m</th><th>dB</th><th>dB</th><th>cm</th><th>deg</th></tr><tr><td>1</td><td>11160.00</td><td>47.84</td><td>74.00</td><td>-26.16</td><td>44.44</td><td>39.53</td><td>14.64</td><td>50.77</td><td>---</td><td>Peak</td></tr><tr><td>2</td><td>16740.00</td><td>47.80</td><td>68.30</td><td>-20.50</td><td>39.67</td><td>42.45</td><td>17.43</td><td>51.75</td><td>---</td><td>Peak</td></tr></table>						Limit	Read	Ant	Cable	Preamp	APos	TPos		Freq	Level	Line	Margin	Level	Factor	Loss	Factor	Remark	MHz	dBuV/m	dBuV/m	dB	dBuV	dB/m	dB	dB	cm	deg	1	11160.00	47.84	74.00	-26.16	44.44	39.53	14.64	50.77	---	Peak	2	16740.00	47.80	68.30	-20.50	39.67	42.45	17.43	51.75	---	Peak
		Limit	Read	Ant	Cable	Preamp	APos	TPos																																																																																																						
Freq	Level	Line	Margin	Level	Factor	Loss	Factor	Remark																																																																																																						
MHz	dBuV/m	dBuV/m	dB	dBuV	dB/m	dB	dB	cm	deg																																																																																																					
1	11160.00	47.28	74.00	-26.72	43.88	39.53	14.64	50.77	---	Peak																																																																																																				
2	16740.00	47.50	68.30	-20.80	39.37	42.45	17.43	51.75	---	Peak																																																																																																				
	Limit	Read	Ant	Cable	Preamp	APos	TPos																																																																																																							
Freq	Level	Line	Margin	Level	Factor	Loss	Factor	Remark																																																																																																						
MHz	dBuV/m	dBuV/m	dB	dBuV	dB/m	dB	dB	cm	deg																																																																																																					
1	11160.00	47.84	74.00	-26.16	44.44	39.53	14.64	50.77	---	Peak																																																																																																				
2	16740.00	47.80	68.30	-20.50	39.67	42.45	17.43	51.75	---	Peak																																																																																																				



		18																																																																																																							
Mode		Band Edge																																																																																																							
		U-NII-2C_5.47-5.725_802.11ax HE20_CH140_Full_5700MHz																																																																																																							
ANT		5+6																																																																																																							
Pol.		Horizontal					Fundamental																																																																																																		
Peak																																																																																																									
	<div>Site : 03CH03-SZ Condition: PART 15.407 3m ANT3117_0057 HORIZONTAL : RBW:1000kHz VBW:3000kHz SMT:Auto Mode : 18 Setting : MCS0 Power setting 15 Plane : Y with accessories : 352134980042460/352134980042478</div> <table><thead><tr><th></th><th>Limit</th><th>Read</th><th>Ant</th><th>Cable</th><th>Preamp</th><th>APos</th><th>TPos</th><th></th></tr><tr><th>Freq</th><th>Level</th><th>Line</th><th>Margin</th><th>Level</th><th>Factor</th><th>Loss</th><th>Factor</th><th>Remark</th></tr><tr><th></th><th>MHz</th><th>dBuV/m</th><th>dBuV/m</th><th>dB</th><th>dBuV</th><th>dB/m</th><th>dB</th><th>dB</th><th>cm</th><th>deg</th><th></th></tr></thead><tbody><tr><td>1</td><td>5725.09</td><td>61.74</td><td>68.30</td><td>-6.56</td><td>51.53</td><td>34.90</td><td>8.67</td><td>33.36</td><td>300</td><td>131</td><td>PEAK</td></tr></tbody></table>											Limit	Read	Ant	Cable	Preamp	APos	TPos		Freq	Level	Line	Margin	Level	Factor	Loss	Factor	Remark		MHz	dBuV/m	dBuV/m	dB	dBuV	dB/m	dB	dB	cm	deg		1	5725.09	61.74	68.30	-6.56	51.53	34.90	8.67	33.36	300	131	PEAK	<div>Site : 03CH03-SZ Condition: PART 15.407 3m ANT3117_0057 HORIZONTAL : RBW:1000kHz VBW:3000kHz SMT:Auto Mode : 18 Setting : MCS0 Power setting 15 Plane : Y with accessories : 352134980042460/352134980042478</div> <table><thead><tr><th></th><th>Limit</th><th>Over</th><th>Read</th><th>Ant</th><th>Cable</th><th>Preamp</th><th>APos</th><th>TPos</th><th></th></tr><tr><th>Freq</th><th>Level</th><th>Line</th><th>Limit</th><th>Level</th><th>Factor</th><th>Loss</th><th>Factor</th><th></th><th>Remark</th></tr><tr><th></th><th>MHz</th><th>dBuV/m</th><th>dBuV/m</th><th>dB</th><th>dBuV</th><th>dB/m</th><th>dB</th><th>dB</th><th>cm</th><th>deg</th><th></th></tr></thead><tbody><tr><td>1</td><td>5700.00</td><td>106.08</td><td>68.30</td><td>37.78</td><td>95.99</td><td>34.85</td><td>8.60</td><td>33.36</td><td>300</td><td>131</td><td>PEAK</td></tr></tbody></table>											Limit	Over	Read	Ant	Cable	Preamp	APos	TPos		Freq	Level	Line	Limit	Level	Factor	Loss	Factor		Remark		MHz	dBuV/m	dBuV/m	dB	dBuV	dB/m	dB	dB	cm	deg		1	5700.00	106.08	68.30	37.78	95.99	34.85	8.60	33.36	300	131
	Limit	Read	Ant	Cable	Preamp	APos	TPos																																																																																																		
Freq	Level	Line	Margin	Level	Factor	Loss	Factor	Remark																																																																																																	
	MHz	dBuV/m	dBuV/m	dB	dBuV	dB/m	dB	dB	cm	deg																																																																																															
1	5725.09	61.74	68.30	-6.56	51.53	34.90	8.67	33.36	300	131	PEAK																																																																																														
	Limit	Over	Read	Ant	Cable	Preamp	APos	TPos																																																																																																	
Freq	Level	Line	Limit	Level	Factor	Loss	Factor		Remark																																																																																																
	MHz	dBuV/m	dBuV/m	dB	dBuV	dB/m	dB	dB	cm	deg																																																																																															
1	5700.00	106.08	68.30	37.78	95.99	34.85	8.60	33.36	300	131	PEAK																																																																																														
Avg	Blank																																																																																																								
		<div>Site : 03CH03-SZ Condition: PART 15.407 AVG 3m ANT3117_0057 HORIZONTAL : RBW:1000kHz VBW:0.010kHz SMT:Auto Mode : 18 Setting : MCS0 Power setting 15 Plane : Y with accessories : 352134980042460/352134980042478</div> <table><thead><tr><th></th><th>Limit</th><th>Read</th><th>Ant</th><th>Cable</th><th>Preamp</th><th>APos</th><th>TPos</th><th></th></tr><tr><th>Freq</th><th>Level</th><th>Line</th><th>Margin</th><th>Level</th><th>Factor</th><th>Loss</th><th>Factor</th><th>Remark</th></tr><tr><th></th><th>MHz</th><th>dBuV/m</th><th>dBuV/m</th><th>dB</th><th>dBuV</th><th>dB/m</th><th>dB</th><th>dB</th><th>cm</th><th>deg</th><th></th></tr></thead><tbody><tr><td>1</td><td>5700.00</td><td>98.97</td><td>-----</td><td>-----</td><td>88.88</td><td>34.85</td><td>8.60</td><td>33.36</td><td>300</td><td>131</td><td>AVERAGE</td></tr></tbody></table>											Limit	Read	Ant	Cable	Preamp	APos	TPos		Freq	Level	Line	Margin	Level	Factor	Loss	Factor	Remark		MHz	dBuV/m	dBuV/m	dB	dBuV	dB/m	dB	dB	cm	deg		1	5700.00	98.97	-----	-----	88.88	34.85	8.60	33.36	300	131	AVERAGE																																																				
	Limit	Read	Ant	Cable	Preamp	APos	TPos																																																																																																		
Freq	Level	Line	Margin	Level	Factor	Loss	Factor	Remark																																																																																																	
	MHz	dBuV/m	dBuV/m	dB	dBuV	dB/m	dB	dB	cm	deg																																																																																															
1	5700.00	98.97	-----	-----	88.88	34.85	8.60	33.36	300	131	AVERAGE																																																																																														



Mode	18																																																																																
	Band Edge																																																																																
	U-NII-2C_5.47-5.725_802.11ax HE20_CH140_Full_5700MHz																																																																																
ANT	5+6																																																																																
Pol.	Vertical					Fundamental																																																																											
Peak																																																																																	
	<div>Site : 03CH03-SZ Condition: PART 15.407 3m ANT3117_0057 VERTICAL : RBW:1000kHz VBW:3000kHz SMT:Auto Mode : 18 Setting : MCS0 Power setting 15 Plane : Y with accessories : 352134980042460/352134980042478</div> <table><thead><tr><th></th><th>Limit</th><th>Read</th><th>Ant</th><th>Cable</th><th>Preamp</th><th>APos</th><th>TPos</th><th></th></tr><tr><th>Freq</th><th>Level</th><th>Line</th><th>Margin</th><th>Level</th><th>Factor</th><th>Loss</th><th>Factor</th><th>Remark</th></tr><tr><th>MHz</th><th>dBuV/m</th><th>dBuV/m</th><th>dB</th><th>dBuV</th><th>dB/m</th><th>dB</th><th>dB</th><th>cm deg</th></tr></thead><tbody><tr><td>1 5725.48</td><td>62.59</td><td>68.30</td><td>-5.71</td><td>52.37</td><td>34.90</td><td>8.68</td><td>33.36</td><td>347 262 PEAK</td></tr></tbody></table>						Limit	Read	Ant	Cable	Preamp	APos	TPos		Freq	Level	Line	Margin	Level	Factor	Loss	Factor	Remark	MHz	dBuV/m	dBuV/m	dB	dBuV	dB/m	dB	dB	cm deg	1 5725.48	62.59	68.30	-5.71	52.37	34.90	8.68	33.36	347 262 PEAK	<div>Site : 03CH03-SZ Condition: PART 15.407 3m ANT3117_0057 VERTICAL : RBW:1000kHz VBW:3000kHz SMT:Auto Mode : 18 Setting : MCS0 Power setting 15 Plane : Y with accessories : 352134980042460/352134980042478</div> <table><thead><tr><th></th><th>Limit</th><th>Read</th><th>Ant</th><th>Cable</th><th>Preamp</th><th>APos</th><th>TPos</th><th></th></tr><tr><th>Freq</th><th>Level</th><th>Line</th><th>Margin</th><th>Level</th><th>Factor</th><th>Loss</th><th>Factor</th><th>Remark</th></tr><tr><th>MHz</th><th>dBuV/m</th><th>dBuV/m</th><th>dB</th><th>dBuV</th><th>dB/m</th><th>dB</th><th>dB</th><th>cm deg</th></tr></thead><tbody><tr><td>1 5700.00</td><td>105.69</td><td>-----</td><td>-----</td><td>95.64</td><td>34.84</td><td>8.57</td><td>33.36</td><td>347 262 PEAK</td></tr></tbody></table>						Limit	Read	Ant	Cable	Preamp	APos	TPos		Freq	Level	Line	Margin	Level	Factor	Loss	Factor	Remark	MHz	dBuV/m	dBuV/m	dB	dBuV	dB/m	dB	dB	cm deg	1 5700.00	105.69	-----	-----	95.64	34.84	8.57	33.36
	Limit	Read	Ant	Cable	Preamp	APos	TPos																																																																										
Freq	Level	Line	Margin	Level	Factor	Loss	Factor	Remark																																																																									
MHz	dBuV/m	dBuV/m	dB	dBuV	dB/m	dB	dB	cm deg																																																																									
1 5725.48	62.59	68.30	-5.71	52.37	34.90	8.68	33.36	347 262 PEAK																																																																									
	Limit	Read	Ant	Cable	Preamp	APos	TPos																																																																										
Freq	Level	Line	Margin	Level	Factor	Loss	Factor	Remark																																																																									
MHz	dBuV/m	dBuV/m	dB	dBuV	dB/m	dB	dB	cm deg																																																																									
1 5700.00	105.69	-----	-----	95.64	34.84	8.57	33.36	347 262 PEAK																																																																									
Avg	Blank																																																																																
					<div>Site : 03CH03-SZ Condition: PART 15.407 AVG 3m ANT3117_0057 VERTICAL : RBW:1000kHz VBW:0.010kHz SMT:Auto Mode : 18 Setting : MCS0 Power setting 15 Plane : Y with accessories : 352134980042460/352134980042478</div> <table><thead><tr><th></th><th>Limit</th><th>Read</th><th>Ant</th><th>Cable</th><th>Preamp</th><th>APos</th><th>TPos</th><th></th></tr><tr><th>Freq</th><th>Level</th><th>Line</th><th>Margin</th><th>Level</th><th>Factor</th><th>Loss</th><th>Factor</th><th>Remark</th></tr><tr><th>MHz</th><th>dBuV/m</th><th>dBuV/m</th><th>dB</th><th>dBuV</th><th>dB/m</th><th>dB</th><th>dB</th><th>cm deg</th></tr></thead><tbody><tr><td>1 5700.00</td><td>97.99</td><td>-----</td><td>-----</td><td>87.94</td><td>34.84</td><td>8.57</td><td>33.36</td><td>347 262 AVERAGE</td></tr></tbody></table>						Limit	Read	Ant	Cable	Preamp	APos	TPos		Freq	Level	Line	Margin	Level	Factor	Loss	Factor	Remark	MHz	dBuV/m	dBuV/m	dB	dBuV	dB/m	dB	dB	cm deg	1 5700.00	97.99	-----	-----	87.94	34.84	8.57	33.36	347 262 AVERAGE																																				
	Limit	Read	Ant	Cable	Preamp	APos	TPos																																																																										
Freq	Level	Line	Margin	Level	Factor	Loss	Factor	Remark																																																																									
MHz	dBuV/m	dBuV/m	dB	dBuV	dB/m	dB	dB	cm deg																																																																									
1 5700.00	97.99	-----	-----	87.94	34.84	8.57	33.36	347 262 AVERAGE																																																																									



		18									
Mode		Harmonic									
		U-NII-2C_5.47-5.725_802.11ax HE20_CH140_Full_5700MHz									
ANT		5+6									
Pol.		Horizontal					Vertical				
Peak Avg	<div><div><div><div><div><div></div><div></div><div></div><div></div><div></div><div></div><div></div><div></div><div></div><div></div><div></div><div></div><div></div><div></div><div></div><div></div><div></div><div></div><div></div><div></div><div></div><div></div><div></div><div></div><div></div><div></div><div></div><div></div><div></div><div></div><div></div><div></div><div></div><div></div><div></div><div></div><div></div><div></div><div></div><div></div><div></div><div></div><div></div><div></div><div></div><div></div><div></div><div></div><div></div><div></div><div></div><div></div><div></div><div></div><div></div><div></div><div></div><div></div><div></div><div></div><div></div><div></div><div></div><div></div><div></div><div></div><div></div><div></div><div></div><div></div><div></div><div></div><div></div><div></div><div></div><div></div><div></div><div></div><div></div><div></div><div></div><div></div><div></div><div></div><div></div><div></div><div></div><div></div><div></div><div></div><div></div><div></div><div></div><div></div><div></div><div></div><div></div><div></div><div></div><div></div><div></div><div></div><div></div><div></div><div></div><div></div><div></div><div></div><div></div><div></div><div></div><div></div><div></div><div></div><div></div><div></div><div></div><div></div><div></div><div></div><div></div><div></div><div></div><div></div><div></div><div></div><div></div><div></div><div></div><div></div><div></div><div></div><div></div><div></div><div></div><div></div><div></div><div></div><div></div><div></div><div></div><div></div><div></div><div></div><div></div><div></div><div></div><div></div><div></div><div></div><div></div><div></div><div></div><div></div><div></div><div></div><div></div><div></div><div></div><div></div><div></div><div></div><div></div><div></div><div></div><div></div><div></div><div></div><div></div><div></div><div></div><div></div><div></div><div></div><div></div><div></div><div></div><div></div><div></div><div></div><div></div><div></div><div></div><div></div><div></div><div></div><div></div><div></div><div></div><div></div><div></div><div></div><div></div><div></div><div></div><div></div><div></div><div></div><div></div><div></div><div></div><div></div><div></div><div></div><div></div><div></div><div></div><div></div><div></div><div></div><div></div><div></div><div></div><div></div><div></div><div></div><div></div><div></div><div></div><div></div><div></div><div></div><div></div><div></div><div></div><div></div><div></div><div></div><div></div><div></div><div></div><div></div><div></div><div></div><div></div><div></div><div></div><div></div><div></div><div></div><div></div><div></div><div></div><div></div><div></div><div></div><div></div><div></div><div></div><div></div><div></div><div></div><div></div><div></div><div></div><div></div><div></div><div></div><div></div><div></div><div></div><div></div><div></div><div></div><div></div><div></div><div></div><div></div><div></div><div></div><div></div><div></div><div></div><div></div><div></div><div></div><div></div><div></div><div></div><div></div><div></div><div></div><div></div><div></div><div></div><div></div><div></div><div></div><div></div><div></div><div></div><div></div><div></div><div></div><div></div><div></div><div></div><div></div><div></div><div></div><div></div><div></div><div></div><div></div><div></div><div></div><div></div><div></div><div></div><div></div><div></div><div></div><div></div><div></div><div></div><div></div><div></div><div></div><div></div><div></div><div></div><div></div><div></div><div></div><div></div><div></div><div></div><div></div><div></div><div></div><div></div><div></div><div></div><div></div><div></div><div></div><div></div><div></div><div></div><div></div><div></div><div></div><div></div><div></div><div></div><div></div><div></div><div></div><div></div><div></div><div></div><div></div><div></div><div></div><div></div><div></div><div></div><div></div><div></div><div></div><div></div><div></div><div></div><div></div><div></div><div></div><div></div><div></div><div></div><div></div><div></div><div></div><div></div><div></div><div></div><div></div><div></div><div></div><div></div><div></div><div></div><div></div><div></div><div></div><div></div><div></div><div></div><div></div><div></div><div></div><div></div><div></div><div></div><div></div><div></div><div></div><div></div><div></div><div></div><div></div><div></div><div></div><div></div><div></div><div></div><div></div><div></div><div></div><div></div><div></div><div></div><div></div><div></div><div></div><div></div><div></div><div></div><div></div><div></div><div></div><div></div><div></div><div></div><div></div><div></div><div></div><div></div><div></div><div></div><div></div><div></div><div></div><div></div><div></div><div></div><div></div><div></div><div></div><div></div><div></div><div></div><div></div><div></div><div></div><div></div><div></div><div></div><div></div><div></div><div></div><div></div><div></div><div></div><div></div><div></div><div></div><div></div><div></div><div></div><div></div><div></div><div></div><div></div><div></div><div></div><div></div><div></div><div></div><div></div><div></div><div></div><div></div><div></div><div></div><div></div><div></div><div></div><div></div><div></div><div></div><div></div><div></div><div></div><div></div><div></div><div></div><div></div><div></div><div></div><div></div><div></div><div></div><div></div><div></div><div></div><div></div><div></div><div></div><div></div><div></div><div></div><div></div><div></div><div></div><div></div><div></div><div></div><div></div><div></div><div></div><div></div><div></div><div></div><div></div><div></div><div></div><div></div><div></div><div></div><div></div><div></div><div></div><div></div><div></div><div></div><div></div><div></div><div></div><div></div><div></div><div></div><div></div><div></div><div></div><div></div><div></div><div></div><div></div><div></div><div></div><div></div><div></div><div></div><div></div><div></div><div></div><div></div><div></div><div></div><div></div><div></div><div></div><div></div><div></div><div></div><div></div><div></div><div></div><div></div><div></div><div></div><div></div><div></div><div></div><div></div><div></div><div></div><div></div><div></div><div></div><div></div><div></div><div></div><div></div><div></div><div></div><div></div><div></div><div></div><div></div><div></div><div></div><div></div><div></div><div></div><div></div><div></div><div></div><div></div><div></div><div></div><div></div><div></div><div></div><div></div><div></div><div></div><div></div><div></div><div></div><div></div><div></div><div></div><div></div><div></div><div></div><div></div><div></div><div></div><div></div><div></div><div></div><div></div><div></div><div></div><div></div><div></div><div></div><div></div><div></div><div></div><div></div><div></div><div></div><div></div><div></div><div></div><div></div><div></div><div></div><div></div><div></div><div></div><div></div><div></div><div></div><div></div><div></div><div></div><div></div><div></div><div></div><div></div><div></div><div></div><div></div><div></div><div></div><div></div><div></div><div></div><div></div><div></div><div></div><div></div><div></div><div></div><div></div><div></div><div></div><div></div><div></div><div></div><div></div><div></div><div></div><div></div><div></div><div></div><div></div><div></div><div></div><div></div><div></div><div></div><div></div><div></div><div></div><div></div><div></div><div></div><div></div><div></div><div></div><div></div><div></div><div></div><div></div><div></div><div></div><div></div><div></div><div></div><div></div><div></div><div></div><div></div><div></div><div></div><div></div><div></div><div></div><div></div><div></div><div></div><div></div><div></div><div></div><div></div><div></div><div></div><div></div><div></div><div></div><div></div><div></div><div></div><div></div><div></div><div></div><div></div><div></div><div></div><div></div><div></div><div></div><div></div><div></div><div></div><div></div><div></div><div></div><div></div><div></div><div></div><div></div><div></div><div></div><div></div><div></div><div></div><div></div><div></div><div></div><div></div><div></div><div></div><div></div><div></div><div></div><div></div><div></div><div></div><div></div><div></div><div></div><div></div><div></div><div></div><div></div><div></div><div></div><div></div><div></div><div></div><div></div><div></div><div></div><div></div><div></div><div></div><div></div><div></div><div></div><div></div><div></div><div></div><div></div><div></div><div></div><div></div><div></div><div></div><div></div><div></div><div></div><div></div><div></div><div></div><div></div><div></div><div></div><div></div><div></div><div></div><div></div><div></div><div></div><div></div><div></div><div></div><div></div><div></div><div></div><div></div><div></div><div></div><div></div><div></div><div></div><div></div><div></div><div></div><div></div><div></div><div></div><div></div><div></div><div></div><div></div><div></div><div></div><div></div><div></div><div></div><div></div><div></div><div></div><div></div><div></div><div></div><div></div><div></div><div></div><div></div><div></div><div></div><div></div><div></div><div></div><div></div><div></div><div></div><div></div><div></div><div></div><div></div><div></div><div></div><div></div><div></div><div></div><div></div><div></div><div></div><div></div><div></div><div></div><div></div><div></div><div></div><div></div><div></div><div></div><div></div><div></div><div></div><div></div><div></div><div></div><div></div><div></div><div></div><div></div><div></div><div></div><div></div><div></div><div></div><div></div><div></div><div></div><div></div><div></div><div></div><div></div><div></div><div></div><div></div><div></div><div></div><div></div><div></div><div></div><div></div><div></div><div></div><div></div><div></div><div></div><div></div><div></div><div></div><div></div><div></div><div></div><div></div><div></div><div></div><div></div><div></div><div></div><div></div><div></div><div></div><div></div><div></div><div></div><div></div><div></div><div></div><div></div><div></div><div></div><div></div><div></div><div></div><div></div><div></div><div></div><div></div><div></div><div></div><div></div><div></div><div></div><div></div><div></div><div></div><div></div><div></div><div></div><div></div><div></div><div></div><div></div><div></div><div></div><div></div><div></div><div></div><div></div><div></div><div></div><div></div><div></div><div></div><div></div><div></div><div></div><div></div><div></div><div></div><div></div><div></div><div></div><div></div><div></div><div></div><div></div><div></div><div></div><div></div><div></div><div></div><div></div><div></div><div></div><div></div><div></div><div></div><div></div><div></div><div></div><div></div><div></div><div></div><div></div><div></div><div></div><div></div><div></div><div></div><div></div><div></div><div></div><div></div><div></div><div></div><div></div><div></div><div></div><div></div><div></div><div></div><div></div><div></div><div></div><div></div><div></div><div></div><div></div><div></div><div></div><div></div><div></div><div></div><div></div><div></div><div></div><div></div><div></div><div></div><div></div><div></div><div></div><div></div><div></div><div></div><div></div><div></div><div></div><div></div><div></div><div></div><div></div><div></div><div></div><div></div><div></div><div></div><div></div><div></div><div></div><div></div><div></div><div></div><div></div><div></div><div></div><div></div><div></div><div></div><div></div><div></div><div></div><div></div><div></div><div></div><div></div><div></div><div></div><div></div><div></div><div></div><div></div><div></div><div></div><div></div><div></div><div></div><div></div><div></div><div></div><div></div><div></div><div></div><div></div><div></div><div></div><div></div><div></div><div></div><div></div><div></div><div></div><div></div><div></div><div></div><div></div><div></div><div></div><div></div><div></div><div></div><div></div><div></div><div></div><div></div><div></div><div></div><div></div><div></div><div></div><div></div><div></div><div></div><div></div><div></div><div></div><div></div><div></div><div></div><div></div><div></div><</div></div></div></div></div>										



Mode	19																																																																																	
	Band Edge - L																																																																																	
	U-NII-1_5.15-5.25_802.11ax HE40_CH38_Full_5190MHz																																																																																	
ANT	5+6																																																																																	
Pol.	Horizontal	Fundamental																																																																																
Peak	<div><p>Level (dBuV/m)</p><p>Date: 2023-03-21</p><p>Site : 03CH01-SZ Condition: PART 15.407 3m ANT3117_0057 HORIZONTAL : RBW:1000.000kHz VBW:3000.000kHz Mode : 19 Setting : MCS0 Power setting 14.5 Plane : Y with accessories : 352134980042460/352134980042478</p><table><tr><th></th><th>Limit</th><th>Margin</th><th>Read</th><th>Ant</th><th>Cable</th><th>Preamp</th><th>APos</th><th>TPos</th><th>Remark</th></tr><tr><th>Freq</th><th>Level</th><th>Line</th><th>(dB)</th><th>Level</th><th>Factor</th><th>Loss Factor</th><th></th><th></th><th></th></tr><tr><th>MHz</th><th>dBuV/m</th><th>dBuV/m</th><th></th><th>dBuV</th><th>dB/m</th><th>dB</th><th>dB</th><th>cm</th><th>deg</th></tr><tr><td>1 5149.34</td><td>63.34</td><td>74.00</td><td>-10.66</td><td>53.73</td><td>34.54</td><td>7.92</td><td>32.85</td><td>150</td><td>130 PEAK</td></tr></table></div>		Limit	Margin	Read	Ant	Cable	Preamp	APos	TPos	Remark	Freq	Level	Line	(dB)	Level	Factor	Loss Factor				MHz	dBuV/m	dBuV/m		dBuV	dB/m	dB	dB	cm	deg	1 5149.34	63.34	74.00	-10.66	53.73	34.54	7.92	32.85	150	130 PEAK	<div><p>Level (dBuV/m)</p><p>Date: 2023-03-21</p><p>Site : 03CH01-SZ Condition: PART 15.407 3m ANT3117_0057 HORIZONTAL : RBW:1000.000kHz VBW:3000.000kHz Mode : 19 Setting : MCS0 Power setting 14.5 Plane : Y with accessories : 352134980042460/352134980042478</p><table><tr><th></th><th>Limit</th><th>Margin</th><th>Read</th><th>Ant</th><th>Cable</th><th>Preamp</th><th>APos</th><th>TPos</th><th>Remark</th></tr><tr><th>Freq</th><th>Level</th><th>Line</th><th>(dB)</th><th>Level</th><th>Factor</th><th>Loss Factor</th><th></th><th></th><th></th></tr><tr><th>MHz</th><th>dBuV/m</th><th>dBuV/m</th><th></th><th>dBuV</th><th>dB/m</th><th>dB</th><th>dB</th><th>cm</th><th>deg</th></tr><tr><td>1 5190.00</td><td>107.27</td><td>-----</td><td>-----</td><td>97.72</td><td>34.52</td><td>7.94</td><td>32.91</td><td>150</td><td>130 PEAK</td></tr></table></div>		Limit	Margin	Read	Ant	Cable	Preamp	APos	TPos	Remark	Freq	Level	Line	(dB)	Level	Factor	Loss Factor				MHz	dBuV/m	dBuV/m		dBuV	dB/m	dB	dB	cm	deg	1 5190.00	107.27	-----	-----	97.72	34.52	7.94	32.91	150	130 PEAK
		Limit	Margin	Read	Ant	Cable	Preamp	APos	TPos	Remark																																																																								
Freq	Level	Line	(dB)	Level	Factor	Loss Factor																																																																												
MHz	dBuV/m	dBuV/m		dBuV	dB/m	dB	dB	cm	deg																																																																									
1 5149.34	63.34	74.00	-10.66	53.73	34.54	7.92	32.85	150	130 PEAK																																																																									
	Limit	Margin	Read	Ant	Cable	Preamp	APos	TPos	Remark																																																																									
Freq	Level	Line	(dB)	Level	Factor	Loss Factor																																																																												
MHz	dBuV/m	dBuV/m		dBuV	dB/m	dB	dB	cm	deg																																																																									
1 5190.00	107.27	-----	-----	97.72	34.52	7.94	32.91	150	130 PEAK																																																																									
Avg	<div><p>Level (dBuV/m)</p><p>Date: 2023-03-21</p><p>Site : 03CH01-SZ Condition: PART 15.407 AVG 3m ANT3117_0057 HORIZONTAL : RBW:1000.000kHz VBW:0.010kHz Mode : 19 Setting : MCS0 Power setting 14.5 Plane : Y with accessories : 352134980042460/352134980042478</p><table><tr><th></th><th>Limit</th><th>Margin</th><th>Read</th><th>Ant</th><th>Cable</th><th>Preamp</th><th>APos</th><th>TPos</th><th>Remark</th></tr><tr><th>Freq</th><th>Level</th><th>Line</th><th>(dB)</th><th>Level</th><th>Factor</th><th>Loss Factor</th><th></th><th></th><th></th></tr><tr><th>MHz</th><th>dBuV/m</th><th>dBuV/m</th><th></th><th>dBuV</th><th>dB/m</th><th>dB</th><th>dB</th><th>cm</th><th>deg</th></tr><tr><td>1 5149.91</td><td>50.64</td><td>54.00</td><td>-3.36</td><td>41.03</td><td>34.54</td><td>7.92</td><td>32.85</td><td>150</td><td>130 AVERAGE</td></tr></table></div>		Limit	Margin	Read	Ant	Cable	Preamp	APos	TPos	Remark	Freq	Level	Line	(dB)	Level	Factor	Loss Factor				MHz	dBuV/m	dBuV/m		dBuV	dB/m	dB	dB	cm	deg	1 5149.91	50.64	54.00	-3.36	41.03	34.54	7.92	32.85	150	130 AVERAGE	<div><p>Level (dBuV/m)</p><p>Date: 2023-03-21</p><p>Site : 03CH01-SZ Condition: PART 15.407 AVG 3m ANT3117_0057 HORIZONTAL : RBW:1000.000kHz VBW:0.010kHz Mode : 19 Setting : MCS0 Power setting 14.5 Plane : Y with accessories : 352134980042460/352134980042478</p><table><tr><th></th><th>Limit</th><th>Margin</th><th>Read</th><th>Ant</th><th>Cable</th><th>Preamp</th><th>APos</th><th>TPos</th><th>Remark</th></tr><tr><th>Freq</th><th>Level</th><th>Line</th><th>(dB)</th><th>Level</th><th>Factor</th><th>Loss Factor</th><th></th><th></th><th></th></tr><tr><th>MHz</th><th>dBuV/m</th><th>dBuV/m</th><th></th><th>dBuV</th><th>dB/m</th><th>dB</th><th>dB</th><th>cm</th><th>deg</th></tr><tr><td>1 5190.00</td><td>98.99</td><td>-----</td><td>-----</td><td>89.44</td><td>34.52</td><td>7.94</td><td>32.91</td><td>150</td><td>130 AVERAGE</td></tr></table></div>		Limit	Margin	Read	Ant	Cable	Preamp	APos	TPos	Remark	Freq	Level	Line	(dB)	Level	Factor	Loss Factor				MHz	dBuV/m	dBuV/m		dBuV	dB/m	dB	dB	cm	deg	1 5190.00	98.99	-----	-----	89.44	34.52	7.94	32.91	150	130 AVERAGE
	Limit	Margin	Read	Ant	Cable	Preamp	APos	TPos	Remark																																																																									
Freq	Level	Line	(dB)	Level	Factor	Loss Factor																																																																												
MHz	dBuV/m	dBuV/m		dBuV	dB/m	dB	dB	cm	deg																																																																									
1 5149.91	50.64	54.00	-3.36	41.03	34.54	7.92	32.85	150	130 AVERAGE																																																																									
	Limit	Margin	Read	Ant	Cable	Preamp	APos	TPos	Remark																																																																									
Freq	Level	Line	(dB)	Level	Factor	Loss Factor																																																																												
MHz	dBuV/m	dBuV/m		dBuV	dB/m	dB	dB	cm	deg																																																																									
1 5190.00	98.99	-----	-----	89.44	34.52	7.94	32.91	150	130 AVERAGE																																																																									



Mode	19	
	Band Edge - R	
	U-NII-1_5.15-5.25_802.11ax HE40_CH38_Full_5190MHz	
ANT	5+6	
Pol.	Horizontal	Fundamental
Peak	<div><div><div><div><div><div></div><div></div><div></div><div></div><div></div><div></div><div></div><div></div><div></div><div></div><div></div><div></div><div></div><div></div><div></div><div></div><div></div><div></div><div></div><div></div><div></div><div></div><div></div><div></div><div></div><div></div><div></div><div></div><div></div><div></div><div></div><div></div><div></div><div></div><div></div><div></div><div></div><div></div><div></div><div></div><div></div><div></div><div></div><div></div><div></div><div></div><div></div><div></div><div></div><div></div><div></div><div></div><div></div><div></div><div></div><div></div><div></div><div></div><div></div><div></div><div></div><div></div><div></div><div></div><div></div><div></div><div></div><div></div><div></div><div></div><div></div><div></div><div></div><div></div><div></div><div></div><div></div><div></div><div></div><div></div><div></div><div></div><div></div><div></div><div></div><div></div><div></div><div></div><div></div><div></div><div></div><div></div><div></div><div></div><div></div><div></div><div></div><div></div><div></div><div></div><div></div><div></div><div></div><div></div><div></div><div></div><div></div><div></div><div></div><div></div><div></div><div></div><div></div><div></div><div></div><div></div><div></div><div></div><div></div><div></div><div></div><div></div><div></div><div></div><div></div><div></div><div></div><div></div><div></div><div></div><div></div><div></div><div></div><div></div><div></div><div></div><div></div><div></div><div></div><div></div><div></div><div></div><div></div><div></div><div></div><div></div><div></div><div></div><div></div><div></div><div></div><div></div><div></div><div></div><div></div><div></div><div></div><div></div><div></div><div></div><div></div><div></div><div></div><div></div><div></div><div></div><div></div><div></div><div></div><div></div><div></div><div></div><div></div><div></div><div></div><div></div><div></div><div></div><div></div><div></div><div></div><div></div><div></div><div></div><div></div><div></div><div></div><div></div><div></div><div></div><div></div><div></div><div></div><div></div><div></div><div></div><div></div><div></div><div></div><div></div><div></div><div></div><div></div><div></div><div></div><div></div><div></div><div></div><div></div><div></div><div></div><div></div><div></div><div></div><div></div><div></div><div></div><div></div><div></div><div></div><div></div><div></div><div></div><div></div><div></div><div></div><div></div><div></div><div></div><div></div><div></div><div></div><div></div><div></div><div></div><div></div><div></div><div></div><div></div><div></div><div></div><div></div><div></div><div></div><div></div><div></div><div></div><div></div><div></div><div></div><div></div><div></div><div></div><div></div><div></div><div></div><div></div><div></div><div></div><div></div><div></div><div></div><div></div><div></div><div></div><div></div><div></div><div></div><div></div><div></div><div></div><div></div><div></div><div></div><div></div><div></div><div></div><div></div><div></div><div></div><div></div><div></div><div></div><div></div><div></div><div></div><div></div><div></div><div></div><div></div><div></div><div></div><div></div><div></div><div></div><div></div><div></div><div></div><div></div><div></div><div></div><div></div><div></div><div></div><div></div><div></div><div></div><div></div><div></div><div></div><div></div><div></div><div></div><div></div><div></div><div></div><div></div><div></div><div></div><div></div><div></div><div></div><div></div><div></div><div></div><div></div><div></div><div></div><div></div><div></div><div></div><div></div><div></div><div></div><div></div><div></div><div></div><div></div><div></div><div></div><div></div><div></div><div></div><div></div><div></div><div></div><div></div><div></div><div></div><div></div><div></div><div></div><div></div><div></div><div></div><div></div><div></div><div></div><div></div><div></div><div></div><div></div><div></div><div></div><div></div><div></div><div></div><div></div><div></div><div></div><div></div><div></div><div></div><div></div><div></div><div></div><div></div><div></div><div></div><div></div><div></div><div></div><div></div><div></div><div></div><div></div><div></div><div></div><div></div><div></div><div></div><div></div><div></div><div></div><div></div><div></div><div></div><div></div><div></div><div></div><div></div><div></div><div></div><div></div><div></div><div></div><div></div><div></div><div></div><div></div><div></div><div></div><div></div><div></div><div></div><div></div><div></div><div></div><div></div><div></div><div></div><div></div><div></div><div></div><div></div><div></div><div></div><div></div><div></div><div></div><div></div><div></div><div></div><div></div><div></div><div></div><div></div><div></div><div></div><div></div><div></div><div></div><div></div><div></div><div></div><div></div><div></div><div></div><div></div><div></div><div></div><div></div><div></div><div></div><div></div><div></div><div></div><div></div><div></div><div></div><div></div><div></div><div></div><div></div><div></div><div></div><div></div><div></div><div></div><div></div><div></div><div></div><div></div><div></div><div></div><div></div><div></div><div></div><div></div><div></div><div></div><div></div><div></div><div></div><div></div><div></div><div></div><div></div><div></div><div></div><div></div><div></div><div></div><div></div><div></div><div></div><div></div><div></div><div></div><div></div><div></div><div></div><div></div><div></div><div></div><div></div><div></div><div></div><div></div><div></div><div></div><div></div><div></div><div></div><div></div><div></div><div></div><div></div><div></div><div></div><div></div><div></div><div></div><div></div><div></div><div></div><div></div><div></div><div></div><div></div><div></div><div></div><div></div><div></div><div></div><div></div><div></div><div></div><div></div><div></div><div></div><div></div><div></div><div></div><div></div><div></div><div></div><div></div><div></div><div></div><div></div><div></div><div></div><div></div><div></div><div></div><div></div><div></div><div></div><div></div><div></div><div></div><div></div><div></div><div></div><div></div><div></div><div></div><div></div><div></div><div></div><div></div><div></div><div></div><div></div><div></div><div></div><div></div><div></div><div></div><div></div><div></div><div></div><div></div><div></div><div></div><div></div><div></div><div></div><div></div><div></div><div></div><div></div><div></div><div></div><div></div><div></div><div></div><div></div><div></div><div></div><div></div><div></div><div></div><div></div><div></div><div></div><div></div><div></div><div></div><div></div><div></div><div></div><div></div><div></div><div></div><div></div><div></div><div></div><div></div><div></div><div></div><div></div><div></div><div></div><div></div><div></div><div></div><div></div><div></div><div></div><div></div><div></div><div></div><div></div><div></div><div></div><div></div><div></div><div></div><div></div><div></div><div></div><div></div><div></div><div></div><div></div><div></div><div></div><div></div><div></div><div></div><div></div><div></div><div></div><div></div><div></div><div></div><div></div><div></div><div></div><div></div><div></div><div></div><div></div><div></div><div></div><div></div><div></div><div></div><div></div><div></div><div></div><div></div><div></div><div></div><div></div><div></div><div></div><div></div><div></div><div></div><div></div><div></div><div></div><div></div><div></div><div></div><div></div><div></div><div></div><div></div><div></div><div></div><div></div><div></div><div></div><div></div><div></div><div></div><div></div><div></div><div></div><div></div><div></div><div></div><div></div><div></div><div></div><div></div><div></div><div></div><div></div><div></div><div></div><div></div><div></div><div></div><div></div><div></div><div></div><div></div><div></div><div></div><div></div><div></div><div></div><div></div><div></div><div></div><div></div><div></div><div></div><div></div><div></div><div></div><div></div><div></div><div></div><div></div><div></div><div></div><div></div><div></div><div></div><div></div><div></div><div></div><div></div><div></div><div></div><div></div><div></div><div></div><div></div><div></div><div></div><div></div><div></div><div></div><div></div><div></div><div></div><div></div><div></div><div></div><div></div><div></div><div></div><div></div><div></div><div></div><div></div><div></div><div></div><div></div><div></div><div></div><div></div><div></div><div></div><div></div><div></div><div></div><div></div><div></div><div></div><div></div><div></div><div></div><div></div><div></div><div></div><div></div><div></div><div></div><div></div><div></div><div></div><div></div><div></div><div></div><div></div><div></div><div></div><div></div><div></div><div></div><div></div><div></div><div></div><div></div><div></div><div></div><div></div><div></div><div></div><div></div><div></div><div></div><div></div><div></div><div></div><div></div><div></div><div></div><div></div><div></div><div></div><div></div><div></div><div></div><div></div><div></div><div></div><div></div><div></div><div></div><div></div><div></div><div></div><div></div><div></div><div></div><div></div><div></div><div></div><div></div><div></div><div></div><div></div><div></div><div></div><div></div><div></div><div></div><div></div><div></div><div></div><div></div><div></div><div></div><div></div><div></div><div></div><div></div><div></div><div></div><div></div><div></div><div></div><div></div><div></div><div></div><div></div><div></div><div></div><div></div><div></div><div></div><div></div><div></div><div></div><div></div><div></div><div></div><div></div><div></div><div></div><div></div><div></div><div></div><div></div><div></div><div></div><div></div><div></div><div></div><div></div><div></div><div></div><div></div><div></div><div></div><div></div><div></div><div></div><div></div><div></div><div></div><div></div><div></div><div></div><div></div><div></div><div></div><div></div><div></div><div></div><div></div><div></div><div></div><div></div><div></div><div></div><div></div><div></div><div></div><div></div><div></div><div></div><div></div><div></div><div></div><div></div><div></div><div></div><div></div><div></div><div></div><div></div><div></div><div></div><div></div><div></div><div></div><div></div><div></div><div></div><div></div><div></div><div></div><div></div><div></div><div></div><div></div><div></div><div></div><div></div><div></div><div></div><div></div><div></div><div></div><div></div><div></div><div></div><div></div><div></div><div></div><div></div><div></div><div></div><div></div><div></div><div></div><div></div><div></div><div></div><div></div><div></div><div></div><div></div><div></div><div></div><div></div><div></div><div></div><div></div><div></div><div></div><div></div><div></div><div></div><div></div><div></div><div></div><div></div><div></div><div></div><div></div><div></div><div></div><div></div><div></div><div></div><div></div><div></div><div></div><div></div><div></div><div></div><div></div><div></div><div></div><div></div><div></div><div></div><div></div><div></div><div></div><div></div><div></div><div></div><div></div><div></div><div></div><div></div><div></div><div></div><div></div><div></div><div></div><div></div><div></div><div></div><div></div><div></div><div></div><div></div><div></div><div></div><div></div><div></div><div></div><div></div><div></div><div></div><div></div><div></div><div></div><div></div><div></div><div></div><div></div><div></div><div></div><div></div><div></div><div></div><div></div><div></div><div></div><div></div><div></div><div></div><div></div><div></div><div></div><div></div><div></div><div></div><div></div><div></div><div></div><div></div><div></div><div></div><div></div><div></div><div></div><div></div><div></div><div></div><div></div><div></div><div></div><div></div><div></div></div></div></div></div></div>	



Mode	19																																																																																	
	Band Edge - L																																																																																	
	U-NII-1_5.15-5.25_802.11ax HE40_CH38_Full_5190MHz																																																																																	
ANT	5+6																																																																																	
Pol.	Vertical	Fundamental																																																																																
Peak	<div><p>Level (dBuV/m)</p><p>Date: 2023-03-21</p><p>Site : 03CH01-SZ Condition: PART 15.407 3m ANT3117_0057 VERTICAL : RBW:1000.000kHz VBW:3000.000kHz Mode : 19 Setting : MCS0 Power setting 14.5 Plane : Y with accessories : 352134980042460/352134980042478</p><table><tr><th></th><th>Limit</th><th>Margin</th><th>Read</th><th>Ant</th><th>Cable</th><th>Preamp</th><th>APos</th><th>TPos</th><th>Remark</th></tr><tr><th>Freq</th><th>Level</th><th>Line</th><th>(dB)</th><th>Level</th><th>Factor</th><th>Loss Factor</th><th></th><th></th><th></th></tr><tr><th>MHz</th><th>dBuV/m</th><th>dBuV/m</th><th></th><th>dBuV</th><th>dB/m</th><th>dB</th><th>dB</th><th>cm</th><th>deg</th></tr><tr><td>1</td><td>5143.83</td><td>55.82</td><td>74.00</td><td>-18.18</td><td>46.21</td><td>34.54</td><td>7.91</td><td>32.84</td><td>194 267 PEAK</td></tr></table></div>		Limit	Margin	Read	Ant	Cable	Preamp	APos	TPos	Remark	Freq	Level	Line	(dB)	Level	Factor	Loss Factor				MHz	dBuV/m	dBuV/m		dBuV	dB/m	dB	dB	cm	deg	1	5143.83	55.82	74.00	-18.18	46.21	34.54	7.91	32.84	194 267 PEAK	<div><p>Level (dBuV/m)</p><p>Date: 2023-03-21</p><p>Site : 03CH01-SZ Condition: PART 15.407 3m ANT3117_0057 VERTICAL : RBW:1000.000kHz VBW:3000.000kHz Mode : 19 Setting : MCS0 Power setting 14.5 Plane : Y with accessories : 352134980042460/352134980042478</p><table><tr><th></th><th>Limit</th><th>Margin</th><th>Read</th><th>Ant</th><th>Cable</th><th>Preamp</th><th>APos</th><th>TPos</th><th>Remark</th></tr><tr><th>Freq</th><th>Level</th><th>Line</th><th>(dB)</th><th>Level</th><th>Factor</th><th>Loss Factor</th><th></th><th></th><th></th></tr><tr><th>MHz</th><th>dBuV/m</th><th>dBuV/m</th><th></th><th>dBuV</th><th>dB/m</th><th>dB</th><th>dB</th><th>cm</th><th>deg</th></tr><tr><td>1</td><td>5190.00</td><td>102.54</td><td>-----</td><td>92.99</td><td>34.52</td><td>7.95</td><td>32.92</td><td>194</td><td>267 PEAK</td></tr></table></div>		Limit	Margin	Read	Ant	Cable	Preamp	APos	TPos	Remark	Freq	Level	Line	(dB)	Level	Factor	Loss Factor				MHz	dBuV/m	dBuV/m		dBuV	dB/m	dB	dB	cm	deg	1	5190.00	102.54	-----	92.99	34.52	7.95	32.92	194	267 PEAK
		Limit	Margin	Read	Ant	Cable	Preamp	APos	TPos	Remark																																																																								
Freq	Level	Line	(dB)	Level	Factor	Loss Factor																																																																												
MHz	dBuV/m	dBuV/m		dBuV	dB/m	dB	dB	cm	deg																																																																									
1	5143.83	55.82	74.00	-18.18	46.21	34.54	7.91	32.84	194 267 PEAK																																																																									
	Limit	Margin	Read	Ant	Cable	Preamp	APos	TPos	Remark																																																																									
Freq	Level	Line	(dB)	Level	Factor	Loss Factor																																																																												
MHz	dBuV/m	dBuV/m		dBuV	dB/m	dB	dB	cm	deg																																																																									
1	5190.00	102.54	-----	92.99	34.52	7.95	32.92	194	267 PEAK																																																																									
Avg	<div><p>Level (dBuV/m)</p><p>Date: 2023-03-21</p><p>Site : 03CH01-SZ Condition: PART 15.407 AVG 3m ANT3117_0057 VERTICAL : RBW:1000.000kHz VBW:0.010kHz Mode : 19 Setting : MCS0 Power setting 14.5 Plane : Y with accessories : 352134980042460/352134980042478</p><table><tr><th></th><th>Limit</th><th>Margin</th><th>Read</th><th>Ant</th><th>Cable</th><th>Preamp</th><th>APos</th><th>TPos</th><th>Remark</th></tr><tr><th>Freq</th><th>Level</th><th>Line</th><th>(dB)</th><th>Level</th><th>Factor</th><th>Loss Factor</th><th></th><th></th><th></th></tr><tr><th>MHz</th><th>dBuV/m</th><th>dBuV/m</th><th></th><th>dBuV</th><th>dB/m</th><th>dB</th><th>dB</th><th>cm</th><th>deg</th></tr><tr><td>1</td><td>5149.91</td><td>45.55</td><td>54.00</td><td>-8.45</td><td>35.94</td><td>34.54</td><td>7.92</td><td>32.85</td><td>194 267 AVERAGE</td></tr></table></div>		Limit	Margin	Read	Ant	Cable	Preamp	APos	TPos	Remark	Freq	Level	Line	(dB)	Level	Factor	Loss Factor				MHz	dBuV/m	dBuV/m		dBuV	dB/m	dB	dB	cm	deg	1	5149.91	45.55	54.00	-8.45	35.94	34.54	7.92	32.85	194 267 AVERAGE	<div><p>Level (dBuV/m)</p><p>Date: 2023-03-21</p><p>Site : 03CH01-SZ Condition: PART 15.407 AVG 3m ANT3117_0057 VERTICAL : RBW:1000.000kHz VBW:0.010kHz Mode : 19 Setting : MCS0 Power setting 14.5 Plane : Y with accessories : 352134980042460/352134980042478</p><table><tr><th></th><th>Limit</th><th>Margin</th><th>Read</th><th>Ant</th><th>Cable</th><th>Preamp</th><th>APos</th><th>TPos</th><th>Remark</th></tr><tr><th>Freq</th><th>Level</th><th>Line</th><th>(dB)</th><th>Level</th><th>Factor</th><th>Loss Factor</th><th></th><th></th><th></th></tr><tr><th>MHz</th><th>dBuV/m</th><th>dBuV/m</th><th></th><th>dBuV</th><th>dB/m</th><th>dB</th><th>dB</th><th>cm</th><th>deg</th></tr><tr><td>1</td><td>5190.00</td><td>95.00</td><td>-----</td><td>85.45</td><td>34.52</td><td>7.95</td><td>32.92</td><td>194</td><td>267 AVERAGE</td></tr></table></div>		Limit	Margin	Read	Ant	Cable	Preamp	APos	TPos	Remark	Freq	Level	Line	(dB)	Level	Factor	Loss Factor				MHz	dBuV/m	dBuV/m		dBuV	dB/m	dB	dB	cm	deg	1	5190.00	95.00	-----	85.45	34.52	7.95	32.92	194	267 AVERAGE
	Limit	Margin	Read	Ant	Cable	Preamp	APos	TPos	Remark																																																																									
Freq	Level	Line	(dB)	Level	Factor	Loss Factor																																																																												
MHz	dBuV/m	dBuV/m		dBuV	dB/m	dB	dB	cm	deg																																																																									
1	5149.91	45.55	54.00	-8.45	35.94	34.54	7.92	32.85	194 267 AVERAGE																																																																									
	Limit	Margin	Read	Ant	Cable	Preamp	APos	TPos	Remark																																																																									
Freq	Level	Line	(dB)	Level	Factor	Loss Factor																																																																												
MHz	dBuV/m	dBuV/m		dBuV	dB/m	dB	dB	cm	deg																																																																									
1	5190.00	95.00	-----	85.45	34.52	7.95	32.92	194	267 AVERAGE																																																																									

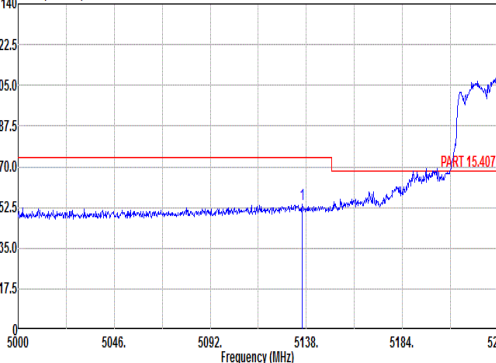
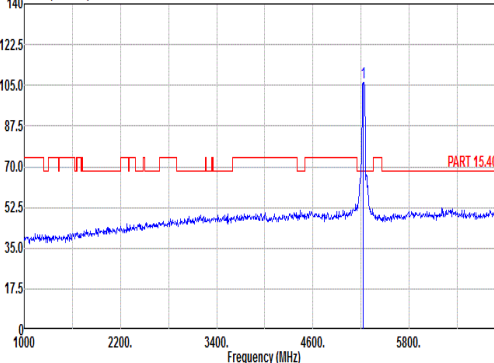
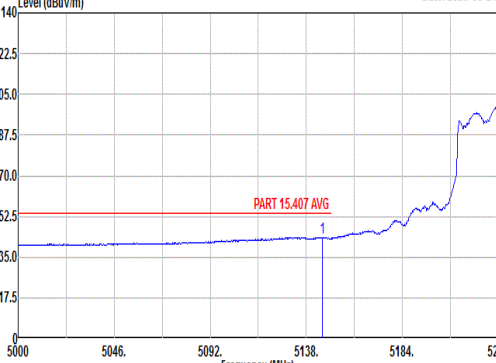
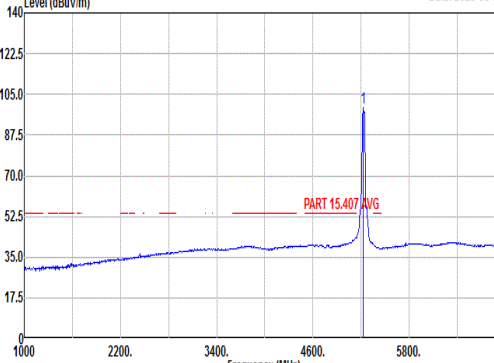


Mode	19	
	Band Edge - R	
	U-NII-1_5.15-5.25_802.11ax HE40_CH38_Full_5190MHz	
ANT	5+6	
Pol.	Vertical	Fundamental
Peak	<div><div><div><div><div><div></div><div></div><div></div><div></div><div></div><div></div><div></div><div></div><div></div><div></div><div></div><div></div><div></div><div></div><div></div><div></div><div></div><div></div><div></div><div></div><div></div><div></div><div></div><div></div><div></div><div></div><div></div><div></div><div></div><div></div><div></div><div></div><div></div><div></div><div></div><div></div><div></div><div></div><div></div><div></div><div></div><div></div><div></div><div></div><div></div><div></div><div></div><div></div><div></div><div></div><div></div><div></div><div></div><div></div><div></div><div></div><div></div><div></div><div></div><div></div><div></div><div></div><div></div><div></div><div></div><div></div><div></div><div></div><div></div><div></div><div></div><div></div><div></div><div></div><div></div><div></div><div></div><div></div><div></div><div></div><div></div><div></div><div></div><div></div><div></div><div></div><div></div><div></div><div></div><div></div><div></div><div></div><div></div><div></div><div></div><div></div><div></div><div></div><div></div><div></div><div></div><div></div><div></div><div></div><div></div><div></div><div></div><div></div><div></div><div></div><div></div><div></div><div></div><div></div><div></div><div></div><div></div><div></div><div></div><div></div><div></div><div></div><div></div><div></div><div></div><div></div><div></div><div></div><div></div><div></div><div></div><div></div><div></div><div></div><div></div><div></div><div></div><div></div><div></div><div></div><div></div><div></div><div></div><div></div><div></div><div></div><div></div><div></div><div></div><div></div><div></div><div></div><div></div><div></div><div></div><div></div><div></div><div></div><div></div><div></div><div></div><div></div><div></div><div></div><div></div><div></div><div></div><div></div><div></div><div></div><div></div><div></div><div></div><div></div><div></div><div></div><div></div><div></div><div></div><div></div><div></div><div></div><div></div><div></div><div></div><div></div><div></div><div></div><div></div><div></div><div></div><div></div><div></div><div></div><div></div><div></div><div></div><div></div><div></div><div></div><div></div><div></div><div></div><div></div><div></div><div></div><div></div><div></div><div></div><div></div><div></div><div></div><div></div><div></div><div></div><div></div><div></div><div></div><div></div><div></div><div></div><div></div><div></div><div></div><div></div><div></div><div></div><div></div><div></div><div></div><div></div><div></div><div></div><div></div><div></div><div></div><div></div><div></div><div></div><div></div><div></div><div></div><div></div><div></div><div></div><div></div><div></div><div></div><div></div><div></div><div></div><div></div><div></div><div></div><div></div><div></div><div></div><div></div><div></div><div></div><div></div><div></div><div></div><div></div><div></div><div></div><div></div><div></div><div></div><div></div><div></div><div></div><div></div><div></div><div></div><div></div><div></div><div></div><div></div><div></div><div></div><div></div><div></div><div></div><div></div><div></div><div></div><div></div><div></div><div></div><div></div><div></div><div></div><div></div><div></div><div></div><div></div><div></div><div></div><div></div><div></div><div></div><div></div><div></div><div></div><div></div><div></div><div></div><div></div><div></div><div></div><div></div><div></div><div></div><div></div><div></div><div></div><div></div><div></div><div></div><div></div><div></div><div></div><div></div><div></div><div></div><div></div><div></div><div></div><div></div><div></div><div></div><div></div><div></div><div></div><div></div><div></div><div></div><div></div><div></div><div></div><div></div><div></div><div></div><div></div><div></div><div></div><div></div><div></div><div></div><div></div><div></div><div></div><div></div><div></div><div></div><div></div><div></div><div></div><div></div><div></div><div></div><div></div><div></div><div></div><div></div><div></div><div></div><div></div><div></div><div></div><div></div><div></div><div></div><div></div><div></div><div></div><div></div><div></div><div></div><div></div><div></div><div></div><div></div><div></div><div></div><div></div><div></div><div></div><div></div><div></div><div></div><div></div><div></div><div></div><div></div><div></div><div></div><div></div><div></div><div></div><div></div><div></div><div></div><div></div><div></div><div></div><div></div><div></div><div></div><div></div><div></div><div></div><div></div><div></div><div></div><div></div><div></div><div></div><div></div><div></div><div></div><div></div><div></div><div></div><div></div><div></div><div></div><div></div><div></div><div></div><div></div><div></div><div></div><div></div><div></div><div></div><div></div><div></div><div></div><div></div><div></div><div></div><div></div><div></div><div></div><div></div><div></div><div></div><div></div><div></div><div></div><div></div><div></div><div></div><div></div><div></div><div></div><div></div><div></div><div></div><div></div><div></div><div></div><div></div><div></div><div></div><div></div><div></div><div></div><div></div><div></div><div></div><div></div><div></div><div></div><div></div><div></div><div></div><div></div><div></div><div></div><div></div><div></div><div></div><div></div><div></div><div></div><div></div><div></div><div></div><div></div><div></div><div></div><div></div><div></div><div></div><div></div><div></div><div></div><div></div><div></div><div></div><div></div><div></div><div></div><div></div><div></div><div></div><div></div><div></div><div></div><div></div><div></div><div></div><div></div><div></div><div></div><div></div><div></div><div></div><div></div><div></div><div></div><div></div><div></div><div></div><div></div><div></div><div></div><div></div><div></div><div></div><div></div><div></div><div></div><div></div><div></div><div></div><div></div><div></div><div></div><div></div><div></div><div></div><div></div><div></div><div></div><div></div><div></div><div></div><div></div><div></div><div></div><div></div><div></div><div></div><div></div><div></div><div></div><div></div><div></div><div></div><div></div><div></div><div></div><div></div><div></div><div></div><div></div><div></div><div></div><div></div><div></div><div></div><div></div><div></div><div></div><div></div><div></div><div></div><div></div><div></div><div></div><div></div><div></div><div></div><div></div><div></div><div></div><div></div><div></div><div></div><div></div><div></div><div></div><div></div><div></div><div></div><div></div><div></div><div></div><div></div><div></div><div></div><div></div><div></div><div></div><div></div><div></div><div></div><div></div><div></div><div></div><div></div><div></div><div></div><div></div><div></div><div></div><div></div><div></div><div></div><div></div><div></div><div></div><div></div><div></div><div></div><div></div><div></div><div></div><div></div><div></div><div></div><div></div><div></div><div></div><div></div><div></div><div></div><div></div><div></div><div></div><div></div><div></div><div></div><div></div><div></div><div></div><div></div><div></div><div></div><div></div><div></div><div></div><div></div><div></div><div></div><div></div><div></div><div></div><div></div><div></div><div></div><div></div><div></div><div></div><div></div><div></div><div></div><div></div><div></div><div></div><div></div><div></div><div></div><div></div><div></div><div></div><div></div><div></div><div></div><div></div><div></div><div></div><div></div><div></div><div></div><div></div><div></div><div></div><div></div><div></div><div></div><div></div><div></div><div></div><div></div><div></div><div></div><div></div><div></div><div></div><div></div><div></div><div></div><div></div><div></div><div></div><div></div><div></div><div></div><div></div><div></div><div></div><div></div><div></div><div></div><div></div><div></div><div></div><div></div><div></div><div></div><div></div><div></div><div></div><div></div><div></div><div></div><div></div><div></div><div></div><div></div><div></div><div></div><div></div><div></div><div></div><div></div><div></div><div></div><div></div><div></div><div></div><div></div><div></div><div></div><div></div><div></div><div></div><div></div><div></div><div></div><div></div><div></div><div></div><div></div><div></div><div></div><div></div><div></div><div></div><div></div><div></div><div></div><div></div><div></div><div></div><div></div><div></div><div></div><div></div><div></div><div></div><div></div><div></div><div></div><div></div><div></div><div></div><div></div><div></div><div></div><div></div><div></div><div></div><div></div><div></div><div></div><div></div><div></div><div></div><div></div><div></div><div></div><div></div><div></div><div></div><div></div><div></div><div></div><div></div><div></div><div></div><div></div><div></div><div></div><div></div><div></div><div></div><div></div><div></div><div></div><div></div><div></div><div></div><div></div><div></div><div></div><div></div><div></div><div></div><div></div><div></div><div></div><div></div><div></div><div></div><div></div><div></div><div></div><div></div><div></div><div></div><div></div><div></div><div></div><div></div><div></div><div></div><div></div><div></div><div></div><div></div><div></div><div></div><div></div><div></div><div></div><div></div><div></div><div></div><div></div><div></div><div></div><div></div><div></div><div></div><div></div><div></div><div></div><div></div><div></div><div></div><div></div><div></div><div></div><div></div><div></div><div></div><div></div><div></div><div></div><div></div><div></div><div></div><div></div><div></div><div></div><div></div><div></div><div></div><div></div><div></div><div></div><div></div><div></div><div></div><div></div><div></div><div></div><div></div><div></div><div></div><div></div><div></div><div></div><div></div><div></div><div></div><div></div><div></div><div></div><div></div><div></div><div></div><div></div><div></div><div></div><div></div><div></div><div></div><div></div><div></div><div></div><div></div><div></div><div></div><div></div><div></div><div></div><div></div><div></div><div></div><div></div><div></div><div></div><div></div><div></div><div></div><div></div><div></div><div></div><div></div><div></div><div></div><div></div><div></div><div></div><div></div><div></div><div></div><div></div><div></div><div></div><div></div><div></div><div></div><div></div><div></div><div></div><div></div><div></div><div></div><div></div><div></div><div></div><div></div><div></div><div></div><div></div><div></div><div></div><div></div><div></div><div></div><div></div><div></div><div></div><div></div><div></div><div></div><div></div><div></div><div></div><div></div><div></div><div></div><div></div><div></div><div></div><div></div><div></div><div></div><div></div><div></div><div></div><div></div><div></div><div></div><div></div><div></div><div></div><div></div><div></div><div></div><div></div><div></div><div></div><div></div><div></div><div></div><div></div><div></div><div></div><div></div><div></div><div></div><div></div><div></div><div></div><div></div><div></div><div></div><div></div><div></div><div></div><div></div><div></div><div></div><div></div><div></div><div></div><div></div><div></div><div></div><div></div><div></div><div></div><div></div><div></div><div></div><div></div><div></div><div></div><div></div><div></div><div></div><div></div><div></div><div></div><div></div><div></div><div></div><div></div><div></div><div></div><div></div><div></div><div></div><div></div><div></div><div></div><div></div><div></div><div></div><div></div><div></div><div></div><div></div><div></div><div></div><div></div><div></div><div></div><div></div><div></div><div></div><div></div><div></div><div></div><div></div><div></div><div></div><div></div><div></div><div></div><div></div><div></div><div></div><div></div><div></div><div></div><div></div><div></div><div></div><div></div><div></div><</div></div></div></div></div>	



Mode	19																																																																																											
	Harmonic																																																																																											
	U-NII-1_5.15-5.25_802.11ax HE40_CH38_Full_5190MHz																																																																																											
ANT	5+6																																																																																											
Pol.	Horizontal	Vertical																																																																																										
Peak Avg	<div><p>Level (dBuV/m) Date: 2023-03-31</p><p>Site : 03CH01-SZ Condition: PART 15.407 3m HF_ANT(3117)_22 HORIZONTAL Mode : 19 IMEI : 352134980043864/352134980043872 Plane : Y with Accessories MCS0 Power setting 14.5</p><table><tr><th></th><th>Limit</th><th>Read</th><th>Ant</th><th>Cable</th><th>Preamp</th><th>APos</th><th>TPos</th><th></th></tr><tr><th>Freq</th><th>Level</th><th>Line</th><th>Margin</th><th>Level</th><th>Factor</th><th>Loss</th><th>Factor</th><th>Remark</th></tr><tr><th>MHz</th><th>dBuV/m</th><th>dBuV/m</th><th>dB</th><th>dBuV</th><th>dB/m</th><th>dB</th><th>dB</th><th>cm deg</th></tr><tr><td>1 10380.00</td><td>48.09</td><td>68.30</td><td>-20.21</td><td>45.26</td><td>39.45</td><td>14.16</td><td>50.78</td><td>--- --- Peak</td></tr><tr><td>2 15570.00</td><td>47.68</td><td>74.00</td><td>-26.32</td><td>40.43</td><td>41.84</td><td>16.87</td><td>51.46</td><td>--- --- Peak</td></tr></table></div>		Limit	Read	Ant	Cable	Preamp	APos	TPos		Freq	Level	Line	Margin	Level	Factor	Loss	Factor	Remark	MHz	dBuV/m	dBuV/m	dB	dBuV	dB/m	dB	dB	cm deg	1 10380.00	48.09	68.30	-20.21	45.26	39.45	14.16	50.78	--- --- Peak	2 15570.00	47.68	74.00	-26.32	40.43	41.84	16.87	51.46	--- --- Peak	<div><p>Level (dBuV/m) Date: 2023-03-31</p><p>Site : 03CH01-SZ Condition: PART 15.407 3m HF_ANT(3117)_22 VERTICAL Mode : 19 IMEI : 352134980043864/352134980043872 Plane : Y with Accessories MCS0 Power setting 14.5</p><table><tr><th></th><th>Limit</th><th>Read</th><th>Ant</th><th>Cable</th><th>Preamp</th><th>APos</th><th>TPos</th><th></th></tr><tr><th>Freq</th><th>Level</th><th>Line</th><th>Margin</th><th>Level</th><th>Factor</th><th>Loss</th><th>Factor</th><th>Remark</th></tr><tr><th>MHz</th><th>dBuV/m</th><th>dBuV/m</th><th>dB</th><th>dBuV</th><th>dB/m</th><th>dB</th><th>dB</th><th>cm deg</th></tr><tr><td>1 10380.00</td><td>48.02</td><td>68.30</td><td>-20.28</td><td>45.19</td><td>39.45</td><td>14.16</td><td>50.78</td><td>--- --- Peak</td></tr><tr><td>2 15570.00</td><td>47.31</td><td>74.00</td><td>-26.69</td><td>40.06</td><td>41.84</td><td>16.87</td><td>51.46</td><td>--- --- Peak</td></tr></table></div>		Limit	Read	Ant	Cable	Preamp	APos	TPos		Freq	Level	Line	Margin	Level	Factor	Loss	Factor	Remark	MHz	dBuV/m	dBuV/m	dB	dBuV	dB/m	dB	dB	cm deg	1 10380.00	48.02	68.30	-20.28	45.19	39.45	14.16	50.78	--- --- Peak	2 15570.00	47.31	74.00	-26.69	40.06	41.84	16.87	51.46	--- --- Peak
		Limit	Read	Ant	Cable	Preamp	APos	TPos																																																																																				
Freq	Level	Line	Margin	Level	Factor	Loss	Factor	Remark																																																																																				
MHz	dBuV/m	dBuV/m	dB	dBuV	dB/m	dB	dB	cm deg																																																																																				
1 10380.00	48.09	68.30	-20.21	45.26	39.45	14.16	50.78	--- --- Peak																																																																																				
2 15570.00	47.68	74.00	-26.32	40.43	41.84	16.87	51.46	--- --- Peak																																																																																				
	Limit	Read	Ant	Cable	Preamp	APos	TPos																																																																																					
Freq	Level	Line	Margin	Level	Factor	Loss	Factor	Remark																																																																																				
MHz	dBuV/m	dBuV/m	dB	dBuV	dB/m	dB	dB	cm deg																																																																																				
1 10380.00	48.02	68.30	-20.28	45.19	39.45	14.16	50.78	--- --- Peak																																																																																				
2 15570.00	47.31	74.00	-26.69	40.06	41.84	16.87	51.46	--- --- Peak																																																																																				

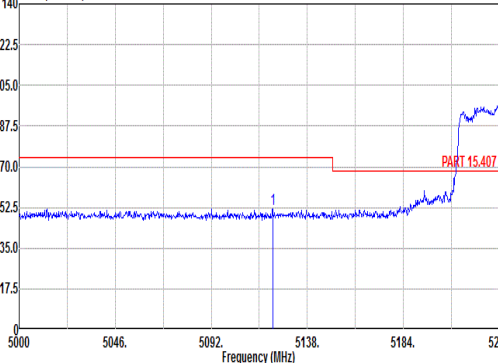
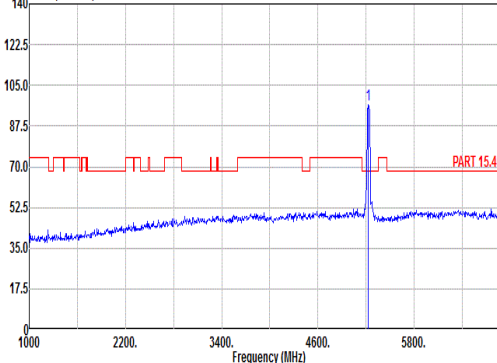
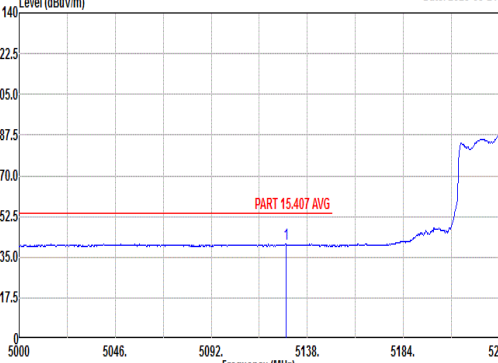
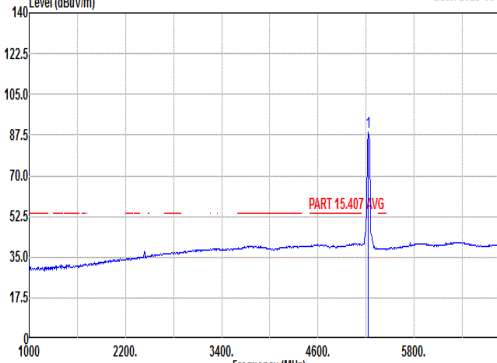


Mode	20																																																																																									
	Band Edge - L																																																																																									
	U-NII-1_5.15-5.25_802.11ax HE40_CH46_Full_5230MHz																																																																																									
ANT	5+6																																																																																									
Pol.	Horizontal					Fundamental																																																																																				
Peak	<div><div>Level (dBuV/m)</div><div>Date: 2023-03-21</div><div>Site : 03CH01-SZ Condition: PART 15.407 3m ANT3117_0057 HORIZONTAL : RBW:1000.000kHz VBW:3000.000kHz Mode : 20 Setting : MCS0 Power setting 16 Plane : Y with accessories : 352134980042460/352134980042478</div></div>					<div><div>Level (dBuV/m)</div><div>Date: 2023-03-21</div><div>Site : 03CH01-SZ Condition: PART 15.407 3m ANT3117_0057 HORIZONTAL : RBW:1000.000kHz VBW:3000.000kHz Mode : 20 Setting : MCS0 Power setting 16 Plane : Y with accessories : 352134980042460/352134980042478</div></div>																																																																																				
	<table><thead><tr><th></th><th>Limit</th><th>Margin</th><th>Read</th><th>Ant</th><th>Cable</th><th>Preamp</th><th>APos</th><th>TPos</th><th></th></tr><tr><th>Freq</th><th>Level</th><th>Line</th><th>(dB)</th><th>Level</th><th>Factor</th><th>Loss Factor</th><th></th><th></th><th>Remark</th></tr><tr><th>MHz</th><th>dBuV/m</th><th>dBuV/m</th><th></th><th>dBuV</th><th>dB/m</th><th>dB</th><th>dB</th><th>cm</th><th>deg</th></tr></thead><tbody><tr><td>1 5135.93</td><td>53.87</td><td>74.00</td><td>-20.13</td><td>44.23</td><td>34.55</td><td>7.91</td><td>32.82</td><td>151</td><td>137 PEAK</td></tr></tbody></table>						Limit	Margin	Read	Ant	Cable	Preamp	APos	TPos		Freq	Level	Line	(dB)	Level	Factor	Loss Factor			Remark	MHz	dBuV/m	dBuV/m		dBuV	dB/m	dB	dB	cm	deg	1 5135.93	53.87	74.00	-20.13	44.23	34.55	7.91	32.82	151	137 PEAK	<table><thead><tr><th></th><th>Limit</th><th>Margin</th><th>Read</th><th>Ant</th><th>Cable</th><th>Preamp</th><th>APos</th><th>TPos</th><th></th></tr><tr><th>Freq</th><th>Level</th><th>Line</th><th>(dB)</th><th>Level</th><th>Factor</th><th>Loss Factor</th><th></th><th></th><th>Remark</th></tr><tr><th>MHz</th><th>dBuV/m</th><th>dBuV/m</th><th></th><th>dBuV</th><th>dB/m</th><th>dB</th><th>dB</th><th>cm</th><th>deg</th></tr></thead><tbody><tr><td>1 5230.00</td><td>106.23</td><td>-----</td><td>-----</td><td>96.69</td><td>34.51</td><td>8.01</td><td>32.98</td><td>151</td><td>137 PEAK</td></tr></tbody></table>						Limit	Margin	Read	Ant	Cable	Preamp	APos	TPos		Freq	Level	Line	(dB)	Level	Factor	Loss Factor			Remark	MHz	dBuV/m	dBuV/m		dBuV	dB/m	dB	dB	cm	deg	1 5230.00	106.23	-----	-----	96.69	34.51	8.01	32.98	151	137 PEAK
		Limit	Margin	Read	Ant	Cable	Preamp	APos	TPos																																																																																	
Freq	Level	Line	(dB)	Level	Factor	Loss Factor			Remark																																																																																	
MHz	dBuV/m	dBuV/m		dBuV	dB/m	dB	dB	cm	deg																																																																																	
1 5135.93	53.87	74.00	-20.13	44.23	34.55	7.91	32.82	151	137 PEAK																																																																																	
	Limit	Margin	Read	Ant	Cable	Preamp	APos	TPos																																																																																		
Freq	Level	Line	(dB)	Level	Factor	Loss Factor			Remark																																																																																	
MHz	dBuV/m	dBuV/m		dBuV	dB/m	dB	dB	cm	deg																																																																																	
1 5230.00	106.23	-----	-----	96.69	34.51	8.01	32.98	151	137 PEAK																																																																																	
<div><div>Level (dBuV/m)</div><div>Date: 2023-03-21</div><div>Site : 03CH01-SZ Condition: PART 15.407 AVG 3m ANT3117_0057 HORIZONTAL : RBW:1000.000kHz VBW:0.010kHz Mode : 20 Setting : MCS0 Power setting 16 Plane : Y with accessories : 352134980042460/352134980042478</div></div>					<div><div>Level (dBuV/m)</div><div>Date: 2023-03-21</div><div>Site : 03CH01-SZ Condition: PART 15.407 AVG 3m ANT3117_0057 HORIZONTAL : RBW:1000.000kHz VBW:0.010kHz Mode : 20 Setting : MCS0 Power setting 16 Plane : Y with accessories : 352134980042460/352134980042478</div></div>																																																																																					
<table><thead><tr><th></th><th>Limit</th><th>Margin</th><th>Read</th><th>Ant</th><th>Cable</th><th>Preamp</th><th>APos</th><th>TPos</th><th></th></tr><tr><th>Freq</th><th>Level</th><th>Line</th><th>(dB)</th><th>Level</th><th>Factor</th><th>Loss Factor</th><th></th><th></th><th>Remark</th></tr><tr><th>MHz</th><th>dBuV/m</th><th>dBuV/m</th><th></th><th>dBuV</th><th>dB/m</th><th>dB</th><th>dB</th><th>cm</th><th>deg</th></tr></thead><tbody><tr><td>1 5145.82</td><td>43.44</td><td>54.00</td><td>-10.56</td><td>33.82</td><td>34.54</td><td>7.92</td><td>32.84</td><td>151</td><td>137 AVERAGE</td></tr></tbody></table>						Limit	Margin	Read	Ant	Cable	Preamp	APos	TPos		Freq	Level	Line	(dB)	Level	Factor	Loss Factor			Remark	MHz	dBuV/m	dBuV/m		dBuV	dB/m	dB	dB	cm	deg	1 5145.82	43.44	54.00	-10.56	33.82	34.54	7.92	32.84	151	137 AVERAGE	<table><thead><tr><th></th><th>Limit</th><th>Margin</th><th>Read</th><th>Ant</th><th>Cable</th><th>Preamp</th><th>APos</th><th>TPos</th><th></th></tr><tr><th>Freq</th><th>Level</th><th>Line</th><th>(dB)</th><th>Level</th><th>Factor</th><th>Loss Factor</th><th></th><th></th><th>Remark</th></tr><tr><th>MHz</th><th>dBuV/m</th><th>dBuV/m</th><th></th><th>dBuV</th><th>dB/m</th><th>dB</th><th>dB</th><th>cm</th><th>deg</th></tr></thead><tbody><tr><td>1 5230.00</td><td>99.28</td><td>-----</td><td>-----</td><td>89.74</td><td>34.51</td><td>8.01</td><td>32.98</td><td>151</td><td>137 AVERAGE</td></tr></tbody></table>						Limit	Margin	Read	Ant	Cable	Preamp	APos	TPos		Freq	Level	Line	(dB)	Level	Factor	Loss Factor			Remark	MHz	dBuV/m	dBuV/m		dBuV	dB/m	dB	dB	cm	deg	1 5230.00	99.28	-----	-----	89.74	34.51	8.01	32.98	151	137 AVERAGE	
	Limit	Margin	Read	Ant	Cable	Preamp	APos	TPos																																																																																		
Freq	Level	Line	(dB)	Level	Factor	Loss Factor			Remark																																																																																	
MHz	dBuV/m	dBuV/m		dBuV	dB/m	dB	dB	cm	deg																																																																																	
1 5145.82	43.44	54.00	-10.56	33.82	34.54	7.92	32.84	151	137 AVERAGE																																																																																	
	Limit	Margin	Read	Ant	Cable	Preamp	APos	TPos																																																																																		
Freq	Level	Line	(dB)	Level	Factor	Loss Factor			Remark																																																																																	
MHz	dBuV/m	dBuV/m		dBuV	dB/m	dB	dB	cm	deg																																																																																	
1 5230.00	99.28	-----	-----	89.74	34.51	8.01	32.98	151	137 AVERAGE																																																																																	



Mode	20	
	Band Edge - R	
	U-NII-1_5.15-5.25_802.11ax HE40_CH46_Full_5230MHz	
ANT	5+6	
Pol.	Horizontal	Fundamental
Peak	<div><div><div><div><div><div></div><div></div><div></div><div></div><div></div><div></div><div></div><div></div><div></div><div></div><div></div><div></div><div></div><div></div><div></div><div></div><div></div><div></div><div></div><div></div><div></div><div></div><div></div><div></div><div></div><div></div><div></div><div></div><div></div><div></div><div></div><div></div><div></div><div></div><div></div><div></div><div></div><div></div><div></div><div></div><div></div><div></div><div></div><div></div><div></div><div></div><div></div><div></div><div></div><div></div><div></div><div></div><div></div><div></div><div></div><div></div><div></div><div></div><div></div><div></div><div></div><div></div><div></div><div></div><div></div><div></div><div></div><div></div><div></div><div></div><div></div><div></div><div></div><div></div><div></div><div></div><div></div><div></div><div></div><div></div><div></div><div></div><div></div><div></div><div></div><div></div><div></div><div></div><div></div><div></div><div></div><div></div><div></div><div></div><div></div><div></div><div></div><div></div><div></div><div></div><div></div><div></div><div></div><div></div><div></div><div></div><div></div><div></div><div></div><div></div><div></div><div></div><div></div><div></div><div></div><div></div><div></div><div></div><div></div><div></div><div></div><div></div><div></div><div></div><div></div><div></div><div></div><div></div><div></div><div></div><div></div><div></div><div></div><div></div><div></div><div></div><div></div><div></div><div></div><div></div><div></div><div></div><div></div><div></div><div></div><div></div><div></div><div></div><div></div><div></div><div></div><div></div><div></div><div></div><div></div><div></div><div></div><div></div><div></div><div></div><div></div><div></div><div></div><div></div><div></div><div></div><div></div><div></div><div></div><div></div><div></div><div></div><div></div><div></div><div></div><div></div><div></div><div></div><div></div><div></div><div></div><div></div><div></div><div></div><div></div><div></div><div></div><div></div><div></div><div></div><div></div><div></div><div></div><div></div><div></div><div></div><div></div><div></div><div></div><div></div><div></div><div></div><div></div><div></div><div></div><div></div><div></div><div></div><div></div><div></div><div></div><div></div><div></div><div></div><div></div><div></div><div></div><div></div><div></div><div></div><div></div><div></div><div></div><div></div><div></div><div></div><div></div><div></div><div></div><div></div><div></div><div></div><div></div><div></div><div></div><div></div><div></div><div></div><div></div><div></div><div></div><div></div><div></div><div></div><div></div><div></div><div></div><div></div><div></div><div></div><div></div><div></div><div></div><div></div><div></div><div></div><div></div><div></div><div></div><div></div><div></div><div></div><div></div><div></div><div></div><div></div><div></div><div></div><div></div><div></div><div></div><div></div><div></div><div></div><div></div><div></div><div></div><div></div><div></div><div></div><div></div><div></div><div></div><div></div><div></div><div></div><div></div><div></div><div></div><div></div><div></div><div></div><div></div><div></div><div></div><div></div><div></div><div></div><div></div><div></div><div></div><div></div><div></div><div></div><div></div><div></div><div></div><div></div><div></div><div></div><div></div><div></div><div></div><div></div><div></div><div></div><div></div><div></div><div></div><div></div><div></div><div></div><div></div><div></div><div></div><div></div><div></div><div></div><div></div><div></div><div></div><div></div><div></div><div></div><div></div><div></div><div></div><div></div><div></div><div></div><div></div><div></div><div></div><div></div><div></div><div></div><div></div><div></div><div></div><div></div><div></div><div></div><div></div><div></div><div></div><div></div><div></div><div></div><div></div><div></div><div></div><div></div><div></div><div></div><div></div><div></div><div></div><div></div><div></div><div></div><div></div><div></div><div></div><div></div><div></div><div></div><div></div><div></div><div></div><div></div><div></div><div></div><div></div><div></div><div></div><div></div><div></div><div></div><div></div><div></div><div></div><div></div><div></div><div></div><div></div><div></div><div></div><div></div><div></div><div></div><div></div><div></div><div></div><div></div><div></div><div></div><div></div><div></div><div></div><div></div><div></div><div></div><div></div><div></div><div></div><div></div><div></div><div></div><div></div><div></div><div></div><div></div><div></div><div></div><div></div><div></div><div></div><div></div><div></div><div></div><div></div><div></div><div></div><div></div><div></div><div></div><div></div><div></div><div></div><div></div><div></div><div></div><div></div><div></div><div></div><div></div><div></div><div></div><div></div><div></div><div></div><div></div><div></div><div></div><div></div><div></div><div></div><div></div><div></div><div></div><div></div><div></div><div></div><div></div><div></div><div></div><div></div><div></div><div></div><div></div><div></div><div></div><div></div><div></div><div></div><div></div><div></div><div></div><div></div><div></div><div></div><div></div><div></div><div></div><div></div><div></div><div></div><div></div><div></div><div></div><div></div><div></div><div></div><div></div><div></div><div></div><div></div><div></div><div></div><div></div><div></div><div></div><div></div><div></div><div></div><div></div><div></div><div></div><div></div><div></div><div></div><div></div><div></div><div></div><div></div><div></div><div></div><div></div><div></div><div></div><div></div><div></div><div></div><div></div><div></div><div></div><div></div><div></div><div></div><div></div><div></div><div></div><div></div><div></div><div></div><div></div><div></div><div></div><div></div><div></div><div></div><div></div><div></div><div></div><div></div><div></div><div></div><div></div><div></div><div></div><div></div><div></div><div></div><div></div><div></div><div></div><div></div><div></div><div></div><div></div><div></div><div></div><div></div><div></div><div></div><div></div><div></div><div></div><div></div><div></div><div></div><div></div><div></div><div></div><div></div><div></div><div></div><div></div><div></div><div></div><div></div><div></div><div></div><div></div><div></div><div></div><div></div><div></div><div></div><div></div><div></div><div></div><div></div><div></div><div></div><div></div><div></div><div></div><div></div><div></div><div></div><div></div><div></div><div></div><div></div><div></div><div></div><div></div><div></div><div></div><div></div><div></div><div></div><div></div><div></div><div></div><div></div><div></div><div></div><div></div><div></div><div></div><div></div><div></div><div></div><div></div><div></div><div></div><div></div><div></div><div></div><div></div><div></div><div></div><div></div><div></div><div></div><div></div><div></div><div></div><div></div><div></div><div></div><div></div><div></div><div></div><div></div><div></div><div></div><div></div><div></div><div></div><div></div><div></div><div></div><div></div><div></div><div></div><div></div><div></div><div></div><div></div><div></div><div></div><div></div><div></div><div></div><div></div><div></div><div></div><div></div><div></div><div></div><div></div><div></div><div></div><div></div><div></div><div></div><div></div><div></div><div></div><div></div><div></div><div></div><div></div><div></div><div></div><div></div><div></div><div></div><div></div><div></div><div></div><div></div><div></div><div></div><div></div><div></div><div></div><div></div><div></div><div></div><div></div><div></div><div></div><div></div><div></div><div></div><div></div><div></div><div></div><div></div><div></div><div></div><div></div><div></div><div></div><div></div><div></div><div></div><div></div><div></div><div></div><div></div><div></div><div></div><div></div><div></div><div></div><div></div><div></div><div></div><div></div><div></div><div></div><div></div><div></div><div></div><div></div><div></div><div></div><div></div><div></div><div></div><div></div><div></div><div></div><div></div><div></div><div></div><div></div><div></div><div></div><div></div><div></div><div></div><div></div><div></div><div></div><div></div><div></div><div></div><div></div><div></div><div></div><div></div><div></div><div></div><div></div><div></div><div></div><div></div><div></div><div></div><div></div><div></div><div></div><div></div><div></div><div></div><div></div><div></div><div></div><div></div><div></div><div></div><div></div><div></div><div></div><div></div><div></div><div></div><div></div><div></div><div></div><div></div><div></div><div></div><div></div><div></div><div></div><div></div><div></div><div></div><div></div><div></div><div></div><div></div><div></div><div></div><div></div><div></div><div></div><div></div><div></div><div></div><div></div><div></div><div></div><div></div><div></div><div></div><div></div><div></div><div></div><div></div><div></div><div></div><div></div><div></div><div></div><div></div><div></div><div></div><div></div><div></div><div></div><div></div><div></div><div></div><div></div><div></div><div></div><div></div><div></div><div></div><div></div><div></div><div></div><div></div><div></div><div></div><div></div><div></div><div></div><div></div><div></div><div></div><div></div><div></div><div></div><div></div><div></div><div></div><div></div><div></div><div></div><div></div><div></div><div></div><div></div><div></div><div></div><div></div><div></div><div></div><div></div><div></div><div></div><div></div><div></div><div></div><div></div><div></div><div></div><div></div><div></div><div></div><div></div><div></div><div></div><div></div><div></div><div></div><div></div><div></div><div></div><div></div><div></div><div></div><div></div><div></div><div></div><div></div><div></div><div></div><div></div><div></div><div></div><div></div><div></div><div></div><div></div><div></div><div></div><div></div><div></div><div></div><div></div><div></div><div></div><div></div><div></div><div></div><div></div><div></div><div></div><div></div><div></div><div></div><div></div><div></div><div></div><div></div><div></div><div></div><div></div><div></div><div></div><div></div><div></div><div></div><div></div><div></div><div></div><div></div><div></div><div></div><div></div><div></div><div></div><div></div><div></div><div></div><div></div><div></div><div></div><div></div><div></div><div></div><div></div><div></div><div></div><div></div><div></div><div></div><div></div><div></div><div></div><div></div><div></div><div></div><div></div><div></div><div></div><div></div><div></div><div></div><div></div><div></div><div></div><div></div><div></div><div></div><div></div><div></div><div></div><div></div><div></div><div></div><div></div><div></div><div></div><div></div><div></div><div></div><div></div><div></div><div></div><div></div><div></div><div></div><div></div><div></div><div></div><div></div><div></div><div></div><div></div><div></div><div></div><div></div><div></div><div></div><div></div><div></div><div></div><div></div><div></div><div></div><div></div><div></div><div></div><div></div><div></div><div></div><div></div><div></div><div></div><div></div><div></div><div></div><div></div><div></div><div></div><div></div><div></div><div></div><div></div><div></div><div></div><div></div><div></div><div></div><div></div><div></div><div></div><div></div><div></div><div></div><div></div><div></div><div></div><div></div><div></div><div></div><div></div><div></div><div></div><div></div><div></div><div></div><div></div><div></div><div></div><div></div><div></div><div></div><div></div><div></div><div></div><div></div><div></div><div></div><div></div><div></div><div></div><div></div><div></div><div></div><div></div><div></div><div></div><div></div><div></div><div></div><div></</div></div></div></div></div></div>	



Mode	20																																																																																									
	Band Edge - L																																																																																									
	U-NII-1_5.15-5.25_802.11ax HE40_CH46_Full_5230MHz																																																																																									
ANT	5+6																																																																																									
Pol.	Vertical					Fundamental																																																																																				
Peak	<div><div>Level (dBuV/m)</div><div>Date: 2023-03-21</div><div>Site : 03CH01-SZ Condition: PART 15.407 3m ANT3117_0057 VERTICAL : RBW:1000.000kHz VBW:3000.000kHz Mode : 20 Setting : MCS0 Power setting 16 Plane : Y with accessories : 352134980042460/352134980042478</div></div>					<div><div>Level (dBuV/m)</div><div>Date: 2023-03-21</div><div>Site : 03CH01-SZ Condition: PART 15.407 3m ANT3117_0057 VERTICAL : RBW:1000.000kHz VBW:3000.000kHz Mode : 20 Setting : MCS0 Power setting 16 Plane : Y with accessories : 352134980042460/352134980042478</div></div>																																																																																				
	<table><thead><tr><th></th><th>Limit</th><th>Margin</th><th>Read</th><th>Ant</th><th>Cable</th><th>Preamp</th><th>APos</th><th>TPos</th><th>Remark</th></tr><tr><th>Freq</th><th>Level</th><th>Line</th><th>(dB)</th><th>Level</th><th>Factor</th><th>Loss Factor</th><th></th><th></th><th></th></tr><tr><th>MHz</th><th>dBuV/m</th><th>dBuV/m</th><th></th><th>dBuV</th><th>dB/m</th><th>dB</th><th>dB</th><th>cm</th><th>deg</th></tr></thead><tbody><tr><td>1</td><td>5121.44</td><td>51.90</td><td>74.00</td><td>-22.10</td><td>42.25</td><td>34.55</td><td>7.90</td><td>32.80</td><td>165 140 PEAK</td></tr></tbody></table>						Limit	Margin	Read	Ant	Cable	Preamp	APos	TPos	Remark	Freq	Level	Line	(dB)	Level	Factor	Loss Factor				MHz	dBuV/m	dBuV/m		dBuV	dB/m	dB	dB	cm	deg	1	5121.44	51.90	74.00	-22.10	42.25	34.55	7.90	32.80	165 140 PEAK	<table><thead><tr><th></th><th>Limit</th><th>Margin</th><th>Read</th><th>Ant</th><th>Cable</th><th>Preamp</th><th>APos</th><th>TPos</th><th>Remark</th></tr><tr><th>Freq</th><th>Level</th><th>Line</th><th>(dB)</th><th>Level</th><th>Factor</th><th>Loss Factor</th><th></th><th></th><th></th></tr><tr><th>MHz</th><th>dBuV/m</th><th>dBuV/m</th><th></th><th>dBuV</th><th>dB/m</th><th>dB</th><th>dB</th><th>cm</th><th>deg</th></tr></thead><tbody><tr><td>1</td><td>5230.00</td><td>96.60</td><td>-----</td><td>87.06</td><td>34.51</td><td>8.01</td><td>32.98</td><td>165 140 PEAK</td><td>Date: 2023-03-21</td></tr></tbody></table>						Limit	Margin	Read	Ant	Cable	Preamp	APos	TPos	Remark	Freq	Level	Line	(dB)	Level	Factor	Loss Factor				MHz	dBuV/m	dBuV/m		dBuV	dB/m	dB	dB	cm	deg	1	5230.00	96.60	-----	87.06	34.51	8.01	32.98	165 140 PEAK	Date: 2023-03-21
		Limit	Margin	Read	Ant	Cable	Preamp	APos	TPos	Remark																																																																																
Freq	Level	Line	(dB)	Level	Factor	Loss Factor																																																																																				
MHz	dBuV/m	dBuV/m		dBuV	dB/m	dB	dB	cm	deg																																																																																	
1	5121.44	51.90	74.00	-22.10	42.25	34.55	7.90	32.80	165 140 PEAK																																																																																	
	Limit	Margin	Read	Ant	Cable	Preamp	APos	TPos	Remark																																																																																	
Freq	Level	Line	(dB)	Level	Factor	Loss Factor																																																																																				
MHz	dBuV/m	dBuV/m		dBuV	dB/m	dB	dB	cm	deg																																																																																	
1	5230.00	96.60	-----	87.06	34.51	8.01	32.98	165 140 PEAK	Date: 2023-03-21																																																																																	
Avg	<div><div>Level (dBuV/m)</div><div>Date: 2023-03-21</div><div>Site : 03CH01-SZ Condition: PART 15.407 AVG 3m ANT3117_0057 VERTICAL : RBW:1000.000kHz VBW:0.010kHz Mode : 20 Setting : MCS0 Power setting 16 Plane : Y with accessories : 352134980042460/352134980042478</div></div>					<div><div>Level (dBuV/m)</div><div>Date: 2023-03-21</div><div>Site : 03CH01-SZ Condition: PART 15.407 AVG 3m ANT3117_0057 VERTICAL : RBW:1000.000kHz VBW:0.010kHz Mode : 20 Setting : MCS0 Power setting 16 Plane : Y with accessories : 352134980042460/352134980042478</div></div>																																																																																				
	<table><thead><tr><th></th><th>Limit</th><th>Margin</th><th>Read</th><th>Ant</th><th>Cable</th><th>Preamp</th><th>APos</th><th>TPos</th><th>Remark</th></tr><tr><th>Freq</th><th>Level</th><th>Line</th><th>(dB)</th><th>Level</th><th>Factor</th><th>Loss Factor</th><th></th><th></th><th></th></tr><tr><th>MHz</th><th>dBuV/m</th><th>dBuV/m</th><th></th><th>dBuV</th><th>dB/m</th><th>dB</th><th>dB</th><th>cm</th><th>deg</th></tr></thead><tbody><tr><td>1</td><td>5127.65</td><td>40.52</td><td>54.00</td><td>-13.48</td><td>30.88</td><td>34.55</td><td>7.90</td><td>32.81</td><td>165 140 AVERAGE</td></tr></tbody></table>						Limit	Margin	Read	Ant	Cable	Preamp	APos	TPos	Remark	Freq	Level	Line	(dB)	Level	Factor	Loss Factor				MHz	dBuV/m	dBuV/m		dBuV	dB/m	dB	dB	cm	deg	1	5127.65	40.52	54.00	-13.48	30.88	34.55	7.90	32.81	165 140 AVERAGE	<table><thead><tr><th></th><th>Limit</th><th>Margin</th><th>Read</th><th>Ant</th><th>Cable</th><th>Preamp</th><th>APos</th><th>TPos</th><th>Remark</th></tr><tr><th>Freq</th><th>Level</th><th>Line</th><th>(dB)</th><th>Level</th><th>Factor</th><th>Loss Factor</th><th></th><th></th><th></th></tr><tr><th>MHz</th><th>dBuV/m</th><th>dBuV/m</th><th></th><th>dBuV</th><th>dB/m</th><th>dB</th><th>dB</th><th>cm</th><th>deg</th></tr></thead><tbody><tr><td>1</td><td>5230.00</td><td>88.71</td><td>-----</td><td>79.17</td><td>34.51</td><td>8.01</td><td>32.98</td><td>165 140 AVERAGE</td><td></td></tr></tbody></table>						Limit	Margin	Read	Ant	Cable	Preamp	APos	TPos	Remark	Freq	Level	Line	(dB)	Level	Factor	Loss Factor				MHz	dBuV/m	dBuV/m		dBuV	dB/m	dB	dB	cm	deg	1	5230.00	88.71	-----	79.17	34.51	8.01	32.98	165 140 AVERAGE	
		Limit	Margin	Read	Ant	Cable	Preamp	APos	TPos	Remark																																																																																
Freq	Level	Line	(dB)	Level	Factor	Loss Factor																																																																																				
MHz	dBuV/m	dBuV/m		dBuV	dB/m	dB	dB	cm	deg																																																																																	
1	5127.65	40.52	54.00	-13.48	30.88	34.55	7.90	32.81	165 140 AVERAGE																																																																																	
	Limit	Margin	Read	Ant	Cable	Preamp	APos	TPos	Remark																																																																																	
Freq	Level	Line	(dB)	Level	Factor	Loss Factor																																																																																				
MHz	dBuV/m	dBuV/m		dBuV	dB/m	dB	dB	cm	deg																																																																																	
1	5230.00	88.71	-----	79.17	34.51	8.01	32.98	165 140 AVERAGE																																																																																		

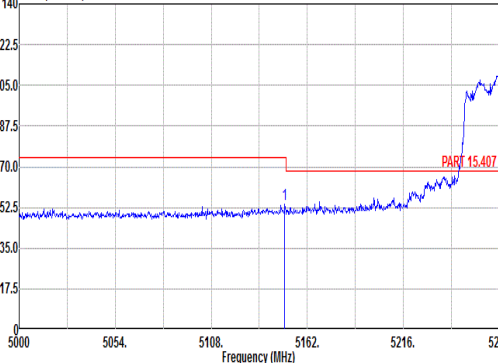
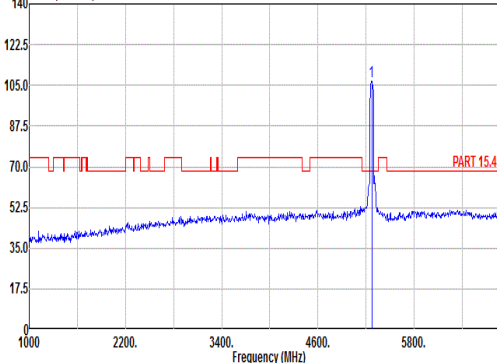
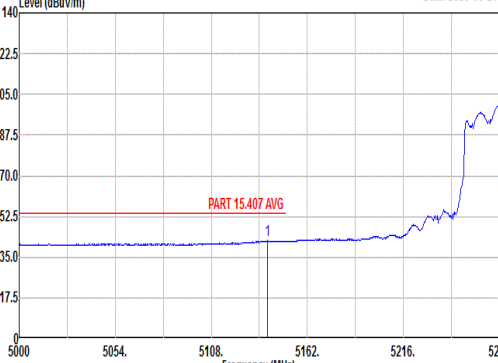
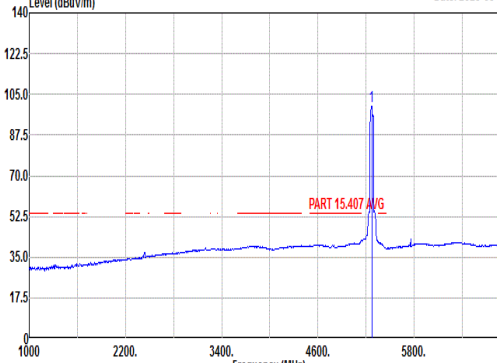


Mode	20																																									
	Band Edge - R																																									
	U-NII-1_5.15-5.25_802.11ax HE40_CH46_Full_5230MHz																																									
ANT	5+6																																									
Pol.	Vertical	Fundamental																																								
Peak	<div><div><div>Date: 2023-03-21</div><div>Site : 03CH01-SZ Condition: PART 15.407 3m ANT3117_0057 VERTICAL : RBW:1000.000kHz VBW:3000.000kHz Mode : 20 Setting : MCS0 Power setting 16 Plane : Y with accessories : 352134980042460/352134980042478</div><table><thead><tr><th></th><th>Limit</th><th>Margin</th><th>Read</th><th>Ant</th><th>Cable</th><th>Preamp</th><th>APos</th><th>TPos</th><th>Remark</th></tr><tr><th>Freq</th><th>Level</th><th>Line</th><th>(dB)</th><th>Level</th><th>Factor</th><th>Loss Factor</th><th></th><th></th><th></th></tr><tr><th></th><th>MHz</th><th>dBuV/m</th><th>dBuV/m</th><th>dBuV</th><th>dB/m</th><th>dB</th><th>dB</th><th>cm</th><th>deg</th></tr></thead><tbody><tr><td>1</td><td>5419.06</td><td>49.59</td><td>74.00</td><td>-24.41</td><td>39.98</td><td>34.43</td><td>8.46</td><td>33.28</td><td>165</td><td>140 PEAK</td></tr></tbody></table></div></div> <div>Blank</div>		Limit	Margin	Read	Ant	Cable	Preamp	APos	TPos	Remark	Freq	Level	Line	(dB)	Level	Factor	Loss Factor					MHz	dBuV/m	dBuV/m	dBuV	dB/m	dB	dB	cm	deg	1	5419.06	49.59	74.00	-24.41	39.98	34.43	8.46	33.28	165	140 PEAK
	Limit	Margin	Read	Ant	Cable	Preamp	APos	TPos	Remark																																	
Freq	Level	Line	(dB)	Level	Factor	Loss Factor																																				
	MHz	dBuV/m	dBuV/m	dBuV	dB/m	dB	dB	cm	deg																																	
1	5419.06	49.59	74.00	-24.41	39.98	34.43	8.46	33.28	165	140 PEAK																																
Avg	<div><div><div>Date: 2023-03-21</div><div>Site : 03CH01-SZ Condition: PART 15.407 AVG 3m ANT3117_0057 VERTICAL : RBW:1000.000kHz VBW:0.010kHz Mode : 20 Setting : MCS0 Power setting 16 Plane : Y with accessories : 352134980042460/352134980042478</div><table><thead><tr><th></th><th>Limit</th><th>Margin</th><th>Read</th><th>Ant</th><th>Cable</th><th>Preamp</th><th>APos</th><th>TPos</th><th>Remark</th></tr><tr><th>Freq</th><th>Level</th><th>Line</th><th>(dB)</th><th>Level</th><th>Factor</th><th>Loss Factor</th><th></th><th></th><th></th></tr><tr><th></th><th>MHz</th><th>dBuV/m</th><th>dBuV/m</th><th>dBuV</th><th>dB/m</th><th>dB</th><th>dB</th><th>cm</th><th>deg</th></tr></thead><tbody><tr><td>1</td><td>5387.32</td><td>39.03</td><td>54.00</td><td>-14.97</td><td>29.38</td><td>34.45</td><td>8.43</td><td>33.23</td><td>165</td><td>140 AVERAGE</td></tr></tbody></table></div></div> <div>Blank</div>		Limit	Margin	Read	Ant	Cable	Preamp	APos	TPos	Remark	Freq	Level	Line	(dB)	Level	Factor	Loss Factor					MHz	dBuV/m	dBuV/m	dBuV	dB/m	dB	dB	cm	deg	1	5387.32	39.03	54.00	-14.97	29.38	34.45	8.43	33.23	165	140 AVERAGE
	Limit	Margin	Read	Ant	Cable	Preamp	APos	TPos	Remark																																	
Freq	Level	Line	(dB)	Level	Factor	Loss Factor																																				
	MHz	dBuV/m	dBuV/m	dBuV	dB/m	dB	dB	cm	deg																																	
1	5387.32	39.03	54.00	-14.97	29.38	34.45	8.43	33.23	165	140 AVERAGE																																



Mode	20																																																																																																														
	Harmonic																																																																																																														
	U-NII-1_5.15-5.25_802.11ax HE40_CH46_Full_5230MHz																																																																																																														
ANT	5+6																																																																																																														
Pol.	Horizontal						Vertical																																																																																																								
Peak Avg	<div><p>Level (dBuV/m) Date: 2023-03-31</p><p>Site : 03CH01-SZ Condition: PART 15.407 3m HF_ANT(3117)_22 HORIZONTAL Mode : 20 IMEI : 352134980043864/352134980043872 Plane : Y with Accessories MCS0 Power setting 16</p><table><tr><th></th><th>Limit</th><th>Read</th><th>Ant</th><th>Cable</th><th>Preamp</th><th>APos</th><th>TPos</th><th></th></tr><tr><th>Freq</th><th>Level</th><th>Line</th><th>Margin</th><th>Level</th><th>Factor</th><th>Loss</th><th>Factor</th><th>Remark</th></tr><tr><th>MHz</th><th>dBuV/m</th><th>dBuV/m</th><th>dB</th><th>dBuV</th><th>dB/m</th><th>dB</th><th>dB</th><th>cm</th><th>deg</th></tr><tr><td>1</td><td>10460.00</td><td>47.64</td><td>68.30</td><td>-20.66</td><td>44.74</td><td>39.48</td><td>14.21</td><td>50.79</td><td>---</td><td>Peak</td></tr><tr><td>2</td><td>15690.00</td><td>47.67</td><td>74.00</td><td>-26.33</td><td>40.34</td><td>41.91</td><td>16.97</td><td>51.55</td><td>---</td><td>Peak</td></tr></table></div>							Limit	Read	Ant	Cable	Preamp	APos	TPos		Freq	Level	Line	Margin	Level	Factor	Loss	Factor	Remark	MHz	dBuV/m	dBuV/m	dB	dBuV	dB/m	dB	dB	cm	deg	1	10460.00	47.64	68.30	-20.66	44.74	39.48	14.21	50.79	---	Peak	2	15690.00	47.67	74.00	-26.33	40.34	41.91	16.97	51.55	---	Peak	<div><p>Level (dBuV/m) Date: 2023-03-31</p><p>Site : 03CH01-SZ Condition: PART 15.407 3m HF_ANT(3117)_22 VERTICAL Mode : 20 IMEI : 352134980043864/352134980043872 Plane : Y with Accessories MCS0 Power setting 16</p><table><tr><th></th><th>Limit</th><th>Read</th><th>Ant</th><th>Cable</th><th>Preamp</th><th>APos</th><th>TPos</th><th></th></tr><tr><th>Freq</th><th>Level</th><th>Line</th><th>Margin</th><th>Level</th><th>Factor</th><th>Loss</th><th>Factor</th><th>Remark</th></tr><tr><th>MHz</th><th>dBuV/m</th><th>dBuV/m</th><th>dB</th><th>dBuV</th><th>dB/m</th><th>dB</th><th>dB</th><th>cm</th><th>deg</th></tr><tr><td>1</td><td>10460.00</td><td>47.00</td><td>68.30</td><td>-21.30</td><td>44.10</td><td>39.48</td><td>14.21</td><td>50.79</td><td>---</td><td>Peak</td></tr><tr><td>2</td><td>15690.00</td><td>47.50</td><td>74.00</td><td>-26.50</td><td>40.17</td><td>41.91</td><td>16.97</td><td>51.55</td><td>---</td><td>Peak</td></tr></table></div>						Limit	Read	Ant	Cable	Preamp	APos	TPos		Freq	Level	Line	Margin	Level	Factor	Loss	Factor	Remark	MHz	dBuV/m	dBuV/m	dB	dBuV	dB/m	dB	dB	cm	deg	1	10460.00	47.00	68.30	-21.30	44.10	39.48	14.21	50.79	---	Peak	2	15690.00	47.50	74.00	-26.50	40.17	41.91	16.97	51.55	---	Peak
		Limit	Read	Ant	Cable	Preamp	APos	TPos																																																																																																							
	Freq	Level	Line	Margin	Level	Factor	Loss	Factor	Remark																																																																																																						
MHz	dBuV/m	dBuV/m	dB	dBuV	dB/m	dB	dB	cm	deg																																																																																																						
1	10460.00	47.64	68.30	-20.66	44.74	39.48	14.21	50.79	---	Peak																																																																																																					
2	15690.00	47.67	74.00	-26.33	40.34	41.91	16.97	51.55	---	Peak																																																																																																					
	Limit	Read	Ant	Cable	Preamp	APos	TPos																																																																																																								
Freq	Level	Line	Margin	Level	Factor	Loss	Factor	Remark																																																																																																							
MHz	dBuV/m	dBuV/m	dB	dBuV	dB/m	dB	dB	cm	deg																																																																																																						
1	10460.00	47.00	68.30	-21.30	44.10	39.48	14.21	50.79	---	Peak																																																																																																					
2	15690.00	47.50	74.00	-26.50	40.17	41.91	16.97	51.55	---	Peak																																																																																																					



		21																																																																																																		
Mode		Band Edge - L																																																																																																		
		U-NII-2A_5.25-5.35_802.11ax HE40_CH54_Full_5270MHz																																																																																																		
ANT		5+6																																																																																																		
Pol.		Horizontal					Fundamental																																																																																													
Peak	<div><div><div>Level (dBuV/m)</div><div>Date: 2023-03-21</div><div>PART 15.407</div></div><div><div>Site : 03CH01-SZ Condition: PART 15.407 3m ANT3117_0057 HORIZONTAL : RBW:1000.000kHz VBW:3000.000kHz Mode : 21 Setting : MCS0 Power setting 16 Plane : Y with accessories : 352134980042460/352134980042478</div><table><thead><tr><th></th><th>Limit</th><th>Margin</th><th>Read</th><th>Ant</th><th>Cable</th><th>Preamp</th><th>APos</th><th>TPos</th><th>Remark</th></tr><tr><th>Freq</th><th>Level</th><th>Line</th><th>(dB)</th><th>Level</th><th>Factor</th><th>Loss Factor</th><th></th><th></th><th></th></tr><tr><th>MHz</th><th>dBuV/m</th><th>dBuV/m</th><th></th><th>dBuV</th><th>dB/m</th><th>dB</th><th>dB</th><th>cm</th><th>deg</th></tr></thead><tbody><tr><td>1 5149.31</td><td>53.65</td><td>74.00</td><td>-20.35</td><td>44.04</td><td>34.54</td><td>7.92</td><td>32.85</td><td>157</td><td>128 PEAK</td></tr></tbody></table></div></div>											Limit	Margin	Read	Ant	Cable	Preamp	APos	TPos	Remark	Freq	Level	Line	(dB)	Level	Factor	Loss Factor				MHz	dBuV/m	dBuV/m		dBuV	dB/m	dB	dB	cm	deg	1 5149.31	53.65	74.00	-20.35	44.04	34.54	7.92	32.85	157	128 PEAK	<div><div><div>Level (dBuV/m)</div><div>Date: 2023-03-21</div><div>PART 15.407</div></div><div><div>Site : 03CH01-SZ Condition: PART 15.407 3m ANT3117_0057 HORIZONTAL : RBW:1000.000kHz VBW:3000.000kHz Mode : 21 Setting : MCS0 Power setting 16 Plane : Y with accessories : 352134980042460/352134980042478</div><table><thead><tr><th></th><th>Limit</th><th>Margin</th><th>Read</th><th>Ant</th><th>Cable</th><th>Preamp</th><th>APos</th><th>TPos</th><th>Remark</th></tr><tr><th>Freq</th><th>Level</th><th>Line</th><th>(dB)</th><th>Level</th><th>Factor</th><th>Loss Factor</th><th></th><th></th><th></th></tr><tr><th>MHz</th><th>dBuV/m</th><th>dBuV/m</th><th></th><th>dBuV</th><th>dB/m</th><th>dB</th><th>dB</th><th>cm</th><th>deg</th></tr></thead><tbody><tr><td>1 5270.00</td><td>106.98</td><td>-----</td><td>-----</td><td>97.42</td><td>34.49</td><td>8.10</td><td>33.03</td><td>157</td><td>128 PEAK</td></tr></tbody></table></div></div>											Limit	Margin	Read	Ant	Cable	Preamp	APos	TPos	Remark	Freq	Level	Line	(dB)	Level	Factor	Loss Factor				MHz	dBuV/m	dBuV/m		dBuV	dB/m	dB	dB	cm	deg	1 5270.00	106.98	-----	-----	97.42	34.49	8.10	33.03	157	128 PEAK
		Limit	Margin	Read	Ant	Cable	Preamp	APos	TPos	Remark																																																																																										
Freq	Level	Line	(dB)	Level	Factor	Loss Factor																																																																																														
MHz	dBuV/m	dBuV/m		dBuV	dB/m	dB	dB	cm	deg																																																																																											
1 5149.31	53.65	74.00	-20.35	44.04	34.54	7.92	32.85	157	128 PEAK																																																																																											
	Limit	Margin	Read	Ant	Cable	Preamp	APos	TPos	Remark																																																																																											
Freq	Level	Line	(dB)	Level	Factor	Loss Factor																																																																																														
MHz	dBuV/m	dBuV/m		dBuV	dB/m	dB	dB	cm	deg																																																																																											
1 5270.00	106.98	-----	-----	97.42	34.49	8.10	33.03	157	128 PEAK																																																																																											
Avg	<div><div><div>Level (dBuV/m)</div><div>Date: 2023-03-21</div><div>PART 15.407 AVG</div></div><div><div>Site : 03CH01-SZ Condition: PART 15.407 AVG 3m ANT3117_0057 HORIZONTAL : RBW:1000.000kHz VBW:0.010kHz Mode : 21 Setting : MCS0 Power setting 16 Plane : Y with accessories : 352134980042460/352134980042478</div><table><thead><tr><th></th><th>Limit</th><th>Margin</th><th>Read</th><th>Ant</th><th>Cable</th><th>Preamp</th><th>APos</th><th>TPos</th><th>Remark</th></tr><tr><th>Freq</th><th>Level</th><th>Line</th><th>(dB)</th><th>Level</th><th>Factor</th><th>Loss Factor</th><th></th><th></th><th></th></tr><tr><th>MHz</th><th>dBuV/m</th><th>dBuV/m</th><th></th><th>dBuV</th><th>dB/m</th><th>dB</th><th>dB</th><th>cm</th><th>deg</th></tr></thead><tbody><tr><td>1 5139.59</td><td>42.06</td><td>54.00</td><td>-11.94</td><td>32.44</td><td>34.54</td><td>7.91</td><td>32.83</td><td>157</td><td>128 AVERAGE</td></tr></tbody></table></div></div>											Limit	Margin	Read	Ant	Cable	Preamp	APos	TPos	Remark	Freq	Level	Line	(dB)	Level	Factor	Loss Factor				MHz	dBuV/m	dBuV/m		dBuV	dB/m	dB	dB	cm	deg	1 5139.59	42.06	54.00	-11.94	32.44	34.54	7.91	32.83	157	128 AVERAGE	<div><div><div>Level (dBuV/m)</div><div>Date: 2023-03-21</div><div>PART 15.407 AVG</div></div><div><div>Site : 03CH01-SZ Condition: PART 15.407 AVG 3m ANT3117_0057 HORIZONTAL : RBW:1000.000kHz VBW:0.010kHz Mode : 21 Setting : MCS0 Power setting 16 Plane : Y with accessories : 352134980042460/352134980042478</div><table><thead><tr><th></th><th>Limit</th><th>Margin</th><th>Read</th><th>Ant</th><th>Cable</th><th>Preamp</th><th>APos</th><th>TPos</th><th>Remark</th></tr><tr><th>Freq</th><th>Level</th><th>Line</th><th>(dB)</th><th>Level</th><th>Factor</th><th>Loss Factor</th><th></th><th></th><th></th></tr><tr><th>MHz</th><th>dBuV/m</th><th>dBuV/m</th><th></th><th>dBuV</th><th>dB/m</th><th>dB</th><th>dB</th><th>cm</th><th>deg</th></tr></thead><tbody><tr><td>1 5270.00</td><td>99.85</td><td>-----</td><td>-----</td><td>90.29</td><td>34.49</td><td>8.10</td><td>33.03</td><td>157</td><td>128 AVERAGE</td></tr></tbody></table></div></div>											Limit	Margin	Read	Ant	Cable	Preamp	APos	TPos	Remark	Freq	Level	Line	(dB)	Level	Factor	Loss Factor				MHz	dBuV/m	dBuV/m		dBuV	dB/m	dB	dB	cm	deg	1 5270.00	99.85	-----	-----	90.29	34.49	8.10	33.03	157	128 AVERAGE
	Limit	Margin	Read	Ant	Cable	Preamp	APos	TPos	Remark																																																																																											
Freq	Level	Line	(dB)	Level	Factor	Loss Factor																																																																																														
MHz	dBuV/m	dBuV/m		dBuV	dB/m	dB	dB	cm	deg																																																																																											
1 5139.59	42.06	54.00	-11.94	32.44	34.54	7.91	32.83	157	128 AVERAGE																																																																																											
	Limit	Margin	Read	Ant	Cable	Preamp	APos	TPos	Remark																																																																																											
Freq	Level	Line	(dB)	Level	Factor	Loss Factor																																																																																														
MHz	dBuV/m	dBuV/m		dBuV	dB/m	dB	dB	cm	deg																																																																																											
1 5270.00	99.85	-----	-----	90.29	34.49	8.10	33.03	157	128 AVERAGE																																																																																											



Mode	21																																																																									
	Band Edge - L																																																																									
	U-NII-2A_5.25-5.35_802.11ax HE40_CH54_Full_5270MHz																																																																									
ANT	5+6																																																																									
Pol.	Vertical	Fundamental																																																																								
Peak	<div><p>Level (dBuV/m)</p><p>Date: 2023-03-21</p><p>Site : 03CH01-SZ Condition: PART 15.407 3m ANT3117_0057 VERTICAL : RBW:1000.000kHz VBW:3000.000kHz Mode : 21 Setting : MCS0 Power setting 16 Plane : Y with accessories : 352134980042460/352134980042478</p><table><tr><th>Limit</th><th>Margin</th><th>Read</th><th>Ant</th><th>Cable</th><th>Preamp</th><th>APos</th><th>TPos</th><th>Remark</th></tr><tr><th>Freq</th><th>Level</th><th>Line</th><th>(dB)</th><th>Level</th><th>Factor</th><th>Loss</th><th>Factor</th><th></th></tr><tr><th>MHz</th><th>dBuV/m</th><th>dBuV/m</th><th>dBuV</th><th>dB/m</th><th>dB</th><th>dB</th><th>cm</th><th>deg</th></tr><tr><td>1 5039.69</td><td>51.81</td><td>74.00</td><td>-22.19</td><td>42.05</td><td>34.58</td><td>7.85</td><td>32.67</td><td>200 266 PEAK</td></tr></table></div>	Limit	Margin	Read	Ant	Cable	Preamp	APos	TPos	Remark	Freq	Level	Line	(dB)	Level	Factor	Loss	Factor		MHz	dBuV/m	dBuV/m	dBuV	dB/m	dB	dB	cm	deg	1 5039.69	51.81	74.00	-22.19	42.05	34.58	7.85	32.67	200 266 PEAK	<div><p>Level (dBuV/m)</p><p>Date: 2023-03-21</p><p>Site : 03CH01-SZ Condition: PART 15.407 3m ANT3117_0057 VERTICAL : RBW:1000.000kHz VBW:3000.000kHz Mode : 21 Setting : MCS0 Power setting 16 Plane : Y with accessories : 352134980042460/352134980042478</p><table><tr><th>Limit</th><th>Margin</th><th>Read</th><th>Ant</th><th>Cable</th><th>Preamp</th><th>APos</th><th>TPos</th><th>Remark</th></tr><tr><th>Freq</th><th>Level</th><th>Line</th><th>(dB)</th><th>Level</th><th>Factor</th><th>Loss</th><th>Factor</th><th></th></tr><tr><th>MHz</th><th>dBuV/m</th><th>dBuV/m</th><th>dBuV</th><th>dB/m</th><th>dB</th><th>dB</th><th>cm</th><th>deg</th></tr><tr><td>1 5270.00</td><td>104.69</td><td>-----</td><td>-----</td><td>95.12</td><td>34.49</td><td>8.12</td><td>33.04</td><td>200 266 PEAK</td></tr></table></div>	Limit	Margin	Read	Ant	Cable	Preamp	APos	TPos	Remark	Freq	Level	Line	(dB)	Level	Factor	Loss	Factor		MHz	dBuV/m	dBuV/m	dBuV	dB/m	dB	dB	cm	deg	1 5270.00	104.69	-----	-----	95.12	34.49	8.12	33.04	200 266 PEAK
	Limit	Margin	Read	Ant	Cable	Preamp	APos	TPos	Remark																																																																	
Freq	Level	Line	(dB)	Level	Factor	Loss	Factor																																																																			
MHz	dBuV/m	dBuV/m	dBuV	dB/m	dB	dB	cm	deg																																																																		
1 5039.69	51.81	74.00	-22.19	42.05	34.58	7.85	32.67	200 266 PEAK																																																																		
Limit	Margin	Read	Ant	Cable	Preamp	APos	TPos	Remark																																																																		
Freq	Level	Line	(dB)	Level	Factor	Loss	Factor																																																																			
MHz	dBuV/m	dBuV/m	dBuV	dB/m	dB	dB	cm	deg																																																																		
1 5270.00	104.69	-----	-----	95.12	34.49	8.12	33.04	200 266 PEAK																																																																		
Avg	<div><p>Level (dBuV/m)</p><p>Date: 2023-03-21</p><p>Site : 03CH01-SZ Condition: PART 15.407 AVG 3m ANT3117_0057 VERTICAL : RBW:1000.000kHz VBW:0.010kHz Mode : 21 Setting : MCS0 Power setting 16 Plane : Y with accessories : 352134980042460/352134980042478</p><table><tr><th>Limit</th><th>Margin</th><th>Read</th><th>Ant</th><th>Cable</th><th>Preamp</th><th>APos</th><th>TPos</th><th>Remark</th></tr><tr><th>Freq</th><th>Level</th><th>Line</th><th>(dB)</th><th>Level</th><th>Factor</th><th>Loss</th><th>Factor</th><th></th></tr><tr><th>MHz</th><th>dBuV/m</th><th>dBuV/m</th><th>dBuV</th><th>dB/m</th><th>dB</th><th>dB</th><th>cm</th><th>deg</th></tr><tr><td>1 5144.72</td><td>40.85</td><td>54.00</td><td>-13.15</td><td>31.23</td><td>34.54</td><td>7.92</td><td>32.84</td><td>200 266 AVERAGE</td></tr></table></div>	Limit	Margin	Read	Ant	Cable	Preamp	APos	TPos	Remark	Freq	Level	Line	(dB)	Level	Factor	Loss	Factor		MHz	dBuV/m	dBuV/m	dBuV	dB/m	dB	dB	cm	deg	1 5144.72	40.85	54.00	-13.15	31.23	34.54	7.92	32.84	200 266 AVERAGE	<div><p>Level (dBuV/m)</p><p>Date: 2023-03-21</p><p>Site : 03CH01-SZ Condition: PART 15.407 AVG 3m ANT3117_0057 VERTICAL : RBW:1000.000kHz VBW:0.010kHz Mode : 21 Setting : MCS0 Power setting 16 Plane : Y with accessories : 352134980042460/352134980042478</p><table><tr><th>Limit</th><th>Margin</th><th>Read</th><th>Ant</th><th>Cable</th><th>Preamp</th><th>APos</th><th>TPos</th><th>Remark</th></tr><tr><th>Freq</th><th>Level</th><th>Line</th><th>(dB)</th><th>Level</th><th>Factor</th><th>Loss</th><th>Factor</th><th></th></tr><tr><th>MHz</th><th>dBuV/m</th><th>dBuV/m</th><th>dBuV</th><th>dB/m</th><th>dB</th><th>dB</th><th>cm</th><th>deg</th></tr><tr><td>1 5270.00</td><td>96.27</td><td>-----</td><td>-----</td><td>86.70</td><td>34.49</td><td>8.12</td><td>33.04</td><td>200 266 AVERAGE</td></tr></table></div>	Limit	Margin	Read	Ant	Cable	Preamp	APos	TPos	Remark	Freq	Level	Line	(dB)	Level	Factor	Loss	Factor		MHz	dBuV/m	dBuV/m	dBuV	dB/m	dB	dB	cm	deg	1 5270.00	96.27	-----	-----	86.70	34.49	8.12	33.04	200 266 AVERAGE
Limit	Margin	Read	Ant	Cable	Preamp	APos	TPos	Remark																																																																		
Freq	Level	Line	(dB)	Level	Factor	Loss	Factor																																																																			
MHz	dBuV/m	dBuV/m	dBuV	dB/m	dB	dB	cm	deg																																																																		
1 5144.72	40.85	54.00	-13.15	31.23	34.54	7.92	32.84	200 266 AVERAGE																																																																		
Limit	Margin	Read	Ant	Cable	Preamp	APos	TPos	Remark																																																																		
Freq	Level	Line	(dB)	Level	Factor	Loss	Factor																																																																			
MHz	dBuV/m	dBuV/m	dBuV	dB/m	dB	dB	cm	deg																																																																		
1 5270.00	96.27	-----	-----	86.70	34.49	8.12	33.04	200 266 AVERAGE																																																																		

